

**BY ORDER OF THE COMMANDER  
SPANGDAHLEM AB (USAFE)**

**SPANGDAHLEM AIR BASE  
INSTRUCTION**



**31-116**

***Certified Current 12 SEPTEMBER 2024***

**21 MARCH 2024**

***Security***

***MOTOR VEHICLE TRAFFIC  
SUPERVISION***

**COMPLIANCE WITH THIS PUBLICATION IS MANDATORY**

---

**ACCESSIBILITY:** Publications and forms are available on the e-Publishing website at [www.e-Publishing.af.mil](http://www.e-Publishing.af.mil) for downloading or ordering.

**RELEASABILITY:** There are no releasability restrictions on this publication.

---

OPR: 52 SFS/S5P

Certified by: 52 SFS/CC  
(Maj Jared M. Zentz)

Supersedes: SPANGDAHLEMABI 31-116,  
26 October 2018

Pages: 86

---

This instruction implements Department of Defense Directive (DoDD) 5525.4, *Enforcement of State Traffic Laws on DoD Installations*, Department of the Air Force Instruction (DAFI) 91-207, *The Traffic and Safety Program*, Army Regulation (AR) 190-5, *Motor Vehicle Traffic Supervision*, DAFI 31-218, *Motor Vehicle Traffic Supervision*, United States Air Forces in Europe (USAFE) Instruction 31-202/Army in Europe Regulation (AER) 190-1, *Driver and Vehicle Requirements and the Installation Traffic Code for the U.S. Forces in Germany*. This publication establishes policies and assigns responsibilities and procedures for compliance with safe and efficient movement of personnel and vehicles for the efficient supervision of motor vehicles, bicycles, roller skates, scooters, skateboards, and pedestrian traffic on Spangdahlem Air Base (SAB), its geographically separated units (GSUs) and all other areas under the control of the 52d Fighter Wing (52 FW). This instruction applies to all pedestrians and personnel operating a motor vehicle (GOV or POV), bicycle, and/or roller skates on any installation under control of the 52 FW. In accordance with (IAW) USAFEI 31-202/AER 190-1, the rules contained herein for procedures of suspension/revocation of United States Army in Europe (USAREUR) driving privileges, suspension/revocation authority, and penalties applicable to USAREUR driving privileges shall apply to all United States Air Forces in Europe (USAFE) personnel, both military and civilian, their family members and dependents, and contractors under Air Force contracts. Portions of this instruction apply to host or foreign national personnel on the installation and personnel without a driver's license. The terms "must," "shall," and "will" denote mandatory actions and the terms

“will not,” “shall not,” and “must not” denote mandatory prohibitions in this regulation. Failure to observe the prohibitions and mandatory provisions of this publication is a violation of Article 92, Uniformed Code of Military Justice (UCMJ), similar instructions and agreements for all personnel.

Ensure that all records created as a result of processes prescribed in this publication are maintained IAW AFI 33-322, *Records Management and Information Governance Program*, and disposed of IAW Air Force Records Information Management System (AFRIMS) Records Disposition Schedule (RDS) located at <https://www.my.af.mil/afirms/afirms/afirms/rims.cfm>. Refer recommended changes and questions about this publication to the Office of Primary Responsibility (OPR) using the DAF Form 847, *Recommendation for Change of Publication*; route DAF Form 847s from the field through the appropriate functional’ s chain of command. The authorities to waive wing/unit level requirements in this publication are identified with a Tier (“T-0, T-1, T-2, T-3”) number following the compliance statement. See DAFI 90-160, *Publications and Forms Management*, for a description of the authorities associated with the Tier numbers. Submit requests for waivers through the chain of command to the appropriate Tier waiver approval authority, or alternately, to the Publication OPR for non-tiered compliance items.

This publication requires the collection and/or maintenance of information protected by the Privacy Act of 1974 authorized by Title 10 U.S.C., Section 8013 delegation by Department of Defense Instruction (DoDI) 6055.4, *Department of Defense Traffic Safety Program*, DAFI 31-115, *Law and Order Operations*, DAFI 31-218 and E.O. 9397 (SSN).

The following System of Records Notices apply: F031, AF SP L, Traffic Accidents and Violation Reports; F031, AF SP K, Vehicle Administration Records; F031, AF SP E, Air Force Justice Information System (AFJIS).

### ***SUMMARY OF CHANGES***

This publication has been substantially revised and needs to be completely reviewed. Major changes include reference updates, the removal of the “No Passing Policy” and the removal of localized training requirement prior to obtaining USAREUR Driver’s License.

1.	Introduction.....	3
2.	Driving Privileges.....	5
3.	Privately Owned Vehicle Operation Requirements.....	14
4.	Traffic Planning and Codes .....	15
5.	Driving Records and Traffic Point System.....	33
6.	General Traffic Rules.....	35
7.	Impoundment and Abandonment of Privately Owned Vehicles.....	42
	<b>Attachment 1—GLOSSARY OF REFERENCES AND SUPPORTING INFORMATION</b>	<b>44</b>
	<b>Attachment 2—POINT ASSESSMENT FOR VIOLATIONS</b>	<b>49</b>
	<b>Attachment 3—TRAFFIC-POINT &amp; SUSPENSION/REVOCAION TIMES</b>	<b>51</b>

Attachment 4—TRAFFIC SIGNS 54

Attachment 5—BREATH AND BLOOD ALCOHOL LEVEL EQUIVALENTS 80

## 1. Introduction

1.1. **Program Management.** This instruction implements policy, assigns responsibility, and establishes procedures for motor vehicle traffic supervision on Spangdahlem Air Base, Germany.

1.1.1. This includes, but is not limited to:

1.1.1.1. Granting, suspending, or revoking the privilege to operate a Privately Owned Vehicle (POV).

1.1.1.2. Registration of POVs.

1.1.1.3. Administration of vehicle registration and driver performance records.

1.1.1.4. Driver improvement programs.

1.1.1.5. Police traffic supervision.

1.1.1.6. Off-installation traffic activities.

1.1.2. The 52 FW/CC may modify these policies and procedures in the following instances:

1.1.2.1. When dictated by host nation (HN) relationships, treaties, and agreements.

1.1.2.2. When traffic operations under military supervision necessitate special measures to meet mission unique requirements or to protect public safety.

1.1.3. Safe and efficient movement of personnel and vehicles is the objective of every traffic control program. Program goals should focus on ways to reduce traffic-related deaths, injuries, and property damage.

## 1.2. Responsibilities.

1.2.1. Air Force Chief of Security Forces (HQ USAF/SF). Establishes policy to assist Installation Commanders in the administration of local traffic supervision and enforcement programs.

1.2.2. Air Force Security Forces Center (AFSFC). Provides guidance to MAJCOMs and field units on implementing traffic safety and supervision programs.

1.2.3. USAFE-AFAFRICA Chief of Security Forces (USAFE-AFAFRICA/SF). USAFE-AFAFRICA/SF manages command unique traffic supervision and enforcement programs. They provide key staff support to Installation Commanders and their assigned security forces units.

1.2.4. 52d FW Commander (52 FW/CC). Establishes and manages the local installation traffic supervision program. The 52 FW/CC has delegated responsibility for revocations and suspensions of driving privileges to the 52d Mission Support Group Commander (52 MSG/CC). Reinstatements and hearings will be delegated to the 52 MSG/CC. The 52d Security Forces Squadron Reports and Analysis (52 SFS/S5R) section will be notified of

the action. Refer to AFI 24-301, Ground Transportation, Chapter 5 for revocation/suspension of Government Owned Vehicle (GOV) licenses.

1.2.5. The 52 SFS/CC has overall responsibility for enforcement of the traffic code. The 52 SFS/CC is the 52 FW/CCs principal advisor on issues pertaining to the lawful movement of personnel and traffic. The 52 SFS/CC exercises staff responsibility for directing, regulating and controlling traffic, and enforcing installation rules pertaining to traffic control. The 52 SFS/CC assists traffic engineers by performing traffic control studies to gather information on traffic problems and use patterns. The 52 SFS/S5R is responsible for administrative upkeep of the code as well as the long-term temporary duty (TDY) parking plan. The 52d Security Forces Squadron Police Services (52 SFS/S3OP), has the responsibility for vehicle abandonment and the base impoundment parking lot. The 52 SFS/CC will also ensure the following:

1.2.5.1. SF personnel spot-check POVs and POV drivers in U.S.-controlled areas for compliance with this publication.

1.2.5.2. Ensure impaired driving, seat belt, speed, personal protective equipment (PPE) and distracted driving enforcement are conducted in support of the installation's traffic safety program.

1.2.5.3. Ensure license plates are confiscated when required.

1.2.5.4. Prohibit registration of any additional vehicles until all vehicles registered to an individual have been brought into compliance with this publication.

1.2.5.5. Ensure a notification matrix is posted at the Base Defense Operations Center (BDOC) for all vehicle accidents.

1.2.5.6. Ensure violators are cited.

1.2.6. The 52d Fighter Wing Safety Office (52 FW/SE) is responsible for initiating activities relating to preventing accidents, educating personnel on motor vehicle safety, and conducting detailed investigations of safety incidents/mishaps as required by applicable directives.

1.2.7. The 52d Civil Engineer Squadron Commander (52 CES/CC) will plan, construct and maintain streets and adjacent lands on all areas of SAB. This includes procurement, construction, installation and maintenance of traffic control devices, signage, reserved parking plan, and removal/emplacement of barricades or traffic control devices during painting, maintenance and operations.

1.2.7.1. Provide traffic safety support of the installation traffic safety program as required.

1.2.7.2. Consider special provisions for separation of pedestrians, bicycle and vehicle traffic to allow for safe traffic flow. Provisions shall be made for compliance with the Americans with Disabilities Act.

1.2.7.3. Ensure traffic signs, signals, markings, and devices comply with the latest edition as per the HN requirements.

1.2.8. Installation Traffic Engineer. Traffic engineers conduct formal traffic engineering studies. They apply traffic engineering measures and control devices to reduce the number

and severity of traffic accidents. If there is no installation traffic engineer, the 52 FW/CC may request support services by contacting the Commander, Military Traffic Management Command, 5611 Columbia Pike, Falls Church VA 22041-5050.

1.2.9. The 52d Force Support Squadron Commander (52 FSS/CC) provides wrecker service upon request of appropriate SAB officials or 52 SFS to remove vehicles creating a safety hazard or emergency situation. Towing of POVs by government owned wreckers will be IAW liability limits as determined by the 52d Fighter Wing Staff Judge Advocate (52 FW/SJA). NOTE: There is no impoundment area belonging to a contracted wrecker service on SAB.

1.2.10. 52d Mission Support Group Deputy Commander (52 MSG/CD) will chair a Traffic Safety Board or Traffic Safety Coordination Group which will be convened on a quarterly basis, however, at a minimum at least semi-annually to address traffic hazards and to improve traffic. Traffic board members will include, 52 FW/SE, 52 CES/CD, 52 CES/CEN and 52 SFS. NOTE: 52 FW/SE will be responsible for coordinating this group and their activities.

1.2.11. All leaders and supervisors will ensure their personnel properly insure, register, and operate POVs, and have a valid USAREUR license for the types of vehicles they register and operate.

1.2.12. Persons subject to this publication will:

1.2.12.1. Comply with the requirements stated in this publication. Failure to wear required PPE and failure to comply with licensing, operation, or training requirements may be considered when making line-of-duty determinations if an injury occurs because of non-use of PPE or noncompliance with requirements in this publication.

1.2.12.2. Operate a motor vehicle in a safe and prudent manner.

1.2.12.3. Comply with all AF directives, orders, applicable local and HN traffic laws, and PPE requirements while operating or riding in or on a motor vehicle.

1.2.12.4. Attend all required motor vehicle training.

1.3. **Delegation of Authority.** The installation commander may delegate their authority under this instruction to their vice commander, group commander, or other appropriate official. Those selected for delegation must not occupy a law enforcement, investigative, or other position which might lead to a conflict of interest or the appearance of such conflict during their administration of the motor vehicle traffic supervision program.

1.3.1. The 52 FW/CC delegates to the 52 MSG/CC as the suspension authority, revocation authority, approving authority for all restricted driving requests, and approving authority for reinstatement of revoked licenses.

1.3.2. The 52 FW/CC delegates to the 52 SFS/CC as the authority for all non-operational registration transactions for all vehicles including motorized and unmotorized.

## 2. Driving Privileges

2.1. **Requirements for Driving Privileges.** Driving a GOV or POV on SAB and specific sites is a privilege granted by the 52 FW/CC. If individuals accept that privilege, compliance

with the laws and instructions governing motor vehicle operation and registration on the installation is mandatory.

2.1.1. Consequently, everyone operating a motor vehicle on a military installation must produce, upon request from SF, the following:

2.1.1.1. A valid state, overseas command, HN, or international driver's license and/or AF Form 2293, US Air Force Motor Vehicle Operator's Identification Card, supported by a Common Access Card (CAC) or DD Form 2, U.S. Armed Forces Identification Card.

2.1.1.2. Proof of vehicle registration by the issuing authority.

2.1.1.3. Proof of valid vehicle insurance.

2.1.1.4. USAREUR licensed drivers must have a valid stateside license on their person while operating a vehicle.

2.1.1.5. If required by the jurisdiction in which the vehicle is operated, a valid record of motor vehicle safety inspection, emission control test, or any other test, evaluation, safety inspection, or other documents required by the HN.

2.1.1.6. Motorcycle operators must provide proof of satisfactory completion of the Motorcycle Safety Foundation (MSF), Beginner Rider's Course (BRC) or Experienced Rider's Course (ERC). Refresher training is required every year for the BRC and every five years for the ERC from the date of issue on the MSF card. Operators must also have the endorsement on their USAREUR and stateside driver license.

2.1.2. Family members or friends that do not possess a USAREUR driver's license, cannot operate a USAREUR plated vehicle unless they have an international driver's license and have received the appropriate paperwork issued by the Customs office. This does not apply to local nationals when a USAREUR licensed member of the POV owner's household is present and the guest has a valid license recognized by German authorities.

2.1.3. Personnel in Germany will not operate vehicles with stateside license plates. Refer to USAFEI 31-202/AER 190-1 for POV registration requirements.

2.1.4. For obtaining a USAREUR license, refer to USAFEI 31-202/AER 190-1 Chapter 2.

2.1.5. Newly assigned personnel may receive a temporary 90-day license.

2.1.6. A USAREUR driver's license and GOV license is required to operate a GOV unless the GOV does not require a GOV license IAW AFI 24-301. Local Nationals with a valid license recognized by German authorities and a GOV license do not require a USAREUR license to operate a GOV.

2.1.7. The use of decals and material attached to any USAREUR-plated POV that shows connection with the United States are prohibited on POVs IAW USAFEI 31-202/AER 190-1. Personnel will be issued a "fix-it" ticket for any and all decals that may be questionable. The only emblems/logos/decals authorized for display on USAREUR-registered vehicles are:

2.1.7.1. German and/or other European country environmental emissions control decals.

2.1.7.2. Handicap parking permits.

2.1.7.3. European highway vignettes indicating that highway fees have been paid.

2.1.7.4. Expiration decals issued with initial and renewal registrations.

## 2.2. Stopping and Inspecting Personnel or Vehicles.

2.2.1. DAFI 31-101, Integrated Defense, and DoDIO-2000.16V1\_AFI10-2450, *Antiterrorism*, require Installation Commanders to develop instructions and guidance that detail stop, inspection, search, and impoundment of motor vehicles at Outside the Continental United States (OCONUS) installation gates, to include Air Force restricted and controlled areas.

2.2.2. The following principles govern the stopping of motor vehicles:

2.2.2.1. In overseas areas, SF may stop, search, and detain vehicles on or off base as determined by HN agreements and local command policy. NOTE: 52 SFS will conduct a check of VERINET to verify that vehicle in question is USAREUR-plated.

2.2.2.2. In areas where off-base patrols are authorized, patrols will not engage in the enforcement of HN laws against non-U.S. personnel operating vehicles bearing non-U.S. license plates.

2.2.2.3. Traffic stops on-base of POVs are authorized when there is a reasonable belief it is necessary to enforce a traffic regulation or when there is suspicion of criminal activity. Coordinate all searches and impoundments with local SJA.

2.2.2.4. Random Installation Entry/Exit Vehicle Checks (RIEVC) will be conducted IAW AFI 31-101\_USAFE-AFAFRICASUP, *Integrated Defense*.

2.3. **Implied Consent to Blood, Breath, or Urine Tests.** 52 SFS/CC is responsible for ensuring this briefing is part of the Spangdahlem newcomer's briefings and/or in-processing of newly assigned personnel through the Airman and Family Readiness Center (AFRC). NOTE: This does not mean that 52 SFS/CC will specifically brief this policy, but will ensure this is briefed at every newcomer's orientation briefing.

2.3.1. Persons who have a USAREUR license or who operate a POV are understood to have given their consent to chemical tests for alcohol or other drugs on their breath, in their blood, or urine if lawfully stopped, apprehended, or cited for any offense allegedly committed while driving or otherwise in physical control of a motor vehicle. The chemical test, administered by either U.S. Forces or German civil authorities, is sufficient evidence for action under this publication. If a chemical test is administered by German civil authorities, U.S. Forces authorities also may administer a test. If multiple tests are administered, the results of the test administered closest to the time of the incident normally will be used to determine necessary administrative action. U.S. Forces or German civil authorities will determine which chemical test will be administered. Licensees cannot determine which chemical test will be given.

2.3.2. Licensees who refuse to submit to chemical testing will be informed that failure to submit to or complete tests administered by U.S. Forces or German civil authorities will result in revocation of their USAREUR license.

2.3.3. Administration of chemical tests may be delayed up to 6 hours following a POV accident or offense. When administered, the results of the test will be considered valid under this publication despite the delay. For example, if someone drinks an alcoholic beverage after an accident but before administration of a chemical test, the results of the test will be used for purposes of suspension or revocation.

2.3.4. German civil authorities may forcibly administer chemical tests according to their laws.

**2.4. Suspension or Revocation of Driving Privileges.** The 52 FW/CC has delegated responsibility for revocations and suspensions of driving privileges to the 52 MSG/CC. Reinstatements and hearings will be delegated to the 52 MSG/CC. For short-term suspensions (under 60 days) an officer or civilian equivalent immediately senior to the licensee in the chain of command or an officer who has been designated by a commander (O-4 or above, but normally the Squadron commander) will act as suspension/revocation authority for a unit or organization. However, 52 SFS/S5R shall oversee drafting of suspension/revocation paperwork and submit it through the proper channels for the suspending authority.

2.4.1. Suspensions. A suspension of a USAREUR license for a specific period of time is automatically reinstated upon completion of suspension period. The period of suspension will begin on the day following the rebuttal process (unless involving alcohol or drug related traffic offenses). Offenses involving alcohol or controlled substances will require the licensee to attend and successfully complete an Alcohol and Drug Abuse Prevention & Treatment (ADAPT) Program and remedial driver training. For further information refer to USAFEI 31-202/AER 190-1.

2.4.1.1. The 52 FW/CC or designated representative may suspend driving privileges for serious violations or when lesser measures fail to improve a driver's performance. The 52 FW/CC or designated representative has discretionary authority and may withdraw anyone's authorization to operate a government or privately owned motor vehicle on the installation.

2.4.1.2. The 52 FW/CC or designated representative will immediately suspend installation GOV/POV driving privileges pending resolution of an intoxicated driving incident through normal channels. This applies regardless of the geographic location of an intoxicated driving incident. The 52 FW/CC or designated representative can only suspend privileges of non-DoD affiliated civilians for incidents occurring on the installation or in the areas subject to their military traffic jurisdiction. Suspensions are enacted based on the following circumstances:

2.4.1.2.1. After a review of available evidence, suspend driver's privileges pending resolution of the intoxicated driving incident IAW [Attachment 3](#).

2.4.1.2.2. On an arrest report or other official document reasonably showing an intoxicated driving incident occurred.

2.4.1.3. The 52 FW/CC or designated representative may impose multiple suspensions to run consecutively or concurrently.

2.4.2. Revocations. Revocations are mandatory, take effect immediately, and remain in effect indefinitely until the licensee submits a petition of reinstatement. The period of

revocation begins on the date the USAREUR license is confiscated. For further information refer to USAFEI 31-202/AER 190-1, paragraphs 2-15 and 2-16.

- 2.4.2.1. The 52 FW/CC or designated representative will immediately revoke driving privileges when a serious incident involving a motor vehicle occurs and determines revocation is required to preserve public safety or the good order and discipline of military personnel.
- 2.4.2.2. Driving privileges will be revoked for a period of not less than one year for any of the following offenses:
  - 2.4.2.2.1. Refusal to take or complete any lawfully requested chemical test to determine blood alcohol content (BAC) or breath alcohol content (BrAC) for alcohol or other drugs.
  - 2.4.2.2.2. A conviction, non-judicial punishment, or a military or civilian administrative action for manslaughter/negligent homicide or driving while impaired by substance described in Article 112a of the UCMJ.
- 2.4.2.3. The 52 SFS/CC develops plans and procedures to forward revocation, suspension, and driving records to gaining commanders and to initiate appropriate staff action when receiving similar records from losing commanders of inbound personnel. Additionally, gaining commanders can request a members driving record at any time through SF Reports & Analysis.
- 2.4.2.4. When temporary suspensions are followed by revocations, compute the revocation period from the original suspension date.
- 2.4.3. Commanders and supervisors will inform subordinates in writing of actions taken to declare them ineligible for a USAREUR license or to suspend or revoke their driving privileges. This written notice will include, but not limited to, the following information:
  - 2.4.3.1. Nature and sequence of events and the actions taken.
  - 2.4.3.2. The period the suspension or revocation action will be in effect.
  - 2.4.3.3. What is required before a person may get a USAREUR [for example, attendance at an ADAPT Program, completion of licensing requirements in the Driver Improvement and Rehabilitation Course (DIRC)].
  - 2.4.3.4. Rebuttal, appeal, and reinstatement procedures.
  - 2.4.3.5. A summary of disposition instructions for the handling of the U.S. Forces certificate of license and license plates, if applicable.
- 2.4.4. AF commanders will use AE Form 190-1K, Report of Administrative Action, to notify the 52 SFS/S5R of action taken against a person licensed under this publication.
- 2.4.5. When a person subject to this publication has had his/her USAREUR license suspended or revoked, he/she will not drive any vehicle (including rental and Government non-tactical vehicles) in Europe.
- 2.4.6. USAREUR driving privileges will be immediately suspended pending resolution of incidents involving intoxication or drugs for personnel covered by this publication. Driving

records will be “flagged” at the 52 SFS/S5R until the offense is resolved by the offender’s immediate chain of command. For further information contact 52 SFS/S5R.

**2.5. Alcohol and Drug Abuse Programs.** After coordination with the 52 FW/SJA, a magistrate will direct drug and/or alcohol testing within 24 hours of suspected alcohol related motor vehicle/traffic incidents or misconduct, episodes of aberrant or bizarre behavior or where there is reasonable suspicion of drug use. If the member refuses to provide consent for testing, coordinate and perform a magistrate ordered search and seizure. NOTE: Active-duty members and some civilian personnel may be ordered; however, there are some civilians that do not fall under this authority. Prior to ordering a civilian, contact 52 FW/SJA or the 52 FSS Civilian Personnel Office (CPO).

2.5.1. Refer military personnel involved in any intoxicated (drug or alcohol) motor vehicle incident to ADAPT office for evaluation.

2.5.2. The Director of Base Medical Services will notify SF whenever competent medical authority has recommended an individual be medically disqualified from driving, or has been identified as a problem drinker or drug abuser to the extent which renders him/her incapable of safely operating a motor vehicle. The 52 FW/CC or designated representative may consider such individuals for suspension or revocation.

2.5.3. Individuals who have a record of three alcohol related driving offenses over any time period will be prohibited from receiving/renewing a USAREUR POV driver’s license.

## **2.6. Reciprocal Procedures.**

2.6.1. The 52 FW/CC will honor revocations issued by other DoD Installation Commanders regardless of service component affiliation. Revocations remain in effect during reassignment unless the issuing authority terminates the revocation before reassignment. The 52 FW/CC may honor suspensions as determined on a case-by-case basis. Anyone with suspended or revoked privileges may petition the 52 FW/CC or designated representative for restricted or reinstatement of driving privileges.

## **2.7. Administrative Due Process for Suspensions and Revocations.**

2.7.1. When considering suspending or revoking someone’s driving privileges, notify the person in writing and tell them what action will be taken and the reason. The 52 FW/SJA will review proposed revocations or suspensions of driving privileges for legal sufficiency.

2.7.2. The individual may request a hearing. Only in unusual circumstances should verbal notifications be made. Unless a request for a hearing is made within the prescribed period, suspension or revocation takes place on the prescribed date and time. The 52 FW/CC or designated representative determines the time period for staying a suspension or revocation action after receiving a request for a hearing. For offenses outlined above, the 52 FW/CC or designated representative will authorize an immediate preliminary suspension based on reliable evidence. Such evidence can include witness statements, a military or civilian police report, chemical test results, a refusal to complete chemical testing, video tapes, written statements, field sobriety test results, or other evidence.

2.7.3. Hearing procedures for suspensions or revocations: Within 10 calendar days from receipt of notice, individuals may submit a request for a hearing to vacate the action. The request must be made in writing through the individual’s commander for recommendation

of hearing approval/disapproval to 52 MSG/CC. Suspensions over 14 days and all revocations will remain in effect pending the outcome of the hearing. The 52 MSG/CC will evaluate each case to determine appropriate action. Only pertinent facts may be used to determine the appropriate action to be taken. An individual's character or service record will not be used to determine action. If the rebuttal is reviewed, 52 MSG/CC will notify 52 SFS/S5R in writing of the action taken in the hearing. 52 SFS/S5R will in turn notify the member and USAREUR Registry of Motor Vehicle (RMV) in writing.

2.7.3.1. For all DoD affiliated personnel, send a written notice of preliminary suspension for intoxicated driving to their commander or reasonable equivalent. For non-installation, non-DoD affiliated civilians, present the written notice of preliminary suspension for intoxicated driving either in person (preferred) or by certified mail. If the person is employed on the installation, send to their commander or reasonable equivalent.

2.7.3.2. Advise the individual of the following in the preliminary suspension notification for intoxicated driving:

2.7.3.2.1. If administrative, judicial, or non-judicial action is taken in conjunction with the charge, this suspension will automatically become a revocation.

2.7.3.2.2. The right to request reinstatement of driving privileges pending investigation or resolution of the incident. NOTE: Direct request letters to 52 MSG/CC.

2.7.3.2.3. The right of military personnel to present evidence and witnesses and be represented by a civilian counsel (at their own expense) or assigned military counsel. The Area Defense Council (ADC) determines the availability of specific (by name) military counsel requests.

2.7.3.2.4. The right of DoD civilian employees to have a personal representative present at the hearing IAW applicable laws and instructions.

2.7.3.2.5. Amount of time the individual has to respond and request the hearing before the preliminary suspension or revocation becomes permanent.

2.7.3.2.6. Requested hearings must take place within 14 days. A preliminary suspension for intoxicated driving remains in effect until the 52 FW/CC or designated representative makes a final decision.

2.7.4. Hearings for revocations involving intoxicated driving will cover only the pertinent issues of the following:

2.7.4.1. The law enforcement official had reasonable grounds to believe the person was driving or was in physical control of a motor vehicle while under the influence of alcohol or other drugs.

2.7.4.2. The person was lawfully cited or apprehended for an intoxicated driving offense.

2.7.4.3. The person was asked to submit to a test for alcohol or other drug content of blood, breath, or urine and was informed of the consequences for refusing to take or complete such a test.

- 2.7.4.4. The person refused to submit to the test for blood, breath, or urine; failed to complete the test; submitted to the test and the result exceeded the amount of allowed blood alcohol content; results indicate the presence of other drugs for an on-installation apprehension or in violation of state laws for an off-installation apprehension.
- 2.7.4.5. The testing methods used were valid and reliable, and the results accurately recorded the evaluated.
- 2.7.5. For revocation actions involving intoxicated driving, the revocation is mandatory on conviction or other findings that confirm the charge.
- 2.7.5.1. The revocation period will begin on the original date. The date of conviction or other findings that confirm the charge will be the effective date of the revocation.
- 2.7.5.2. Revocations cancel any partial or restricted driving privileges previously granted. Once revocation is acknowledged, a person may petition for the restoration of all or partial driving privileges.
- 2.8. Restoration of Driving Privileges on Acquittal.** When an official report or finding determines lack of guilt (not guilty) or when charges are dismissed or reduced to an offense not amounting to intoxicated driving, vacate the suspension of driving privileges except when:
- 2.8.1. The preliminary suspension was based on refusal to take any lawfully requested chemical test.
- 2.8.2. The individual was driving or in physical control of a motor vehicle while under another preliminary suspension or revocation.
- 2.8.3. The HN authorities made an administrative determination to suspend or revoke driving privileges based on local law or pertinent regulations.
- 2.8.4. The individual failed to complete a formally directed substance abuse or driver's training program.
- 2.9. Petitions for Reinstatement of Driving Privileges.**
- 2.9.1. Unless prohibited by higher authority, HN authority, or other publications, the 52 FW/CC or designated representative may reinstate driving privileges to those whose authority to drive was revoked by a military service authority. Ensure the individual's driving credentials (civilian state, international, HN, etc.) are still valid.
- 2.9.2. After completing the prescribed period of revocation and requirements for the offenses outlined in USAFEI 31-202/AER 190-1, the individual may apply for reinstatement of driving privileges. This request is initiated from the individual through the First Sergeant. This will be a written request from the individual to the 52 MSG/CC.
- 2.9.2.1. Personnel will complete DIRC and the Substance Abuse Seminar through the Substance Abuse Control Office if the revocation/suspension was drug or alcohol related. Individuals must also successfully complete the USAREUR written or computer based POV test prior to reinstatement of driving privileges if license was revoked.

2.9.2.2. All requests for reinstatements of driving privileges will be routed through individual's commander, Wing Safety Office, ADAPT Office, Vehicle Registration, Reports and Analysis, SFS Commander to MSG Commander.

## 2.10. Request for Restricted Driving Privileges.

2.10.1. As stated in [paragraph 2.9.1.](#); 52FW/CC or designated representative may also authorize restricted driving privileges. You may only request restricted driving privileges if you are serving a suspension. For revocations, refer to the above section 2.9. Requests to allow operation of a government vehicle during a period of suspension must be justified by the unit commander as mission essential. Request will follow the same routing as [paragraph 2.9.2.2.](#)

2.10.1.1. Without due cause, do not grant restricted driving privileges to any person whose civilian driver's license is under suspension or revocation by a state, federal, or HN licensing authority. Only consider requests in which there is extreme hardship and there are no other workable alternatives. Coordinate with 52 FW/SJA when specifying the exact hours and specific locations the person may operate their POV.

2.10.2. When an individual is authorized restricted driving privileges, the individual will keep a copy of the limitation letter with him/her or in the vehicle while operating it. This letter must be produced upon demand by proper authorities. Privileges must be specific, indicating type of limitation with authorized dates and times. If the suspension or revocation was the result of HN court action, close coordination is required with the 52 FW/SJA's office regarding any restricted driving privileges. The individual's chain of command will monitor adherence to the provisions of the restricted privilege and will contact SFS for any case of non-compliance.

## 2.11. Extension of Suspensions and Revocations.

2.11.1. Increase the suspension or revocation period by five years when someone is discovered driving in violation of their original suspension or revocation.

2.11.2. Extend the suspension or revocation of driving privileges until the offender completes the approved DIRC, drug or alcohol program, or other program deemed necessary by the 52 FW/CC or local authorities.

## 2.12. Reciprocal Host Nation-Military Action.

2.12.1. The 52 FW/CC should honor the reciprocal agreements with the HN driver licensing authorities. On receipt of written notice, the receiving party may suspend or revoke driving privileges as if the violations or incidents occurred within its own jurisdiction. Use the following procedures if statutory authority does not provide for formal military reciprocity:

2.12.1.1. When such authority suspends or revokes a license, automatically terminate the individual's installation GOV and POV driving privileges.

2.12.1.2. Provisions of the applicable Status of Forces Agreement (SOFA) and the law of the HN concerning reciprocal suspension and revocation can affect OCONUS Installation Commanders. When permitted at a particular overseas installation and to the extent an agreement concerning reciprocity exists, the 52 FW/CC must have prior

authorization to negotiate and conclude such an international agreement IAW applicable directives.

### 3. Privately Owned Vehicle Operation Requirements

3.1. **General.** The 52 FW/CC is responsible for ensuring all vehicles entering their installation are controlled. The 52 FW/CC may extend or deny the privilege of operating a motor vehicle on the installation to anyone they deem appropriate. With respect to licensing and vehicle registration requirements, units in the Republic of Germany will comply with USAFEI 31-202/AER 190-1. Apply the requirements of this supplement to all other aspects of motor vehicle supervision, enforceable traffic violations, suspensions, revocations, point assessment, etc.

3.2. **Motorcycles, Motor Scooters, Mopeds and Motorized Equipment.** Refer to DAFI 91-207, The US Air Force Traffic Safety Program, for safety course requirements to operate motorcycles, motor scooters, and mopeds on AF installations. Operators must comply with special requirements when driving motorcycles, mopeds, or other open two-, three-, and four-wheel vehicles powered by a motorcycle-type engine to include appropriate clothing/safety requirements outlined in DAFI 91-207. Personnel operating motorized equipment, including riding lawn mowers, must follow all driving requirements outlined in this instruction and will follow all posted traffic signs. Approved head protection, eye protection, foot and ankle protection, full fingered gloves or mittens, long trousers, long sleeved shirt or jacket will be worn by operators and passengers, while in uniform or civilian clothes, when in operation. Riders are encouraged to select PPE that incorporates fluorescent colors and retro-reflective material. NOTE: A rearview mirror will be attached to each side of the handlebars.

#### 3.3. All-Terrain Vehicles (ATV) above 50 cubic centimeters.

3.3.1. ATVs not for POV use or “street legal” ATVs will be registered and inspected as outlined in USAFEI 31-202/AER 190-1. Additionally, all ATV drivers will follow all driving requirements outlined in this instruction and will follow all posted traffic signs.

3.3.2. Government Low-Speed Vehicles (LSV). Routine use of these vehicles will be restricted to low-speed areas of the installation with speed limits not exceeding 35 miles per hour (MPH). LSVs may cross roadways with higher posted speed limits.

3.3.3. Government Motorcycles and ATVs along with Government Off-Road Vehicles. Mandatory safety equipment and training and addressed in DAFI 91-207, The United States Air Force Traffic Safety Program.

3.3.4. Miniature bikes, motorized scooters, micro-bikes and similar motorized recreational vehicles will not be operated on the roadways of Spangdahlem AB to include base housing.

3.4. **Rental Vehicles.** Rental vehicles will be treated as government vehicles when being used for official business by military or DoD personnel. For base entry, driver identification will be checked and if all is in order, the vehicle may proceed in the same manner as a marked government vehicle. The rental agreement must remain with the vehicle during operation at all times.

3.5. **Handicapped Person Identification.** Honor local and HN-issued handicap decals, placards, signs, etc. on all Air Force installations. The 52 FW/CC may authorize issue of a

locally devised card or form, which should contain an issue and expiration date. Issue and display per local procedure.

3.5.1. 52 SFS/S5B is the focal point for issuing and maintaining a log of personnel who have been granted authority to display a handicap decal, placard or sign.

### **3.6. Implied Consent to Vehicle Impoundment.**

3.6.1. As a condition to accepting installation driving privileges, drivers give their consent for the removal and temporary impoundment of their POV. Refer to **Chapter 7** for impoundment conditions.

## **4. Traffic Planning and Codes**

### **4.1. Traffic Planning.**

4.1.1. Safe and efficient movement of traffic on an installation requires traffic supervision. A strong traffic supervision program includes sound traffic circulation planning, supervision, and control of motor vehicle traffic. Proactive publication and enforcement of traffic laws and regulations together with timely and professional investigation of motor vehicle accidents are also important. Finally, every successful program must include meaningful interaction, education, and communication with the general public.

4.1.2. The 52 FW/CC will develop traffic circulation plans that provide for the safest and most efficient use of primary and secondary roads. A major focus of installation traffic planning is circulation control. The base traffic engineer, 52 SFS/CC, safety officer, and other concerned staff agencies develop the traffic circulation plan. Consult with highway engineering representatives from adjacent civilian communities to ensure the installation plan is compatible with plans developed by the state and surrounding local communities. As a minimum, the base traffic plan should consider the following:

4.1.2.1. Normal and peak road routing based on traffic control studies.

4.1.2.2. Effective control of traffic, using planned traffic flow patterns which include measures for special events and adverse road conditions.

4.1.2.3. Point control at congested location by law enforcement personnel or designated traffic directors or wardens, including trained school-crossing guards.

4.1.2.4. Use of traffic control signs and devices.

4.1.2.5. Efficient use of available parking facilities.

4.1.2.6. Efficient use of mass transportation.

4.1.3. Traffic control studies provide factual data on existing roads, traffic density and flow patterns, and points of congestion. The 52 SFS/CC and traffic engineer usually conduct coordinated traffic control studies to obtain the data. Accurate data helps determine major and minor routes, locations for traffic control devices, and special conditions requiring engineering or enforcement services.

4.1.4. The Surface Deployment and Distribution Command Transportation Engineering Agency (SDDCTEA) will help the 52 FW/CC solve complex highway traffic engineering problems. SDDCTEA traffic engineering team services include:

- 4.1.4.1. Traffic studies of lifted areas and other special situations.
- 4.1.4.2. Complete studies of traffic operations of entire installations.
- 4.1.4.3. Assistance in complying with established traffic engineering standards.
- 4.1.5. The 52 FW/CC submits requests for SDDCTEA assistance IAW Highways for National Defense.

#### **4.2. Installation Traffic Codes.**

4.2.1. Commanders in overseas areas establish a traffic code to the extent military authority is empowered to regulate traffic under applicable treaties or agreements. Installation traffic codes must contain the base rules of the road and will, to the degree possible, conform to the code of the state or HN in which the installation is located. The 52 SFS/CC is responsible for developing the traffic code and for ensuring it meets all local and legal requirements and the standards published in the following:

- 4.2.1.1. DoDD 5525.4, *Enforcement of State Laws on DoD Installations*.
- 4.2.1.2. DAFI 31-218, *Motor Vehicle Traffic Supervision*.
- 4.2.1.3. USAFEI 31-202/AER 190-1.
- 4.2.1.4. German Traffic Regulations (Straßenverkehrsordnung—StVO).

#### **4.3. Vehicle Operational Requirements.**

##### **4.3.1. Restraint systems.**

4.3.1.1. Operators and passengers of all vehicles operated on Air Force installations must wear restraint systems. In addition, operators and passengers of GOVs must wear restraint systems when driving or riding off the installation as well.

4.3.1.2. All Air Force active duty and reserve component members on active duty must wear restraint systems while driving or riding in a POV whether on or off the installation.

4.3.1.3. Refer to USAFEI 31-202/AER190-1 for child seat specifics.

4.3.1.4. Cars manufactured after model year 1966 require a manufacturer-approved restraint system meeting federal traffic safety standards.

4.3.1.5. Operators using vehicles equipped with air bags must still wear the manufacturer's primary restraint system (seat belts).

4.3.1.6. Proper use of a seat belt is defined as going across the occupants shoulder, not under the arm. Individuals who operate a vehicle while the seat is leaned too far back to prohibit the chest strap from resting on the occupants shoulder will be classified as improper use of a restraint system and may be cited. All personnel within a vehicle will wear seat belts, regardless of if they are on- or off-base, or in a POV or GOV. Infant/child restraint devices will be required in POVs for children 4 years old or under and not exceeding 45 lbs.

4.3.1.6.1. Air Force Office of Special Investigation (AFOSI) on-duty agents and augmentees to the AFOSI, not driving, but performing protective services operations are exempt and will use seat belts at their discretion.

- 4.3.1.7. The operator of any vehicle is responsible for informing all passengers of applicable seat belt, child safety and PPE requirements IAW this instruction. It is the senior occupant's responsibility to ensure enforcement of occupant restraints; all persons are to be properly secured prior to placing the vehicle in motion. If the senior occupant cannot be determined, the driver shall be responsible for enforcement.
- 4.3.2. Headphones and earphones.
- 4.3.2.1. The use of headphones, earphones hinders or prevents recognition of emergency signals, alarms, announcements, approach of vehicles, human speech and the ability to determine the direction from which sounds are coming. Thus, the wear of headphones and earphones is prohibited while driving a motor vehicle on-base. This does not negate wearing of hearing protection when conditions and good judgment dictate its use such as when driving in noise hazard areas. This restriction does not apply to intercom systems worn by motorcycle operators and their passengers.
- 4.3.2.1.1. Personnel walking, jogging or running on roadways are prohibited from wearing any listening devices as this impairs recognition of emergency signals, alarms, announcements, approaching vehicles, human speech, and outside noise in general.
- 4.3.2.2. Off-road vehicle usage: There is no authorized location for POVs or GOVs to be operated off-road in a recreational capacity on SAB. In an official capacity, GOVs may be operated off paved surfaces to meet mission needs.
- 4.3.3. Emergency equipment: Sirens or lights commonly identified for emergency vehicles will not be mounted on POVs without written approval of the 52 SFS/CC. Activation of emergency equipment without a valid reason is prohibited.
- 4.3.4. Individuals will be cited for improper vehicle equipment that contributes to a vehicle accident. Improper vehicle equipment includes broken lights/mirrors, improper tires for the weather conditions (i.e., winter tires), etc. Other identified concerns, such as children in the wrong seat, pets, fogged or iced windows will be corrected on the spot.
- 4.3.5. USAREUR registered vehicles are required to have "adequate tires" for winter driving, proper tires will be installed by 15 Nov and remain on until 1 Mar. At all times vehicles must be operated with adequate tires for the road conditions.
- 4.3.6. All-season tires with applicable symbols purchased prior to 31 December 2017 may be used until 30 September 2024. From 1 January 2018 on, only tires with the "Alpine" symbol are required. The "Alpine" symbol is a pictogram of a mountain with three peaks and a snowflake. In contrast, winter tires need to be removed in the summer.
- 4.3.7. School bus stops: At no time will traffic in either lane pass a stopped school bus that is picking up or discharging passengers' on-base. Off-base, personnel are allowed to pass school buses at walking speed.
- 4.3.8. Speed Limits: The speed limit on-base is 50 kph (31 MPH) unless otherwise posted. Motor vehicles will comply with the following speed limits unless traffic or road conditions warrant slower speeds:
- 4.3.8.1. Perimeter Road: 70 kph (43 MPH) (unless otherwise posted).

- 4.3.8.2. All parking lots: 16 kph (10 MPH) (unless otherwise posted).
- 4.3.8.3. School Zones/Housing: 30 kph (18 MPH) when school is in session, otherwise 50 kph. Drivers speeding 10 kph or more over the 30 kph speed limit in School Zones/Housing will be suspended.
- 4.3.8.4. Traffic Circles: 20 kph (12 MPH).
- 4.3.9. Window tinting manufactured within the glass by the manufacturer of the vehicle is authorized. After-market clear or tinted film is prohibited on the windshield, front driver's side, and front passenger side window, but is authorized on the rear windows, but it must be purchased from authorized German manufacturer. Vehicles found with after-market tinting not from German manufacturer will not be allowed to register their vehicles. Personnel who do not have proper documentation proving that the tint was factory installed will be required to remove it with seven days of receiving the citation. NOTE: In order to prove your vehicle's tint was manufactured with the vehicle you must have documentation from the original dealer.
- 4.3.10. Vehicle operators are prohibited from leaving a running vehicle for any reason. Vehicles with the engine running and idling must be occupied with the intent to immediately start driving when permitted.
- 4.3.11. All personnel who ride bicycles, skateboards, roller blades etc. on SAB must wear an approved (i.e., American Standard Institute, Snell Memorial Institute, or HN certified) helmet. The chin strap must be properly fastened under the chin while wearing the helmet. All bicyclists subject to this instruction must wear a bicycle helmet when riding bicycles off the installation. Bicyclists are required to obey all traffic signs and signals while operating on a road way. In addition, during the hours of darkness riders will wear retro-reflective vest/jacket or outer garment containing retro-reflective material. Refer to DAFI 91-207 for further information.
- 4.3.12. Lending and Borrowing POVs:
- 4.3.12.1. If POV owners permit other drivers authorized in USAFEI 31-202/AER 190-1, paragraph 4-10 to operate their POV, the drivers must carry the appropriate registration certification for that POV.
- 4.3.12.2. If the POV will be operated outside Germany, the owner must provide the driver written permission and the international insurance (green) card in addition to the POV registration.
- 4.3.13. Noise: Excessively loud mufflers and sound systems constitute a safety hazard as they prevent operators from hearing emergency sirens and vehicle horns; therefore, no vehicle will operate with an excessively loud muffler or sound system. Motorcycles will have baffles in the exhaust pipes. Car stereos will not be played excessively loud. Excessively loud is considered able to be heard or felt within 50 feet outside of the vehicle. Any profane, gross, lewd or derogatory music heard from a vehicle, no matter the distance and will also be enforced as noise pollution.

#### **4.4. Traffic Law Enforcement Principles.**

4.4.1. Traffic law enforcement should motivate drivers to operate vehicles safely within traffic laws and regulations and maintain an effective and efficient flow of traffic. Effective enforcement should emphasize selective enforcement and voluntary compliance by drivers.

4.4.2. Ensure enforcement personnel establish courteous, personal contact with drivers, and act promptly when driving behavior is improper or when observing a defective vehicle in operation.

4.4.3. Maintain an aggressive program to detect and apprehend those who drive with suspended or revoked privileges.

4.4.4. Use sound discretion to detect and apprehend those who drive with suspended or revoked privileges.

4.4.5. Enforcement activities against intoxicated driving will include:

4.4.5.1. Detecting, apprehending, and testing persons suspected of driving under the influence of alcohol or drugs.

4.4.5.2. Training law enforcement personnel in special enforcement standards, detection techniques, and equipment standards unique to the specific location and jurisdiction.

4.4.5.3. Enforcing blood-alcohol concentration standards.

4.4.5.4. Denying installation driving privileges to those whose use of alcohol or drugs prevents their safe operation of a motor vehicle.

4.5. **Speed Measuring Devices.** Use speed measuring devices in traffic control studies and enforcement programs. 52 SFS is authorized to conduct speed and traffic enforcement on public roadways IAW treaty agreements. 52 SFS may conduct speed and traffic enforcement to ensure good order, discipline, and safety in all areas under control of the 52 FW. 52 SFS patrols may be used for directed patrols as determined by the 52 SFS/CC and coordinated through local police authorities as appropriate.

#### 4.6. **Traffic Accident Investigation.**

4.6.1. Conduct detailed investigations of all major vehicle accidents:

4.6.1.1. All accidents involving a fatality or personal injury.

4.6.1.2. Vehicle and private property damage over \$10,000. This applies to government and private vehicles.

4.6.2. Conduct investigations of off-installation accidents involving personnel subject to this instruction according to local policy developed by the 52 SFS/CC and local police leaders.

4.6.3. Investigations conducted by SFS and/or AFOSI of any traffic accident will take precedence over any other types of investigations relating to the accident. This precludes the loss of any potential evidence that may later have to be introduced in any criminal/judicial proceedings. (Example: Any safety related investigation and/or any other investigation that may hamper accident investigation practices by SF and/or AFOSI.)  
NOTE: This does not apply to off-base investigations where HN personnel take lead.

#### 4.7. Traffic Accident Investigation Reports.

4.7.1. Anyone involved in an on-base vehicle accident must immediately report the incident to 52 SFS, regardless of the degree of damage. After a traffic accident, every person involved must:

4.7.1.1. Stop immediately.

4.7.1.2. Assist injured persons.

4.7.1.3. Take steps to provide for traffic safety, and in case of minor damage, remove his/her vehicle to the side of the road without delay.

4.7.1.4. Ascertain the extent of damage.

4.7.1.5. With respect to others involved and injured in the accident and present at the scene:

4.7.1.5.1. Indicate that he/she is involved in the accident.

4.7.1.5.2. Upon request give his/her name and address, show his/her driver's license and vehicle registration certificate and furnish information about his/her liability insurance to the best of his/her knowledge.

4.7.1.6. Remain at the scene of the accident as prescribed below:

4.7.1.6.1. Until those persons involved or injured have had the opportunity by his/her presence to determine his/her identity, his/her vehicle, and the nature of his/her involvement.

4.7.1.6.2. For a period of time, which is reasonable under the circumstances, and leave behind at the scene his/her name and address if no one is available to make the above factual determinations.

4.7.1.7. Make possible subsequent determinations of information without delay in case he/she is justified or excused to leave the scene or leaves after the waiting time has expired. In this case he/she must at least inform one of the entitled persons, or the BDOC, that he/she was involved in the accident, give his/her address, residence and his/her license plate number and the location of his/her vehicle and keep it available for immediate determination for a reasonable period of time.

4.7.2. A person involved in an accident is anyone whose conduct may under the circumstances, have contributed to the accident.

4.7.3. Evidence of the accident may not be removed until the necessary factual determination has been made.

4.7.4. Vehicle operators who are involved in traffic accidents off-base must remain at the scene and immediately report the accident to German Polizei. In addition, report off-base minor traffic accidents to 52 SFS within 72 hours.

4.7.4.1. If the accident is not reported to the 52 SFS within 72 hours, the vehicle operator will be issued a citation for Failure to Report Accident. For accidents occurring while the vehicle operator is on leave or a considerable distance from the installation (i.e., on leave in Southern Germany, Austria, etc.), the operator should

- report the accident to the nearest police/U.S. military law enforcement agency and report the accident immediately after returning to the Spangdahlem area. The commander of a military member involved in a major vehicle accident that is found at fault will be required to ensure the member attends the DIRC.
- 4.7.4.2. Off-base traffic accidents will be investigated by German Polizei. The on-scene 52 SFS will act as the focal point for information or assistance. Only when granted permission from German Polizei, will on-scene SF conduct a traffic accident investigation off-base. A Spangdahlem Form 8, Minor Vehicle Accident Worksheet, will be completed to provide the officer with the information needed for a clear and concise blotter entry.
- 4.7.4.3. If an off-base traffic accident involves a fatality, injuries, over \$10,000 in damage or disabling damage, an AF Form 1315, Accident Report, will be accomplished in addition to the investigation accomplished by the German Polizei.
- 4.7.5. SF respond to all on-base major vehicle accidents to accomplish the following:
- 4.7.5.1. Render first aid and arrange for medical assistance.
  - 4.7.5.2. Protect personal property.
  - 4.7.5.3. Normalize traffic.
  - 4.7.5.4. Identify witnesses and personnel involved.
  - 4.7.5.5. Conduct a formal investigation.
  - 4.7.5.6. The 52 SFS/CC determines (with 52 FW/CC approval) when and/or if minor vehicle accidents require investigation or a police response. NOTE: The 52 SFS/CC has delegated this authority to on-duty Flight Chief.
- 4.7.6. Minor accident will be classified as an accident which does not meet the following criteria: NOTE: Broken headlights or taillights during the hours of darkness does not constitute disabling damage, nor does a flat or blown tire without a spare.
- 4.7.6.1. Injury is defined as any one of the following caused or aggravated by a motor vehicle accident:
    - 4.7.6.1.1. Any condition requiring medical attention.
    - 4.7.6.1.2. Complaint or report of pain or injury regardless of if medical attention is sought.
    - 4.7.6.1.3. Disabling damage where the vehicle is inoperative or unsafe to operate, property damage in excess of \$10,000.
- 4.7.7. Administration of chemical tests may be delayed following a POV accident or offense. When administered, the results of the test will be considered valid under this publication despite the delay. For example, if someone drinks an alcoholic beverage after an incident but before administration of a chemical test, the results of the test will be used for purposes of suspension or revocation.

4.7.8. USAREUR licensed personnel who leave the scene of an accident are prohibited from consuming any alcoholic beverages for a period of 6 hours after the accident occurs IAW German Law.

4.7.9. A detailed blotter entry will be required for all vehicle accidents. This information should include the accident type, time and date, location, name(s) of vehicle operator(s), unit (or address when civilian not affiliated with military), vehicle description and license number(s)/plate. Also, include a brief summary of any damage and circumstances behind or causing the accident, as well as any citations issued.

**4.8. Use of Traffic Accident Investigation Report Data.** Unit commanders will designate in writing, personnel authorized to review, retrieve, and sign for reports of command action referencing only those persons assigned to their respective units. Those authorized may review AFJIS Reports, the AF IMT 1168s, AF Form 1315s and the driver's records in AFJIS. These letters must be updated accordingly and maintained on file in 52 SFS/S5R. A 10-day suspense is normally used when processing all reports. NOTE: If personnel who are not appointed in writing by their respective unit commander are seeking a copy of a report, they will be denied. In cases where those personnel previously identified are not present (i.e., TDY, deployed, leave, etc.), the unit commander or group commander must request this information in person. Personnel acting as the unit commander or First Sergeant for short periods of time are not authorized to retrieve these reports unless they have been designated the responsibility in writing.

4.8.1. 52 SFS/S5R will analyze data derived from traffic accident investigations to determine accident causes in coordination with 52 FW/SE. When frequent accidents occur in one area, analyze location conditions, type of accidents, and other factors in an attempt to isolate causes. With the exception of privacy act information, make accident data and trend analysis available to agencies requesting the data for reporting and analytical purposes. With the exception of requests filed under the Freedom of Information Act (FOIA), the 52 SFS/CC determines the agencies cleared to receive accident and incident data.

4.8.2. Law Enforcement personnel and others who prepare traffic accident investigation reports will indicate if a seat restraint was used at the time of the accident, and where applicable, if air bags deployed.

**4.9. Parking.** Illegal parking contributes to congestion and slows traffic flow on the installation. Strong enforcement of parking rules results in better use of available parking while reducing traffic accidents and hazards. Combine enforcement with community education and awareness initiatives in areas where illegal parking is a problem. When education and awareness fail, the 52 FW/CC may authorize more serious enforcement measures such as towing and "booting" of vehicles. Do not use towing and booting if less severe means of enforcement such as warnings, ticketing, reprimands, revocations, etc., prove effective. Parking is authorized only in areas clearly laid out or marked off on paved areas by paint, barriers, cones, signs, and/or at the direction of SF personnel. In addition, personnel will not park in a manner not consistent with this publication solely for the purpose of convenience.

4.9.1. Prohibited parking areas. The following areas are identified as prohibited parking areas:

- 4.9.1.1. Within 15 feet of fire hydrants, intersections or pedestrian crosswalks.
- 4.9.1.2. Within 45 feet of bus stops.
- 4.9.1.3. Within designated fire lanes.
- 4.9.1.4. More than 18 inches from a curb or roadway edge where curbing does not exist.
- 4.9.1.5. When blocking access to sidewalks, driveways, intersections, roadways, or parking lanes, includes parking on sidewalks.
- 4.9.1.6. Double parking.
- 4.9.1.7. In a reserved parking space designated for the use of another person. NOTE: Reserved POV parking spaces for specific people or activities may be used as designated by the 52 FW/CC. Parking by permit number rather than name, grade, or position is strongly recommended for security reasons.
- 4.9.1.8. When blocking trash receptacles.
- 4.9.1.9. Parking on the grass on the installation. This includes parking on the grass for wing functions when done solely for the purpose of convenience. Wing functions are coordinated well in advance that ample parking is always provided. EXCEPTION: Only if specifically approved in writing by the 52 FW/CC for major community events (i.e., July 4th fireworks display).
- 4.9.1.10. In officially designated loading zones during the operating hours of the facility.
- 4.9.1.11. In excess of 24 hours in commercial parking lots (i.e., Army/Air Force Exchange Services (AAFES), Post Office, Bowling Alley, Commissary, Auto Hobby Shop complex, etc.).
- 4.9.1.12. In front of and behind road intersections and junctions at a distance of 15 feet or less from the intersection of the edges of the roadways.
- 4.9.1.13. If it prevents the use of marked parking areas.
- 4.9.1.14. In front of entrances to and exits from real property, on narrow roadways also opposite them.
- 4.9.1.15. In front of lowered curbs.
- 4.9.1.16. Parking against the flow of traffic (i.e., one-way streets or parking lots, etc.). This includes pulling through in angled parking lots placing the front end of the vehicle against the flow of traffic.
- 4.9.1.17. Parallel parking on any curbs of the installation. EXCEPTION: Housing areas where parking does not interfere with the flow of traffic and in areas where parking spaces are not available.
- 4.9.1.18. Parking in any area not specifically designated by parking lines. This includes motorcycles parking in areas of parking lots that are not designated as an official parking slot but that has enough room for the motorcycle to park.

- 4.9.1.19. Parking within 10 feet (3 meters) of any roadway for all contractors and/or construction vehicles and heavy equipment.
- 4.9.2. Whoever reaches a parking space first has priority; such priority continues to exist when the authorized person is driving past the parking space to back up, or if he/she is making additional driving movements to turn into the parking space.
- 4.9.3. Parking should be done in a way that parking space is conserved; this also applies in general to vehicles which stop.
- 4.9.4. Stopping is not permitted in the following circumstances:
- 4.9.4.1. At places where the road narrows and the view is obstructed.
  - 4.9.4.2. In sharp curves.
  - 4.9.4.3. On lanes merging into traffic and lanes filing out of traffic.
  - 4.9.4.4. In front of and on officially marked fire department driveways.
  - 4.9.4.5. In areas not directly meant for the purpose of loading and unloading (i.e., parking in front of BX or Commissary for the purpose of loading or unloading items).
  - 4.9.4.6. Leaving the vehicle or stopping for more than three minutes is considered parking.
- 4.9.5. Emergency Vehicles: GOVs operated by members of 52 SFS, 52 CES, 52 MDG and aircrews which are used for emergency responses. Emergency vehicles have the right of way when using emergency equipment (lights/sirens). For the purpose of this instruction, the term "Emergency Vehicle" applies only when these vehicles are responding to an emergency or exercise with appropriate emergency devices in use.
- 4.9.6. For Sale Lot: The 20 parking spaces identified in yellow paint, located between dormitories 225-226. This lot is controlled by 52 FSS Outdoor Recreation. Personnel other than those properly registered through 52 FSS to utilize these parking spaces are prohibited from parking at any point.
- 4.9.6.1. The only authorized personnel who may register their vehicles for sale are DoD ID Card Holders. NOTE: HN personnel are not authorized to register their vehicles on-base for sale.
  - 4.9.6.2. Personnel must display the "Spangdahlem Outdoor Recreation Vehicle Resale Lot" paperwork in their windshield when their vehicle is parked in the For Sale Lot. The placement of the paperwork must be done in such a fashion that it may be easily read from outside of the vehicle.
  - 4.9.6.3. Failure to display the proper paperwork or to have the vehicle registered appropriately may result in towing at the owner's expense as dictated by FSS personnel.
  - 4.9.6.4. The only personnel who are authorized to openly advertise their vehicle for sale on-base is the owner of the vehicle. Personnel will not sell a vehicle for any non-DoD ID card personnel (i.e., car dealer, HN neighbor, etc.).
- 4.9.7. TDY/Long-Term/Short-Term Parking Lot: The long-term parking lot is located behind the Wing Pavilion next to the bowling center. The short-term parking lot is located

in the upper parking lot between Bldg. 103 and 217 and should primarily be used for short-term parking.

4.9.7.1. Personnel may park their vehicles at the Long-Term Parking Lot if they meet the following conditions:

4.9.7.1.1. The owner or authorized agent obtains approval and registers the vehicle with 52 SFS/S5R. Agent must have a valid Power of Attorney from the owner authorizing the vehicle to be placed in the long-term parking lot.

4.9.7.1.2. The owner/agent must: be TDY, on extended leave, or on emergency leave and show leave paperwork or orders to confirm.

4.9.7.1.3. The owner/agent will display approval paperwork from 52 SFS/S5R in the interior of the vehicle which is clearly visible from the exterior of the vehicle.

4.9.7.1.4. IAW signed user agreement through 52 SFS/S5R, the vehicle must be removed from the Long-Term Parking Lot by the date listed or it will be marked as abandoned.

4.9.7.2. NOT USED

4.9.7.3. The parking lots in front of and behind the 52 FSS Auto Hobby Shop, Bldg. 189, are not long term or non-op vehicle parking. Parking is permitted there when conducting business with the Auto Hobby Shop or Arts & Crafts businesses.

4.9.7.3.1. Personnel authorized to use the Auto Hobby Shop repair services may park their registered and/or non-op vehicles at Bldg. 189 when they have an appointment at that facility for repair. The vehicle may be parked no more than one business day before the scheduled appointment and must be removed when the repair services are completed. If the Auto Hobby Shop determines they need additional parts or additional time to complete repairs, they will issue a parking permit IAW DAFI 34-101, Air Force Morale, Welfare and Recreation (MWR) Programs and Use Eligibility, authorizing extended parking at no additional cost. The parking permit will be displayed on the dash of the vehicle at all times while parked.

4.9.7.3.2. Personnel authorized to use the Auto Hobby Shop Self-Help services may park their registered and/or non-op vehicle for more than one working day at Bldg. 189 only if they are paying daily or monthly parking fees while repairing their own vehicle. The Auto Hobby Shop Self-Help Customer Service will issue a parking permit IAW DAFI 34-101, during Self-Help repairs and customer shall pre-pay the charged fees times the number of expected parking days. If additional parking is required, prior to the parking permit expiration, prepayment shall be made to extend the parking permit. The parking permit will be displayed on the dash of the vehicle at all times while parked.

4.9.8. Off-base parking of non-operational vehicles may be done provided it meets one of the following:

4.9.8.1. The non-operational vehicle is stored on private property, the owner of that property has given consent and the vehicle is screened from public view.

- 4.9.8.2. The non-operational vehicle is stored at a local garage or warehouse when the owner of that property has given consent.
- 4.9.9. Reserved Parking within fenced, controlled, and restricted areas: Areas not accessible to the general public and under the exclusive control of specific units, are controlled by the owning unit. Conflicts and abuses will be resolved by 52 MSG/CC.
- 4.9.10. Reserved Parking Spaces.
- 4.9.10.1. Reserved parking spaces will be issued to only those personnel listed specifically by SABI 32-1005, *Spangdahlem Air Base Sign Plan*.
- 4.9.10.2. Any deviation from the above paragraph must be approved and coordinated through the Traffic Safety Coordination Group which meets quarterly, at a minimum semi-annually.
- 4.9.10.3. Personnel are not authorized to display any reserved parking spaces at any facilities or parking lots without the written consent of the Traffic Safety Coordination Group.
- 4.9.10.4. Reserved parking spaces will only be utilized for the person(s) that they are intended for (i.e., handicap spaces for those personnel/vehicles displaying proper signage, customer service parking spaces for customers presently at those facilities). During non-duty hours, personnel are prohibited from parking in these areas for any amount of time.
- 4.9.11. Non-operational vehicles: Members assigned to dormitory residency may, with written approval from unit's First Sergeant or Commander, park non-operational vehicles in designated dormitory parking lots for up to 30 calendar days. Written approval must be displayed in front windshield of vehicle at all times. Approval must include start and termination dates, and may only be issued once. Non-operational vehicles parked must have reasonable upkeep performed as to not present public concern or nuisance (e.g., no smashed windows, multiple flat tires, excessive body damage).
- 4.9.11.1. When an individual's POV driving privilege is suspended for more than 90 calendar days or revoked, the POV must be registered as non-operational. The non-operational registration will be valid for the period of suspension or revocation, but will not exceed 1 year.
- 4.10. Traffic Violation Reports.**
- 4.10.1. Reports to the USAREUR Registrar. Any authority who suspends, revokes, or declares a person ineligible for a USAREUR license, will immediately report the action to 52 SFS/S5R or 52 FW/JA. 52 SFS/S5R will review the action for propriety and send the completed action to the USAREUR Department of Motor Vehicles. When a temporary suspension is based on physical or mental disability, the physician's statement will accompany the report. For revocations, the individual's USAREUR license must accompany the report.
- 4.10.2. Citation Rebuttal: When issuing a citation, the patrolman will write, stamp or place on the back of the pink copy or email the violator with the following instructions:

- 4.10.2.1. If you wish to rebut this citation report to 52 SFS/S5R, Bldg. 127 Room 215, within five duty days. If you do not notify 52 SFS/S5R of rebuttal request, it is assumed you do not wish to rebut this citation. Please notify your Commander or First Sergeant within 24 hours or next duty day.
- 4.10.3. Citations issued to personnel for a defective vehicle or fixable offenses will be labeled as a “fix-it ticket.” These citations are not required to be forwarded to the respective commander for action or review if the offense is corrected within 72 hours and the offender reports to 52 SFS/S5R with proof that the violation was corrected. Additionally, if the violation is corrected within the 72 hours, 52 SFS/S5R will not assess points on the member’s driving record.
- 4.10.3.1. If a fix-it ticket is issued and the owner is awaiting parts (adequate documentation provided) a provisional extension will be granted by 52 SFS/S5R.
- 4.10.3.2. If the citation issued is a fix-it ticket; the patrolman will annotate the words “FIX-IT TICKET” at the top of the citation. The patrolman will also brief the violator of the provisions of the fix-it ticket.
- 4.10.4. Distribute the citation as follows:
- 4.10.4.1. Provide a copy to the violator with normal reporting and rebuttal instructions.
- 4.10.4.2. The additional copies will be forwarded 52 SFS/S5R. 52 SFS/S5R will send an e-mail notification to the commander (or equivalent) of the offender’s sponsor, for administrative action within the unit/organization.
- 4.10.4.3. The commander will take disciplinary or administrative action, in appropriate cases, annotate the action on the citation and return to 52 SFS/S5R.
- 4.10.4.4. The 52 FW/CC delegates the 52 SFS/CC as the person authorized to void all citations, and delegates the 52 MSG/CC as the final authority when appealed, for final resolution.
- 4.10.4.5. If the individual wishes to rebut their citation, they may submit a rebuttal package. The individual will have 5 duty days from receiving the citation to submit their rebuttal package with their commander’s endorsement. 52 SFS/S5R will forward the rebuttal letter and their recommendation to the 52 SFS/CC. The 52 SFS/CC reviews the appeal of the individual and an inquiry is conducted on patrolman actions/justification.
- 4.11. **Standards and Procedures for Processing Intoxicated Drivers.** As a minimum, the 52 SFS/CC will train installation SF personnel to do the following:
- 4.11.1. Recognize signs of alcohol and other drug impairment in persons operating motor vehicles.
- 4.11.2. Prepare DD Form 1920, *Alcohol Incident Report*.
- 4.11.3. Perform standard field sobriety tests. The standardized Air Force field sobriety tests consist of the one leg stand, the walk and turn, and the horizontal gaze nystagmus. Refer to SFOI 31-118, *Security Forces Standards and Procedures* for procedures. SF personnel will establish a reason for stop, but will only conduct field sobriety tests if

reasonable grounds can be established in order to establish probable cause for the application of a lawfully requested chemical test.

4.11.4. Determine to a reasonable and practical degree when a person appears intoxicated, but is actually physically or mentally ill and requires prompt medical attention.

4.11.5. Understand the operation of breath-testing devices.

4.11.6. Only use approved National Highway Traffic Safety Administration (NHTSA) approved testing devices. Ensure only trained personnel administer tests as specified in this instruction.

#### **4.12. Blood Alcohol Concentration Standards.**

4.12.1. Uniformly apply administrative suspension/revocation of driving privileges and other enforcement measures to offenders driving under the influence of alcohol or drugs. When a person is tested evaluate the results of the test as follows:

4.12.1.1. If any percentage of the alcohol in the person's blood and is involved in a vehicle accident; the individual's driving license will be suspended for 30 days.

4.12.1.2. If operating a motor vehicle with a BAC of 0.05 percent but a blood-alcohol level by volume of whole blood of less than 0.08 percent, the individual's driving license will be suspended for 90 days.

4.12.1.3. If operating a motor vehicle with a BAC of 0.08 percent or higher. Revoke driving privileges.

4.12.1.4. If tests reflect the presence of illegal drugs, the person is considered to have been driving under the influence of intoxicants. Revoke driving privileges.

#### **4.13. Chemical Testing Policies and Procedures.**

4.13.1. Results of chemical testing are valid under this instruction only under the following circumstances:

4.13.1.1. Testing of blood, breath, urine, or other bodily substances using generally accepted scientific and medical methods and standards.

4.13.1.2. Qualified personnel administer breath tests.

4.13.1.3. Use of a non-portable breath-testing device approved by the HN.

4.13.2. Use non-portable evidentiary breath-testing devices as follows:

4.13.2.1. Observe the suspected person for at least 20 minutes before collecting the breath specimen. During this time, the person must not drink, eat, smoke, chew tobacco, or ingest any substance.

4.13.2.2. Verify calibration and proper operation of the instrument according to manufacturer's specifications and HN requirements.

4.13.2.3. Comply with operational procedures in the manufacturer's current instruction manual. Perform the preventive maintenance as required by the owner's manual.

4.13.3. Chemical tests of personnel involved in fatal accidents. Installation medical authorities will immediately notify the installation law enforcement of the following:

4.13.3.1. Death of any person involved in a motor vehicle accident.

4.13.3.2. Circumstances surrounding such an accident, based on information available at the time of admission or receipt of the body of the victim.

4.13.3.3. Subject to military jurisdiction, the body will be transported to Landstuhl Regional Medical Center (LRMC) via German Red Cross. Medical authorities from LRMC will examine, autopsy, or provide forensic testing/examinations for anyone killed in an on-base motor vehicle accident or mishap.

4.13.3.4. As provided by law and medical conditions permitting, obtain a blood or breath sample from any surviving operator whose vehicle is involved in a fatal accident.

4.13.4. Medical authorities will examine the bodies of those persons killed in a motor vehicle accident to include drivers, passengers, and pedestrians subject to military jurisdiction. They will also examine the bodies of dependents, who are 16 years of age or older, if the sponsors give their consent. Tests for the presence and concentration of alcohol or other drugs in the person's blood, bodily fluids, or tissues will be made as soon as possible and where practical within 8 hours of death. Test results will be included in medical reports.

#### **4.14. Detection, Apprehension, and Testing of Intoxicated Drivers.**

4.14.1. Impaired drivers may be detected by observing unusual or abnormal driving behavior. Stop these drivers and determine the cause of their unusual driving behavior. If it can be reasonably concluded that the individual in control of the vehicle is impaired, perform field sobriety tests. The DD Form 1920 is used in examining, interpreting, and recording results of such tests.

#### **4.15. Voluntary Breath and Bodily Fluid Testing Based on Implied Consent.**

4.15.1. Implied consent policy is explained in [paragraph 2.3](#).

4.15.2. Administer tests only when the following conditions are met:

4.15.2.1. The person was lawfully stopped while driving or while in physical control of a motor vehicle on the installation.

4.15.2.2. Reasonable suspicion exists to believe the person was driving under the influence of alcohol or drugs.

4.15.2.3. A request was made of the person to consent and he/she was advised that failure to voluntarily submit to or complete a chemical test of bodily fluids or breath may result in revocation of on-base driving privileges.

4.15.3. The driver will be advised the 52 FW/CC may revoke driving privileges if they fail to voluntarily submit to or complete a requested chemical test and that they do not have the right to have an attorney present before deciding if they will or will not take the test. Testing will follow policies and procedures listed in this instruction. Advise the driver that the results of chemical tests conducted under the implied consent may be used as evidence in courts-martial, non-judicial proceedings, administrative action, or civil court proceeding.

4.15.4. Special rules exist for persons who have hemophilia, other blood-clotting disorders, or any medical or surgical disorder under treatment with an anticoagulant. Such people may refuse a blood extraction without penalty, but may be offered a breath or urine test, or both. These procedures must be outlined and the type of medical conditions that qualify for non-punitive refusal in readily available medical guidelines located in emergency rooms or other reasonable areas where blood samples might be drawn from those suspected of drunk driving. Valid refusals must have the concurrence of a medical doctor.

4.15.5. If a person suspected of intoxicated driving refuses to submit to a chemical test, do not administer a test except those specified above.

#### 4.16. **Involuntary Extraction of Bodily Fluids in Traffic Cases.**

4.16.1. These procedures pertain only to the investigation of military personnel stopped, apprehended, or cited on a military installation for any offense related to driving a motor vehicle and for whom probable cause exists to believe that such individual is intoxicated. Rule 312d, Military Rules of Evidence, and regulatory rules concerning requesting and granting authorizations for searches govern the extraction of body fluids in furtherance of other kinds of investigations.

4.16.2. Involuntary bodily fluid extractions (blood or urine) require valid search and seizure authorizations. A person subject to the UCMJ who does not consent to chemical testing, and who subsequently refuses a lawful order to surrender to the test, may nonetheless be forced to submit to an involuntary extraction of bodily fluids. Refer to DAFI 31-115, Law and Order Operations for specific guidance on authority to search and seize.

4.16.2.1. Law enforcement personnel should relay to individuals that additional tests will be paid for at their own expense. The test must be approved by the state or HN and completed as soon as possible with any delay noted on results.

4.16.3. A search authorization by the military magistrate obtained pursuant to Rule 315, *Military Rules of Evidence*, is required prior to such nonconsensual extraction.

4.16.4. Conduct warrantless searches only after coordination with the servicing 52 FW/SJA and attempts to gain authorization from an appropriate official fail because of the unavailability of the military magistrate.

4.16.5. If authorization from the military magistrate proves unsuccessful (due to non-availability), the commander of a medical facility is empowered by Rule 315(d), *Military Rules of Evidence*, to authorize such extraction from an individual located in the facility at the time an authorization is sought.

4.16.5.1. Before authorizing the involuntary extraction, the commander of the medical facility should, if circumstances permit, coordinate with the servicing 52 FW/SJA.

4.16.5.2. The medical facility commander authorizing an extraction under Rule 315(d) need not be on duty as the attending physician. Any qualified medical person can perform the extraction. EXCEPTION: In cases where the accident or incident results in death, medical personnel must seek approval from AFMES.

4.16.5.3. The authorizing official may consider his/her own observations of the individual in determining probable cause.

4.16.6. Authorization for the nonconsensual extraction of blood samples for evidentiary purposes by qualified medical personnel is independent of and not limited by provisions defining medical care, such as the provision for nonconsensual medical care pursuant to AFI 44-102, *Medical Care Management*. Only qualified medical personnel administer extractions and use only reasonable measures to accomplish the procedure. Assistance to overcome an individual's resistance to the extraction is normally provided by law enforcement personnel or unit personnel acting under orders from the member's commanding officer or designee. Do not use any form of life endangering force to effect nonconsensual extractions.

4.16.7. Nonconsensual extraction will not interfere with or delay proper medical attention. Medical personnel determine the priority given to involuntary fluid extractions when other medical treatment is required.

**4.17. Off-installation Traffic Activities.** Personnel should use extreme caution when passing on Highways B-50, L-39, and L-46. When passing any vehicle on any road, drivers have the responsibility to do so only where passing is safe and authorized by German traffic laws. A slow-moving vehicle is defined as any vehicle traveling less than 40 kph, except in areas where the posted speed limit is 40 kph or slower. When passing slow-moving vehicles, drivers have the responsibility to do so only where passing is safe and authorized by German traffic laws.

4.17.1. Any driver causing a vehicle accident as a result of improper passing will have their driving privileges suspended for a minimum of 180 days.

4.17.2. Commanders/First Sergeants will be notified by 52 SFS when personnel under their authority are involved in serious off-base incidents (i.e., major accidents, DUI, hit & run, etc.).

**4.18. Displaying License Plates.**

4.18.1. License plates will be attached horizontally to the front and rear of the POV at the location prescribed by the manufacturer and the law so that both plates are clearly visible. The rear plate will be centered under a light or placed between lights on either side (Motorcycles and trailers will display one plate attached horizontally to the rear.) License plates will be attached firmly to the POV using bolts, screws, mounts, or brackets. Use of string or wire to secure license plates is prohibited. The vehicle registration office will issue two long German license plates for all U.S. Forces-registered POVs (exempt motorcycles and trailers). These plates will not be bent or altered to fit the POV. If two long plates will not fit the POV, the Vehicle Inspection Office will approve the appropriate size plate. To be issued two small plates, the POV owner must request an exception to policy in writing through USAREUR Vehicle Registration Headquarters for approval. Only the USAREUR Vehicle Registration Headquarters may approve issuing two small plates. NOTE: Improper mounting of license plates may result in cancellation of the vehicle registration.

4.18.2. Drilling holes through the face of license plates for attachment is authorized as long as the license-plate letters and numbers are not obstructed.

4.18.3. POVs will not be operated with license plates observed by mutilation, dirt, or grime except for short periods (for example, after a traffic accident or during bad weather).

4.18.4. Attaching old license plates or signs to U.S. Forces-provided license plates is not authorized.

4.18.5. Owners who operate a POV displaying license plates that are covered (for example, with plastic or glass), canceled, altered, defaced, forged, or not clearly visible and properly secured are subject to the following:

4.18.5.1. Removal of the license plate by commanders or SF personnel.

4.18.5.2. Deregistration of the POV according to USAFEI 31-202/AER 190-1. Reregistration will be required.

4.18.6. The transfer of license plates to other POVs is prohibited. License plates are issued only for the vehicle specified on the registration certificate. Personnel will not transfer or allow to be transferred or otherwise dispose of license plates other than as prescribed in USAFEI 31-202/AER 190-1.

4.18.7. A third license plate without decals may be issued on a case-by-case basis for POVs with bicycle racks when the rack obscures the vehicles rear license plate. A POV application (AE Form 190-1AA, Application for Motor Vehicle Registration or Renewal & Allied Transactions) must be completed and the appropriate fee paid before the third plate is manufactured and issued. The third plate may not be used for any other purpose except for placement on a bicycle rack.

#### **4.19. Compliance with Local and Host Nation Laws.**

4.19.1. The 52 FW/CC will encourage compliance with local traffic laws for drivers when operating government vehicles off-base through the establishment of policies and procedures.

4.19.2. Commanders coordinate with the proper civil law enforcement agency before moving government vehicles or property that require special handling or exceed legal limits such as weight, length, width, or other standards.

4.19.3. The 52 FW/CC or designated representative acts as a close liaison with HN law enforcement agencies and encourage the following:

4.19.3.1. When possible, the prompt release of government vehicles and operators involved in accidents or incidents, with the following exceptions:

4.19.3.1.1. The offense warrants detention.

4.19.3.1.2. The person's condition is such that further operation of a motor vehicle could result in injury to the person or others.

4.19.3.2. Prompt notice to military authorities when military personnel or drivers of government motor vehicles are involved in traffic accidents or detained for serious violations of civil traffic laws.

4.19.3.3. Prompt notice of any HN action to suspend, revoke, or restrict the driving privileges of personnel assigned to the installation.

## 5. Driving Records and Traffic Point System

**5.1. The Traffic Point System.** The traffic-point assessment system will not be modified or altered (for example, giving more or fewer points than indicated). If the driver commits more than one offense at a time, only the highest-point offense will be used plus one point if the driver is at fault for causing an accident. The point system applies to everyone holding a USAREUR license who has been found by commanders, supervisors, or security forces to have committed violations. Points will be assessed for violations committed while operating GOVs or POVs. If a rebuttal has not been requested within 5 duty days, it will be assumed the offender does not wish to rebut the citation and the offense will become a permanent part of the offender's driving record. The traffic point system provides a uniform administrative device to impartially judge service personnel's driving performance. This system is not a disciplinary measure or a substitute for punitive action. Further, this system is not intended to interfere in any way with the reasonable exercise of the 52 FW/CCs prerogative to issue, suspend, revoke, deny, or reinstate installation driving privileges.

5.1.1. The use of a point system and procedures prescribed herein are mandatory. The point system applies to military personnel operating GOVs and POVs on the installation and to dependents, civilian employees, and all other individuals subject to this instruction operating POVs on the installation. Unless an individual submits a rebuttal, assess points according to [Attachment 2](#).

5.1.2. Commanders or equivalent who take "no action" on a citation must provide an explanation (for example, investigation revealed that the Airman did not commit the offense and is innocent). If no explanation is provided, the USAREUR PM will take administrative action to properly assess points and advise the suspending authority of the assessment.

5.1.3. The 52 SFS/S5R will notify the commander or supervisor concerned when a subordinate's point assessments IAW [Attachment 3](#) reach a total of:

5.1.3.1. 12 or more points in 1 year.

5.1.3.2. 18 or more points in 2 years.

5.1.4. 52 SFS/S5R will take action to suspend the USAREUR license for 180 days when a person reaches either of the limits listed in paragraphs [5.1.3.1](#) or [5.1.3.2](#).

5.1.5. Points assessed against an individual will remain in effect for 2 years. The 52 SFS/S5R will maintain driving record entries as required by AFI 31-218.

5.1.6. If a military member or dependent receives a German citation, points for the citation will be assessed by USAREUR RMV against the members USAREUR license. If USAREUR RMV assesses points surpassing limits prescribed in [paragraph 5.1.3](#), they will notify 52 SFS/S5B and 52 SFS/S5R to initiate suspension actions. Off installation citations and/or points, not resulting in a German suspension will not be tracked by 52 SFS against a members driving record.

5.1.7. When requested, military members or dependents are required to give Polizei or any other law enforcement personnel from other countries their sponsor's units address.

### 5.2. Point System Procedures.

5.2.1. NOT USED

5.2.2. Distribute citation copies and process point assessments IAW [paragraph 4.10](#).

5.2.3. The 52 FW/CC or designated representative may suspend or revoke driving privileges as provided by this instruction regardless of whether the improvement measures identified below are accomplished:

5.2.3.1. Counseling or driver improvement interviews/discussions are required by the unit commander or First Sergeant for any person who acquires more than six points but less than 12 points within a six-month period.

5.2.3.2. Referral for medical evaluation, any driver, who, based on reasonable belief, appears to have mental or physical limits that had or may have an adverse effect on driving ability.

5.2.3.3. Attendance at the DIRC to improve driving skill, awareness, or attitude.

5.2.3.4. Referral to an alcohol or drug treatment or rehabilitation facility for evaluation, counseling, or treatment is required for active-duty military personnel in which alcohol or drugs are contributing factors to a traffic citation, incident, or accident.

5.2.4. The 52 FW/CC or designated representative determines suspension and revocation periods for offenses not covered in [Table A3.1](#). The 52 FW/CC or designated representative may impose a longer suspension or revocation period (to include offenses in [Table A3.1](#)) based on the person's overall driving record. Consider the frequency, flagrancy, and severity of moving violations, and the response to previous driver improvements measures. In all cases, military members must successfully complete DIRC before reinstatement of driving privileges.

5.2.5. Points assessed against an individual remain in effect for 24 consecutive months. If an individual's license is suspended or revoked due to reaching maximum points allowed per [paragraph 5.1.3](#), the driver's record will restart with zero points.

5.2.6. Removal of points does not authorize removal of driving record entries for moving violations, chargeable accidents, suspensions, or revocations. Recorded entries will remain posted on individuals driving records.

**5.3. Disposition of Driving Records.** Follow AFI 33-322 to maintain and destroy records of military personnel released from active duty. Driving records remain active in case of reenlistment, change of service component, or military and civilian retirement when records on civilian personnel who are terminating on-base employment or on-base registration.

5.3.1. If persons transferred to another Air Force installation have points or other entries on their driving records, the 52 SFS/CC through the 52 SFS/S5R office must forward the records to the SFS/CC of the gaining installation. The gaining SFS/CC should coordinate with applicable commanders to continue the suspension or revocation.

5.3.2. Forward driving records of military family members containing point assessments or other entries to the sponsor's gaining installation and review in the same manner as for service members. Do not delete points accumulated or entries on the driver record

regarding suspensions, revocations, moving violations, or chargeable accidents from the driver records.

## **6. General Traffic Rules**

### **6.1. Basic Rules.**

6.1.1. The participation in public road traffic constantly requires caution and mutual consideration.

6.1.2. Anyone driving on a public road traffic must conduct themselves so that no other person is endangered, injured, impeded, or inconvenienced more than is unavoidable under the circumstances.

### **6.2. Use of Roads by Vehicles.**

6.2.1. Vehicles must use the roadway; on roads with two lanes, they must use the lane to the right. Shoulders are not part of the roadway.

6.2.2. Drivers must keep to the right-hand side of the roadway as far as possible, not only in cases of oncoming traffic, but also when being passed, at summits, in curves, or when sight is obstructed.

6.2.3. In case roads are covered with ice, packed snow, slush, or frost a motor vehicle may be operated only if it is equipped with tires that satisfy the requirements of Annex II of Council Directive 92/23/EEC relating to tires of motor vehicles and their trailers and to their fitting.

6.2.4. Cyclists must ride in file; they may ride abreast only if they do not obstruct traffic. Cyclists may also use right shoulders if no bicycle paths are available and pedestrians are not impaired. Outside built-up areas motorized bicycles may use bicycle paths.

6.2.5. Children under 8 years of age operating bicycles must use footpaths; children at the age between 8 and 10 may use footpaths. Special consideration is to be shown for pedestrians. When crossing a roadway, they must get off the bicycle.

### **6.3. Speed.**

6.3.1. Drivers must never operate their vehicles beyond their personal abilities or beyond the safety capabilities of their vehicle and/or cargo. Drivers will adhere to posted speed limits. Drivers must adjust their speed commensurate with road, traffic, sight, and weather conditions. If the visibility is less than 50 meters due to weather conditions, drivers may not exceed 50 kph, unless an even lower speed is required. During adverse visibility, drivers may drive only at a speed that would allow a complete stop within the unobstructed/viewable distance. However, on roadways which are so narrow that oncoming vehicles may be endangered, drivers must slow down so they can stop at least within half of the distance of the unobstructed view.

6.3.2. Without compelling reason, operators may not drive so slowly that they impede the flow of traffic.

6.3.2.1. Drivers of motor vehicles must drive with due regards towards children, handicapped and elderly persons, particularly by reducing the driving speed and being prepared to apply the brakes.

6.3.3. Citations issued for speed in excess of 32 kph of the posted speed limit, will be considered reckless driving and will result in a 30-day suspension. Refer to [Attachment 3](#).

#### 6.4. Following Distance.

6.4.1. Drivers must allow sufficient spacing to allow stopping behind preceding drivers if the brakes are suddenly applied. The preceding driver may not suddenly apply the brakes without a compelling reason.

6.4.2. Outside of built-up areas, motor vehicles with mandated speed limit, including vehicle/trailer combinations longer than 7 meters, must maintain adequate spacing that would allow a passing vehicle can pull in. The following does not apply:

6.4.2.1. If they pull out for the purpose of passing and have indicated their intention to do so.

6.4.2.2. If there is more than one lane in the driving direction.

6.4.2.3. On portions where passing is prohibited.

6.4.3. Trucks with an authorized total weight over 3.5 tons and motorbuses must maintain a minimum of 50 meters from preceding vehicles on the autobahn when their speed exceeds 50 kph.

#### 6.5. Passing.

6.5.1. Passing must be done on the left.

6.5.2. A driver may pass only after they confirm the passing lane/path will be clear from oncoming vehicles or obstructions throughout the entire passing process. Vehicles may pass only when the speed of the vehicle to be passed is substantially slower than the posted speed limit; at no point will a passing vehicle exceed the posted speed limit.

6.5.3. Passing is not permitted if:

6.5.3.1. The traffic situation is not clear, or

6.5.3.2. Directed by traffic signs.

6.5.4. Anyone who intends to pass must also consider the safety of the trailing vehicles behind them. When passing, a sufficient lateral interval to other traffic participants must be kept, particularly to pedestrians and cyclists. The passing vehicle must pull in to the right again as soon as possible. The vehicle that is passed must not be impeded.

6.5.5. Outside built-up areas passing may be inducted by short blasts of the horn or by blinking light signals. If a blinking signal is given with the high beams, drivers of oncoming vehicles must not be blinded.

6.5.6. A vehicle that is passed must not increase its speed. The driver of a vehicle driving at a slower speed must reduce his/her speed at a suitable place and wait, if necessary, to allow several immediately following vehicles to pass if passing is only possible by such a method. NOTE: Shoulders of the road may not be utilized to pass.

6.5.7. Anyone who indicates his/her intention to turn to the left and is properly in a position to turn left, shall not be passed on the right.

6.5.8. If sufficient space is available, bicyclists and operators of motorbikes who are waiting in the right lane may pass vehicles on the right at a moderate speed and with special caution.

6.5.9. Passing is not permitted in the following areas:

6.5.9.1. Housing.

6.5.9.2. Where the road narrows.

## 6.6. Right-of-Way.

6.6.1. Anyone coming from the right has the right-of-way at road intersections and junctions. This does not apply in the following circumstances:

6.6.1.1. If the right-of-way is specially regulated by traffic signs.

6.6.1.2. For vehicles that enter from a field path or forest road and turn into another road.

6.6.2. Drivers who must observe the right-of-way must demonstrate by their driving (especially by driving at moderate speeds) that they will yield the right-of-way. Drivers may continue to drive only if they can clearly see that they are not endangering nor substantially impeding the driver with the right-of-way. If drivers are unable to see because their vision of the road is obstructed, may inch their way into an intersection or junction until they have clear vision. If the driver who has the right-of-way turns into the road where other drivers are waiting, the waiting drivers may not substantially impede the right of way.

## 6.7. Turning, Turning Around, and Backing Up.

6.7.1. Drivers who want to turn direction must clearly indicate their intention by using their direction indicators. Whoever wants to turn to the right must drive his/her vehicle to the right as far as possible; whoever wants to turn to the left must drive to the middle.

6.7.2. Cyclists who want to turn left do not have to get into position on the left-hand side if they intend to cross the roadway from its right edge behind the intersection or junction. When crossing the roadway, cyclists must watch vehicle traffic from both directions. When using a bicycle traffic marking to turn, the bicycle marking must be followed in the intersection and junction area.

6.7.3. Whoever intends to turn across the traffic flow must allow oncoming vehicles to pass including bicycles with auxiliary motor and cyclists even if they travel in the same direction on the roadway or at the side of the road. The driver who turns must pay special attention to pedestrians, and if necessary, he/she must wait.

6.7.4. Anyone who wants to turn to the left must allow oncoming vehicles, which want to turn to the right, to turn first. Drivers of oncoming vehicles who both want to turn left must do so in front of each other.

6.7.4.1. Drivers making a left hand turn onto another roadway must do so in such a manner as to not cross the dividing roadway marker (divider) of the road being turned onto at any point, regardless of if traffic is present or not.

6.7.5. When turning off the road, turning around, and backing up against the flow of traffic, the driver must ensure that other road users cannot possibly be endangered.

6.7.6. Drivers are prohibited from stopping and backing up on all roadways.

6.7.7. Within parking lots, drivers backing out of an authorized parking space have the right of way. Drivers operating motor vehicles within the parking lot shall give the right of way to the vehicle backing up, and shall not speed up past the backing vehicle.

## 6.8. Lighting.

6.8.1. Headlights are required from the onset of darkness, during darkness, or when visibility conditions require. The factory-installed lighting systems will be used. The lighting devices may not be covered, obstructed, or dirty. Under clear conditions, driving with parking lights only is not permitted.

6.8.2. On roads with sufficient lighting, driving with high beams is not permitted. When driving with high beams, the lights must be dimmed for oncoming vehicles, if a vehicle precedes at a short distance, or if safety of traffic on or beside the road so requires.

6.8.2.1. Motorcycles must drive with the low beam on during daytime hours. During hours of darkness, bicycles will be equipped with a white front light (not a reflector) visible for 500 feet and red rear reflector or light clearly visible from the rear of the bicycle from a distance of 300 feet.

6.8.3. If fog, snow, or rain substantially obstructs visibility during daytime, lights should be dimmed. Fog lamps may be switched on only during such weather conditions. If two fog lamps are switched on, the additional use of the parking lights instead of the low beam light is sufficient. Motorcycles without sidecars may use fog lights only. Fog taillights may be used only if visibility is less than 50 meters due to fog. If the rear fog light is in use; the maximum speed allowed is 50 kph.

6.8.4. Stopped vehicles shall be illuminated with their own light sources outside built-up areas. Within built-up areas it is sufficient to illuminate the side of the vehicle that is exposed to the roadway either by parking lights or in any other permissible way; if the streetlights make the vehicle clearly visible at a sufficient distance, such illumination is not necessary. Vehicles which may be removed from the roadway without any difficulty, such as motorcycles, bicycles with auxiliary motors, bicycles, invalid chairs, one-axle tractors, one-axle trailers, carts or carriages not horse-drawn may not be left there without illumination.

6.8.5. Searchlights may be used for a short time, but never for the purpose of illuminating the roadway.

## 6.9. Transportation of Persons.

6.9.1. The number of passengers in motor vehicles may not exceed the number of seats equipped with safety belts. For mass transit vehicles without seat belts, the number of passengers transported may be equivalent to the seats available. Buses which may transport standing passengers after all seats have been filled.

6.9.1.1. To the maximum extent possible, vehicle occupants shall not ride in areas of a vehicle without fixed seats. If official duties on Spangdahlem Air Base require transportation without fixed seats, the responsible commander will complete a written risk assessment (unless time critical) and approve transportation without fixed seats. Transport is limited to short distances on Spangdahlem only. Each passenger will

remain seated wholly within the body of the vehicle and all installed seat belts will be used. The vehicle cargo area will have no open sides, and no person will rest against a gate that may open. Personnel may not be transported without fixed seats off of the installation.

6.9.2. Passengers are not authorized on motorcycles unless the motorcycle is specifically designed (as determined by the manufacturer) to carry a passenger.

6.9.3. It is prohibited to transport people in the loading area or loading space of motor vehicles, e.g., bed of a truck or cargo area of a van. This does not apply if the persons transported on the loading area or loading space have to carry out necessary work in those areas. This prohibition is not applicable for the transportation of construction site crews within the perimeters of the construction site. No one may be transported on the loading area of the loading space of trailers. However, persons may be transported if there is a possibility to sit on the loading area of trailers used for agricultural or forestry purposes. Standing during the ride is prohibited unless this is required for the purpose of accompanying the load or if work must be accompanied on the loading area.

6.9.4. Persons of at least 16 years of age may transport, on bicycles, children who are up to 7 years old only if special seats are available for the children and if wheel casings or similar protective measures guarantee that the feet of the children cannot be caught in the spokes. A max of two children who are up to 7 years old may be towed in bike trailers designed for the transportation of children behind bicycles by persons who are at least 16 years old. The age limitation of 7 years does not apply for the transportation of a handicapped child.

6.9.5. Passengers are not authorized on government owned motorcycles, ATVs or three-wheeled vehicles unless they are specifically designed (as determined by the manufacturer) to carry a passenger and there is a valid operational need for the passenger to ride with the operator.

#### **6.10. Other Duties of the Driver of a Vehicle.**

6.10.1. The driver of a vehicle is responsible to ensure that his/her view and hearing are not impaired by other passengers, animals, cargo, equipment, or condition of the vehicle. Drivers must make sure that their vehicle is within regulations and that the safe operation of the vehicle is not impaired for any reason.

6.10.1.1. Drivers must ensure the prescribed license plates are always clearly visible and legible.

6.10.1.2. The prescribed lighting devices must also be available and be ready for operation during daytime for motor vehicles and bicycles; in other cases, only if it is expected that the vehicle would remain in traffic when lighting is required.

6.10.1.3. All obstructions must be cleared from all windows prior to operation, i.e., snow, ice, condensation, frosty windows. All snow must be removed from vehicle prior to operation of the vehicle. This includes the hood, roof, and trunk of the vehicle.

6.10.2. The vehicle operator is prohibited from using a cellular phone or car phone if he/she picks up or holds the receiver of the car phone for that purpose. This does not apply if the vehicle stops and if the motor of the vehicle is turned off. The use of cellular phone

devices while operating a motor vehicle is only authorized while using a hands free or “blue tooth” system.

6.10.2.1. Although legal, the use of hands-free devices is highly discouraged as they create significant distractions from safe vehicle operation.

6.10.2.2. A Land Mobile Radio (LMR) is primarily a listening device and is not restricted. Cellular phones and other devices, used only in push-to-talk (walkie-talkie, direct connection) mode are considered LMR, if required and issued for the performance of official duties.

6.10.2.3. All drivers are prohibited from utilizing any equipment that can distract their abilities to safely operate a motor vehicle.

6.10.2.4. All vehicle operators are prohibited from using cellular phones/devices while operating a vehicle. This includes text messaging. In addition, personnel operating GOVs are prohibited from texting using cellular phones/devices both on and off the installation unless the vehicle is safely parked or they are using a single ear bud or voice-activated hands-free device.

6.10.3. The operator of a vehicle is not authorized to operate, or carry along ready for operation, a device whose purpose it is to warn about or interfere with traffic monitoring measures. This applies in particular to devices interfering with or warning about speed controls (radar warning or laser jamming devices).

6.10.4. Bicyclists and drivers of motorcycles must not hold on to other vehicles. They may not ride free-handed. The feet may be taken off from the pedals or foot rests only if the road condition so requires.

### **6.11. Pedestrians.**

6.11.1. Pedestrians must use sidewalks. On streets without sidewalks and without shoulders, pedestrians may use the roadway. If they use the roadway, they must walk at the right or left edge of the roadway within built-up areas; outside built-up areas they must walk at the left edge of the roadway if this is at all possible. In case of darkness or poor visibility or if the traffic situation so demands, they must walk in file one behind the other.

6.11.2. Pedestrians carrying bulky objects or employing large push carts must use the roadway if they would considerably impede the other pedestrians on the sidewalk or on the shoulders. If pedestrians carrying bulky objects or large push carts use the roadway, they must walk at the right edge of the roadway; before turning to the left, they are not allowed to assume a position at the left.

6.11.3. Pedestrians may not climb over road barriers, such as fences made of bars or chain links.

6.11.4. Individuals are not authorized to jog, run or walk on roadways with high traffic density and during peak traffic periods, as determined by the 52 FW/CC. Road guards or safety spotters will be utilized to safely control traffic for formation runs or group running events. NOTE: This applies to organizations conducting physical training (i.e., personnel running on sidewalks must utilize marked crosswalks to cross any and all roads where applicable). Unit personnel shall not spread out to the point where they impede the flow of traffic.

6.11.4.1. In cases where separation of pedestrian and motor vehicle traffic is not feasible, military personnel in uniform must wear reflective accessories during periods of reduced visibility (hours of darkness, inclement weather, etc.). It is the responsibility of 52 FW/SE to brief all personnel at newcomer's orientation.

6.11.4.2. When jogging or running on roadways at night or in inclement weather (i.e., fog, rain, sleet, snow, etc.), personnel will wear clothing containing retro-reflective properties or retro-reflective accessories visible from the front and back.

#### **6.12. Pedestrian Crosswalks.**

6.12.1. At pedestrian crosswalks, vehicles shall allow pedestrians as well as wheelchairs to cross the roadway when they have clearly indicated their intention to cross.

6.12.2. If traffic becomes congested, vehicles may not block crosswalks.

6.12.3. Passing is prohibited at crosswalks.

#### **6.13. Animals.**

6.13.1. Domestic animals that may endanger traffic shall be kept away from the road. They are permitted there only if escorted by persons who are able to control them to the necessary degree. It is forbidden to lead animals from motor vehicles. Bicyclists may only lead dogs, if, and only if, the operator of the bicycle can do so in a manner that does not endanger himself/herself or others on or near the roadway.

#### **6.14. Excessive Use of the Road.**

6.14.1. Races with motor vehicles are prohibited.

6.14.2. Events that cause the roads to be used above the normal degree require permission. This is the case when the use of the road for traffic is restricted, because of the number or the conduct of the participants in the event or the manner in which participating vehicles are operated; motor vehicles in a closed formation are deemed to place a greater demand on the road than normal traffic. The organizer shall make sure that traffic regulations as well as other conditions and requirements are followed.

6.14.3. Permission is required for the operation of vehicles and a combination of vehicles if their measurements, axle load, or total weight actually exceed the generally authorized legal limits. This also applies to traffic with vehicles if their construction does not allow the driver sufficient visibility.

#### **6.15. Sports and Games.**

6.15.1. Sports and games on the roadway, on road shoulders and bicycle paths are not permitted. Exception: This does not apply if this is indicated by a supplemental sign depicting the permitted type of sport or game.

#### **6.16. Obstruction to Traffic.**

6.16.1. It is forbidden to make the road wet or dirty, to litter it, or to bring or leave objects on the road if traffic may be thereby endangered or aggravated. A person who is responsible for creating such traffic obstructing conditions shall immediately clear them and shall, until this is done, mark them sufficiently. Traffic obstructions shall, if necessary, be illuminated with their own light sources or be marked by other permitted light-technical devices.

6.16.2. Scythes, mowing blades, or similarly dangerous tools shall be effectively encased.

#### **6.17. Impairment of Traffic.**

6.17.1. It is prohibited to:

6.17.1.1. Peddle any goods and services on the road.

6.17.1.2. Display any kind of advertising and propaganda by means of pictures, writing, light, or sound outside built-up areas if road users are thereby harassed or distracted in a manner endangering or aggravating traffic. Also, traffic inside built-up areas may not be impaired by advertising and propaganda.

6.17.2. Devices that are similar to signs or traffic devices, which may be mistaken for them or could impair their effect, may not be erected or otherwise used where they may affect traffic. Advertising and propaganda in connection with traffic signs and traffic devices shall not be permissible.

#### **6.18. Signals and Instructions by SF Personnel.**

6.18.1. The signals and instructions given by SF personnel shall be obeyed. They shall prevail over all other directives and any other rules but do not relieve the road user from his/her duty of care.

6.18.2. SF personnel may stop vehicles at traffic control points; this includes roadworthiness assessments for traffic/public safety purposes. The SF personnel can give the signal stop by appropriate technical devices installed at the police car, a signal disc, or a red lamp. The road users shall comply with the police instructions.

### **7. Impoundment and Abandonment of Privately Owned Vehicles**

#### **7.1. Impoundment.**

7.1.1. A vehicle will be subject to towing/impoundment if one or more of the following circumstances apply:

7.1.1.1. Illegally parked.

7.1.1.1.1. Parked illegally for an unreasonable period of time (defined as more than 24 hours). This includes illegally parking in any area reserved for others for 24 hours (customers, employees, handicap, etc.). Vehicle will also be cited for abandonment prior to impoundment. Refer to [paragraph 7.2](#) for abandonment procedures.

7.1.1.2. Interferes with traffic operations.

7.1.1.3. Creates a safety hazard.

7.1.1.4. Disabled by accident or incident.

7.1.1.5. Left unattended in or adjacent to a restricted, controlled, or off-limits area.

#### **7.2. Abandonment.**

7.2.1. A motor vehicle is presumed abandoned under any of the following circumstances. NOTE: Presumption is rebuttable with sufficient evidence:

7.2.1.1. Missing USAREUR plates.

- 7.2.1.2. Appears neglected (i.e., flat tires, broken windows, etc.).
- 7.2.1.3. Expired registration.
- 7.2.2. If a vehicle is believed to be abandoned:
  - 7.2.2.1. SF will cite the vehicle using the DD Form 1408, and the DD Form 2504. NOTE: A detailed blotter entry will be made by the BDOC. The original DD Form 2504 will be forwarded to 52 SFS/S3OP for further processing.
  - 7.2.2.2. For further information regarding towing procedures refer to the Memorandum of Understanding (MOU) between 52 SFS and 52 FSS. NOTE: Vehicles must be disposed of IAW policies set forth in DoDM 4160.21, Defense Material Disposition: Disposal Guidance and Procedures.

KEVIN M. CROFTON, Colonel, USAF  
Commander

**Attachment 1****GLOSSARY OF REFERENCES AND SUPPORTING INFORMATION*****References***

AFI 24-301, *Ground Transportation*, 22 October 2019

AFI 33-322, *Records Management and Information Governance Program*, 23 March 2020

AFI 44-102, *Medical Care Management*, 22 April 2020

AR 190-5, *Motor Vehicle Traffic Supervision*, 22 May 2006

DAFI 31-115, *Law and Order Operations*, 30 October 2023

DAFI 31-101, *Integrated Defense*, 11 April 2023

DAFI 31-101\_USAFE-AFAFRICASUP, *Integrated Defense*, 28 March 2023

DAFI 31-218/AR 190-5, *Motor Vehicle Traffic Supervision*, 10 December 2021

DAFI 34-101, *Morale, Welfare, and Recreation Programs Use and Eligibility*, 07 March 2022

DAFI 91-207, *The Traffic and Safety Program*, 26 July 2019

DoDIO-2000.16V\_AFI 10-245-O, *Anti-Terrorism Program*, 18 July 2017

DoDD 5525.4, *Enforcement of the State Traffic Laws on DoD Installations*, 30 September 2020

DoDI 6055.4, *DoD Traffic Safety Program*, 20 April 2009

E.O. 9397, *Numbering System for Federal Accounts Relating to Individual Persons*

SABI 32-1005, *Spangdahlem Air Base Sign Plan*, 22 August 2022

SFOI 31-118, *Security Forces Standards and Procedures*, 31 August 2022

USAFE Instruction 31-202/AE 190-1, *Driver and Vehicle Requirements and the Installation Traffic Code for the U.S. Forces in Germany*, 11 January 2019

***Prescribed Forms***

Spangdahlem Form 8, *Minor Vehicle Accident Worksheet*

***Adopted Forms***

AE Form 190-1AA, *Application for Motor Vehicle Registration or Renewal & Allied Transactions*

AE Form 190-1K, *Report of Administrative Action*

AF Form 75, *Visitor/Vehicle Pass*

AF Form 1313, *Driver Record*

AF Form 1315, *Accident Report*

AF Form 2293, *U.S. Air Force Motor Vehicle Operator's Identification Card*

AF IMT 1168, *Statement of Suspect/Witness/Victim*

DD Form 2, *U.S. Armed Forces Identification Card*

DAF Form 847, *Recommendation for Change of Publication*

DD Form 1408, *Armed Forces Traffic Ticket*

DD Form 1920, *Alcohol Influence Report*

DD Form 2504, *Abandoned Vehicle Notice*

DD Form 2505, *Abandoned Vehicle Removal Authorization*

DD Form 2507, *Notice of Vehicle Impoundment*

### ***Abbreviations and Acronyms***

**AAFES**—Army/Air Force Exchange Services

**ADAPT**—Alcohol and Drug Abuse Prevention & Treatment

**ADC**—Area Defense Council

**AF**—Air Force

**AFI**—Air Force Instruction

**AF IMT**—Air Force Information Management Tool

**AFMAN**—Air Force Manual

**AFOSI**—Air Force Office of Special Investigations

**AFPD**—Air Force Policy Directive

**AFR**—Air Force Regulation

**AFRC**—Airman and Family Readiness Center

**ATV**—All Terrain Vehicles

**BAC**—Blood Alcohol Content

**BDOC**—Base Defense Operations Center

**BRAC**—Breath Alcohol Content

**BRC**—Beginner Rider's Course

**CAC**—Common Access Card

**CC**—Commander

**CD**—Deputy Commander

**CES**—Civil Engineer Squadron

**CFR**—Code of Federal Regulation

**DD**—Department of Defense

**DFC**—Defense Force Commander

**DIRC**—Driver Improvement and Rehabilitation Course

**DLA**—Defense Logistics Agency  
**DoD**—Department of Defense  
**DoDI**—Department of Defense Instruction  
**DUI**—Driving Under the Influence  
**DWI**—Driving While Intoxicated  
**ERC**—Experienced Rider’s Course  
**FOIA**—Freedom of Information Act  
**FSS**—Force Support Squadron  
**FW**—Fighter Wing  
**GOV**—Government Owned Vehicle  
**HN**—Host Nation  
**HQ**—Headquarters  
**IAW**—in accordance with  
**kph**—kilometers per hour  
**LMR**—Land Mobile Radio  
**LRS**—Logistics Readiness Squadron  
**LSV**—Low-Speed Vehicles  
**MDG**—Medical Group  
**MOU**—Memorandum of Understanding  
**MPH**—Miles per Hour  
**MSF**—Motorcycle Safety Foundation  
**MSG**—Mission Support Group  
**NHSPS**—National Highway Safety Program Standards  
**NHTSA**—National Highway Traffic Safety Administration  
**OCONUS**—Outside the Continental United States  
**OPR**—Office of Primary Responsibility  
**PM**—Program Manager  
**POV**—Privately owned vehicle  
**PPE**—Personal Protective Equipment  
**RDS**—Records Disposition Schedule  
**RIEVC**—Random Installation Entry/Exit Vehicle Checks  
**RMV**—Registry of Motor Vehicle

**SAB**—Spangdahlem Air Base

**SABI**—Spangdahlem Air Base Instruction

**SDDCTEA**—Surface Deployment and Distribution Command Transportation Engineering Agency

**SF**—Security Forces

**SFOI**—Security Forces Operating Instruction

**SFS**—Security Forces Squadron

**SIDP**—Spangdahlem Integrated Defense Plan

**SJA**—Staff Judge Advocate

**SOFA**—Status of Forces Agreement

**TDY**—Temporary Duty

**UCMJ**—Uniform Code of Military Justice

**USAFE**—United States Air Forces in Europe

**USAFEI**—United States Air Forces in Europe Instruction

**USAREUR**—United States Army in Europe

### *Terms*

**Abandoned Vehicle**—Vehicles that have been stationary for an extended period (except vehicles in authorized holding lots) and vehicles missing license plates or other evidence of ownership.

**Blood Alcohol Concentration/Breath Alcohol Concentration**—The percent weight by volume (% w/v) based upon grams of alcohol per 100 cubic centimeters of blood or per 210 liters of breath. A BAC/BrAC of 0.10% w/v means 0.10 grams of alcohol per 100 cubic centimeters of blood (0.01g/100cc) or 0.10 grams of alcohol per 210 liters of breath. The conversion factor of 210 is a commonly used value recognized by the Alcohol, Drugs and Impairment Division of the National Safety Council; that is 210 liters of deep lung air at 34 degrees centigrade contains exactly the same quantity (mass) of ethanol (alcohol) as 100cc of pulmonary blood.

**Driver**—A person in actual physical control of a motor vehicle, including motorcycles, motor scooters, and mopeds, or exercising control over or steering a towed vehicle.

**Drunk**—The state of meeting or exceeding a blood alcohol content limit with respect to alcohol concentration in a person's blood of 0.08 grams of alcohol per 100 milliliters of blood and with respect to alcohol concentration in a person's breath of 0.08 grams of alcohol per 210 liters of breath, as shown by chemical analysis.

**Failure to Report**—Any motor vehicle operator who fails to report involvement in an accident IAW paragraphs 4.7.1 and 4.7.4 to either the BDOC or Polizei, or both dependent regardless of location of accident (immediately for on-base accidents and within 72 hours for off-base accidents).

**Fleeing the Scene**—Any motor vehicle operator who causes damage to another motor vehicle or property IAW **paragraph 4.7.2** and fails to make their presence known as per **paragraph 4.7.1** through **4.7.1.7**. NOTE: This is commonly referred to as a hit and run.

**Major Vehicle Accident**—Any vehicle accident which results with any injuries, damage in excess of \$10,000 and/or disabling the vehicle in such manner it cannot be driven safely after simple repairs (i.e., tire change, head or tail light replacements).

**Minor Vehicle Accident**—Any vehicle accident which does not meet the major vehicle criteria.

**Motor Vehicle**—Any vehicle which is self-propelled or propelled by electric power manufactured primarily for use on public roads.

## Attachment 2

## POINT ASSESSMENT FOR VIOLATIONS

Table A2.1. Point Assessment for Violations.

Violation	Points Assessed
Drunken or reckless driving (operating a motor vehicle with a BAC of 0.08 percent or higher of alcohol per 100 mL of blood, or willful and wanton disregard for the safety of people or property (UCMJ, Art 111)) or speeding in excess of 32 kph of the posted speed limit, or in excess of 15 kph of the posted speed limit within a parking lot	6
Testing positive for a substance listed in Article 112a of the UCMJ as a result of a chemical test administered	6
Owner knowingly and willfully permitting a person to operate a motor vehicle when unlicensed or mentally or physically impaired (for example, intoxicated)	6
Fleeing or leaving the scene of an accident after causing property damage	6
Operating a motor vehicle with a BAC of at least 0.05 percent but less than 0.08 percent blood-alcohol level by volume of whole blood (measured in grams per 100 mL)	6
Taking part in speed contests	6
Exceeding stated speed limits:	
a. 1 to 10 miles per hour (mph) (1 to 16 kilometers per hour (kph)) over the posted speed limit	3
b. 11 to 15 mph (17 to 25 kph) over the posted speed limit	4
c. 16 to 20 mph (26 to 32 kph) over the posted speed limit	5
d. 20 or more mph (33 or more kph) over the posted speed limit	6
Driving too fast for conditions	4
Following too closely	4
Failing to yield right-of-way to an emergency vehicle	4
Failing to stop for a school bus or at a school-crossing signal	4
Failing to obey traffic signals or traffic instructions of a law-enforcement officer, a traffic warden, or any official regulating traffic device requiring drivers to stop, yield the right-of-way, not enter, or follow a specified direction of travel	4
Passing improperly	4
Failing to yield right-of-way (no official sign involved)	4
Failing to require any passenger on a motorcycle to wear required safety devices (for example, protective eye device, helmet, proper protective clothing) on or off military installations. <b>NOTE:</b> This also applies to MOPEDs, and/or three- or four-wheeled vehicles powered by a motorcycle-like engine (operator assessed points).	3
Failing to report involvement in an accident.	3

Turning improperly (no official sign involved)	3
Overtaking improperly	3
Committing other moving violations (for example, operating a POV with an expired driver's license, failing to maintain control, inattentive driving, improper backing).	3
Operating a POV while wearing headphones, using a cell phone (other than a hands-free device) or other devices for oral communications or text messaging, using a calculator, or taking photographs.	3
Operating a POV that does not meet the mechanical standards.	3
Operating a vehicle that does not meet the non-mechanical standards (for example, window-tinting, exhaust noise level, chassis or frame alteration, damaged glass, wheel spinners) or any violation capable of endangering the driver, passengers, or other persons on or near the roadway where the vehicle is being operated.	3
Owning or operating an expired, unregistered or uninsured POV, or failure to provide proof upon request.	2
Failing to use available restraint-system devices or not requiring all passengers to use restraint systems; allowing children 12 years of age or younger to occupy the front seat without authorized safety equipment suitable for the child and permitted for use in front seats (that is, equipment approved by the United States Department of Transportation (DOT) or approved in Germany under the United Nations Economic Commission for Europe Regulation (ECE-R) 44/03); allowing children 12 years of age or younger, or shorter than 150 centimeters (4 feet, 11 inches), to sit in the back seat without or improperly installed DOT-approved restraint equipment suitable for the child age range.	2
Driving too slowly for conditions.	2
Displaying license plates or decals in violation of this publication.	2
Making excessive noise while operating a POV (for example, inside: radio or stereo, outside: producing excessive exhaust noise or squealing tires ("burning rubber")).	2
Causing an accident (used only as an addition to points assessed for a specific offense).	1
Failing to have a U.S. Forces Certificate of License and ID card in possession when operating a POV.	1
Operating a POV without corrective lenses when the U.S. Forces Certificate of License requires wear of lenses.	1
Parking a POV where prohibited (for example, against the flow of traffic, double-parking).	1
Possessing an open container or open containers of an alcoholic beverage or the driver allowing passengers to possess open containers of an alcoholic beverage on a military installation.	1

**Attachment 3**

**TRAFFIC-POINT & SUSPENSION/REVOCAION TIMES**

**Table A3.1. Suspension/Revocation Periods.**

<b>30 Day Suspension for:</b>			
If the percentage of the alcohol in the person’s blood is greater than .03 percent, but NOT greater than .049 percent and is involved in a vehicle accident; the individual’s driver’s license will be suspended for 30 days.			
Speeding in excess of 32 kph of the posted speed limit.			
Operating a POV with the illegal use of emergency equipment.			
<b>90 Day Suspension for:</b>			
Owning or operating an unregistered or uninsured vehicle (does not include failure to register or reregister a POV 30 days after the expiration date).			
Operating a class of vehicle not licensed to operate.			
Operating a vehicle with a minimum blood (0.05g/100ml) or breath (0.05g/210L) alcohol content ranging to a maximum blood (0.079g/100ml) or breath (0.079g/210L) alcohol content.			
<b>180 Day Suspension for:</b>			
Allowing someone to operate a POV without a valid USAREUR license for the vehicle class operated.			
Transferring license plates to another POV without properly registering the plates to the POV.			
Committing 3 or more nonmoving violations in 1 year period.			
Accumulating 12 or more traffic points in a 1-year period or 18 or more traffic points in a 2 year period.			
Having two convictions or non-judicial punishment for reckless driving in a 1 year period.			
Disposing of a POV in a manner not authorized.			
Fleeing the scene of a traffic accident or police.			
Causing a vehicle accident as a result of improper passing.			
Displaying a lack of good judgment about safe and prudent operation of a POV/GOV.			
<b>Other Violation Suspension Periods:</b>			
<b>Offenders Actions:</b>	<b>First Offense:</b>	<b>Second Offense:</b>	<b>Third Offense:</b>

Operating a vehicle that does not meet non-mechanical standards (AE 190-1 Appendix C) (for example, window-tinting, chasses or frame alteration, damaged glass, wheel spinners) or any violation capable of endangering the driver, passengers, or other persons on or near the roadway where the vehicle is being operated.	Fix-it Ticket	7 Day Suspension	30 Day Suspension
Failure to provide a valid driver's license while operating a vehicle (including POV/GOV/International etc.).	7 Day Suspension	14 Day Suspension	30 Day Suspension
Rapid, unsafe and/or unnecessary accelerations (exhibition of speed).	7 Day Suspension	14 Day Suspension	60 Day Suspension
Operating a vehicle (POV/GOV, etc.) while manually using a cell phone without a hands-free device. <b>NOTE:</b> Also applies to ALL violations in paragraphs 6.10.2. regarding cellular use.	7 Day Suspension	30 Day Suspension	180 Day Suspension
Speeding in school zone/housing (faster than 10 kph over the posted speed limit).	7 Day Suspension	30 Day Suspension	180 Day Suspension
Failing to properly wear a seat belt or to require passengers to properly wear a seat belt or restraining device while riding or operating in a POV/GOV (to include child seats). Driver will receive a citation.	7 Day Suspension	30 Day Suspension	180 Day Suspension
Having an open container (of an alcoholic beverage) within the passenger area of any motor vehicle, including unlocked glove compartments and any other areas of the vehicle that are readily accessible to the driver or passengers while in their seats. Driver receives citation.	30 Day Suspension	60 Day Suspension	90 Day Suspension
Drivers under the age of 21 who are found to be operating a POV in Germany with any amount of alcohol in their blood up to 0.049 percent by volume of whole blood.	30 Day Suspension	60 Day Suspension	90 Day Suspension
Failure to report involvement in a traffic accident.	30 Day Suspension	90 Day Suspension	180 Day Suspension

Not paying the license fee within the time specified after notification that the initial check was returned for insufficient funds.	30 Day Suspension	90 Day Suspension	180 Day Suspension
Operator of a motorcycle failing to wear or require a passenger to wear required safety devices (i.e., eye protective device, proper helmet, proper protective clothing) on or off-base.	30 Day Suspension	60 Day Suspension	180 Day Suspension
Abuse POL privileges (i.e., shoplifting, larcenies).	30 Day Suspension	90 Day Suspension	180 Day Suspension

**NOTES:**

Revocations are indefinite. Refer to USAFEI 31-202/AER 190-1 for revocation offenses and authorized periods for which the offender may petition for reinstatement of driving privileges.

Attachment 4  
TRAFFIC SIGNS

Table A4.1. General and Special Danger Signs, Part 1.








No.	Sign	Explanation
<b>Part 1 General Warning</b>		
1	Sign 101  Danger	A supplemental sign may specify the danger.
2	Sign 102  Intersection or junction	Intersection or junction, vehicles from the right have right-of-way.
3	Sign 103  Curve	Single Curve.
4	Sign 112  Uneven surface	Indicates uneven stretches of road.
5	Sign 114  Slippery road	Slippery road when wet or dirty
6	Sign 117  Crosswinds	Exercise extreme caution due to windy conditions.
7	Sign 120  Road narrows	Approaching road will become narrower with little to no breakdown lane, sometimes leading to bridge or causeway.

Table A4.2. General and Special Danger Signs, Part 2.









8	<p>Sign 121</p>  <p>Road narrows (on the right side)</p>	Approaching road will become narrower with little to no breakdown lane on the right, sometimes leading to bridge or causeway.
9	<p>Sign 123</p>  <p>Work site</p>	Indicates an approaching construction site. Speed must be reduced while traveling through the site.
10	<p>Sign 124</p>  <p>Traffic jam area</p>	Indicates a traffic jam is ahead
11	<p>Sign 125</p>  <p>Oncoming traffic</p>	Oncoming traffic is not expected
12	<p>Sign 131</p>  <p>Signal Lights</p>	Traffic Light is ahead
13	<p>Sign 133</p>  <p>Pedestrians</p>	Indicates pedestrians are present.
14	<p>Sign 136</p>  <p>Children</p>	Indicates children may cross the street near schools or playgrounds.
15	<p>Sign 138</p>  <p>Bicycle Crossing</p>	Indicates cyclists may be crossing the road.

Table A4.3. General and Special Danger Signs, Part 3.






3.1		<p><b>Explanation</b> In combination with sign 205 the supplemental sign announces the order to stop at the indicated distance.</p>
Re Signs 2 and 3		<p><b>Explanation</b> In combination with signs 205 or 206 the supplemental sign shows the course of the priority road (turning priority road).</p>
4	<p>Sign 208</p>  <p>Oncoming traffic has right of way</p>	<p><b>Order or Prohibition</b> Vehicles must yield right of way to oncoming traffic.</p>
Re Signs 5 to 7		<p><b>Order or Prohibition</b> Vehicles must follow the prescribed direction of travel. <b>Explanation</b> Other travel directions than the ones depicted will be prescribed accordingly.</p>
5	<p>Sign 209</p>  <p>Mandatory direction of travel</p>	<p>Driver must turn right</p>
6	<p>Sign 211</p>  <p>Mandatory direction of travel</p>	<p>Traffic flow must go to the right.</p>

Table A4.4. General and Special Danger Signs, Part 4.





<p>7</p>	<p>Sign 214</p>  <p>Mandatory direction of travel (straight or right)</p>	<p>Traffic flow can go straight or turn right. Turning left is not allowed.</p>
<p>8</p>	<p>Sign 215</p>  <p>Traffic Circle</p>	<p><b>Order or Prohibition</b></p> <ol style="list-style-type: none"> <li>1. Vehicles must follow the prescribed travel direction to the right in the traffic circle.</li> <li>2. Vehicles may not drive over the center island of the traffic circle.</li> <li>3. In the traffic circle they may not stop on the roadway.</li> </ol> <p><b>Explanation</b> Traffic Circle Exempt from the prohibition to drive over the center island of the traffic circles are only those vehicles which due to their dimensions otherwise could not drive in the circle. Such vehicles may drive on the center island and the lane border line if they do not endanger other road users.</p>
<p>9</p>	<p>Sign 220</p>  <p>One way street</p>	<p><b>Order or Prohibition</b> Vehicles may only travel this road in the direction indicated by the arrow.</p> <p><b>Explanation</b> The sign prescribes the direction of travel for the vehicle traffic on the roadway.</p>
<p>9.1</p>		<p><b>Order or Prohibition</b> When turning into the street and when following the course of the one way street vehicles must anticipate bicycle traffic going in the opposite direction.</p> <p><b>Explanation</b> The supplemental sign indicates that bicycle traffic is allowed in the opposite direction.</p>

Table A4.5. General and Special Danger Signs, Part 5.




<b>Part 3 Prescribed direction of passing</b>		
10	Sign 222  Mandatory direction of travel (Pass to the right)	<b>Order or Prohibition</b> Vehicles must pass on the side indicated. <b>Explanation</b> "Pass to the left" is prescribed correspondingly.
<b>Part 4 Road shoulders used as traffic lanes, streetcar/bus stops and areas reserved for taxis</b>		
14	Sign 224  Streetcar/bus stop	<b>Order or Prohibition</b> Parking is prohibited 15 m in front of and behind the sign. <b>Explanation</b> The sign marks a stop for scheduled buses/streetcars and for school buses. This sign combined with the supplemental sign "School bus" (indication of hours used) on a white panel marks a stop for school buses only.
15	Sign 229  Reserved for taxis	<b>Order or Prohibition</b> Stopping at spaces reserved for taxis is prohibited, except for taxis ready to transport passengers. <b>Explanation</b> The length of the space reserved for taxis will be indicated by the number of taxis allowed in that area or by a sign at the beginning of the area with a white horizontal arrow pointing to the roadway and by a sign at the end of the area with such an arrow pointing away from the roadway or by markings showing the limits of a prohibition to stop or to park (sign 299).
<b>Part 5 Paths reserved for specific traffic types</b>		

Table A4.6. General and Special Danger Signs, Part 6.





<p>16</p>	<p>Sign 237</p>  <p>Bicycles only</p>	<p><b>Order or Prohibition</b></p> <ol style="list-style-type: none"> <li>1. Bicycles may not use the road way but must use the bicycle path (mandatory use of bicycle path).</li> <li>2. Other road users may not use the bicycle path.</li> <li>3. If use of the bicycle path is permitted to other road users by a supplemental sign, vehicle operators must show due consideration and, if necessary, adjust their speed to the bicycle traffic.</li> </ol>
<p>18</p>	<p>Sign 239</p>  <p>Pedestrians only</p>	<p><b>Order or Prohibition</b></p> <ol style="list-style-type: none"> <li>1. Other road users may only use the pedestrians path if this is indicated by supplemental signs.</li> <li>2. In such a case vehicle operators must show due consideration to pedestrians and adjust their speed to the pedestrians traffic. Pedestrians may neither be endangered nor obstructed. If necessary, vehicle operators must wait.</li> </ol> <p><b>Explanation</b> The sign marks a foot path (sec 25, para (1), sent 1) where clarification is necessary.</p>
<p>19</p>	<p>Sign 240</p>  <p>Combined foot and bicycle path</p>	<p><b>Order or Prohibition</b></p> <ol style="list-style-type: none"> <li>1. Bicycles may not use the roadway but must use the combined foot and bicycle path (mandatory use of bicycle path).</li> <li>2. Other road users may not use the path.</li> <li>3. If other road users are permitted to use a combined foot and bicycle path by a supplemental sign, vehicle operators must show due consideration to pedestrians and bicycle riders. If necessary, all others must adjust their speed to the pedestrian traffic.</li> </ol> <p><b>Explanation</b> The sign also marks the foot path (sec 25, para (1), sent 1).</p>
<p>19</p>	<p>Sign 241</p>  <p>Separated bicycle and foot path</p>	<p><b>Order or Prohibition</b></p> <ol style="list-style-type: none"> <li>1. Bicycle riders may not use the roadway but must use the part of the separated bicycle and foot path reserved for bicycles (mandatory use of bicycle path).</li> <li>2. Other road users may not use the path.</li> <li>3. If other road users are permitted to use a separated bicycle and foot path by a</li> </ol>

Table A4.7. General and Special Danger Signs, Part 7.




		<p>supplemental sign, vehicle operators must show due consideration to pedestrians and bicycle riders. If necessary, all others must adjust their speed to the pedestrians traffic.</p> <p><b>Explanation</b> The sign also marks the foot path (sec 25, para (1), sent 1).</p>
<b>Part 6 Traffic prohibitions</b>		
26		<p><b>Order or Prohibition</b> The following signs 250 to 261 (traffic prohibitions) prohibit traffic entirely or partially with their meaning stated in column 2.</p> <p><b>Explanation</b> The following applies for signs 250 – 259: 1. Other kinds of traffic may be prohibited by signs of the same type with symbols pursuant to section 39, paragraph (7). 2. Two of the following prohibitions may be combined on one sign.</p>
28	<p>Sign 250</p>  <p>Prohibited for all types of vehicles</p>	<p><b>Explanation</b> 1. The sign does not apply to hand carriages, and in deviation from section 28, paragraph (2), neither to persons leading horses or driving cattle. 2. Motorcycles and bicycles may be pushed.</p>
29	<p>Sign 251</p>  <p>Motor vehicles prohibited</p>	<p><b>Explanation</b> Prohibited for motor vehicles and other multi-track vehicles.</p>
30	<p>Sign 253</p>  <p>Motor vehicles with an authorized weight exceeding 3.5 tons prohibited</p>	<p><b>Explanation</b> The prohibition applies to motor vehicles with an authorized total weight exceeding 3.5 tons, including their trailers and to tractors. Passenger cars and motor buses are exempted.</p>

Table A4.8. General and Special Danger Signs, Part 8.






<p>31</p>	<p>Sign 254</p>  <p>No bicycles</p>	<p>Prohibits entry for all bicycles beyond this point.</p>
<p>32</p>	<p>Sign 255</p>  <p>No motorcycles</p>	<p><b>Explanation</b> The prohibition applies to motorcycles, also with sidecar, light motorcycles or motorbikes.</p>
<p>33</p>	<p>Sign 259</p>  <p>No pedestrians</p>	<p>This prohibition applies to all pedestrian traffic beyond this point.</p>
<p>34</p>	<p>Sign 260</p>  <p>No motorcycles and motor vehicles</p>	<p><b>Explanation</b> The prohibition applies to motorcycles, also with sidecar, small motorcycles and motorbikes as well as to motor vehicles and other multi-track vehicles.</p>
<p>Re 36 to 40</p>		<p><b>Order or Prohibition</b> The following signs 262 to 266 prohibit participation in traffic for vehicles whose dimensions or weight, to include the load, exceeds the actual limit indicated on the respective sign.</p>
<p>41</p>	<p>Sign 267</p>  <p>No entry</p>	<p><b>Order or Prohibition</b> Vehicles may not enter the road.</p>

Table A4.9. General and Special Danger Signs, Part 9.





47	Sign 272  No U turns	<b>Order or Prohibition</b> Vehicle operators may not make a U turn.
<b>Part 7 Speed limits and no passing zones</b>		
49	Sign 274  Speed limit	<b>Order or Prohibition</b> Vehicle operators may not drive in excess of the indicated speed limit. <b>Explanation</b> 1. If the sign allows specific speed limits above 50 km/h within built-up areas this applies to all types of vehicles. 2. Outside built-up areas the maximum speed limits for certain types of vehicles (sec 3, para (3), numbers 2a and 2b, and sec 18, para (5)) remain in effect, if the sign allows a higher speed.
50	Sign 274.1  Limited speed zone	<b>Order or Prohibition</b> Within this zone vehicles may not drive in excess of the indicated maximum speed.
51	Sign 274.2  End of limited speed zone	This sign indicates the end of the prescribed maximum speed zone.

Table A4.10. General and Special Danger Signs, Part 10.





<p>Re 53 and 54</p>		<p><b>Order or Prohibition</b> The following signs 276 and 277 prohibit the passing of multi-track motor vehicles and motor cycles with sidecar. <b>Explanation</b> If a weight limit of 7.5 tons is indicated on a supplemental sign, the prohibition only applies if the authorized total weight of these motor vehicles, including their trailers, exceeds the indicated limit.</p>
	<p>Sign 276</p>  <p>No passing for motor vehicles of any type</p>	
	<p>Sign 277</p>  <p>No passing for motor vehicles in excess of 3.5 tons authorized weight</p>	<p><b>Explanation</b> No passing for motor vehicles with an authorized total weight exceeding 3.5 tons, including their trailers, and for tractors. Passenger cars and motor buses are exempted.</p>
<p>55</p>		<p><b>Explanation</b> The end of a prohibition applying to a certain road section will not be indicated, if the prohibition is only applicable for a short stretch and the length of the prohibition is indicated on a supplemental sign. The same applies if the sign indicating a prohibition to a certain road section is combined with a danger sign and the location leaves no doubt about the end of the indicated danger. Otherwise it will be marked by the signs 278 to 282.</p>

Table A4.11. General and Special Danger Signs, Part 11.

56	Sign 278  End of speed limit	
60	Sign 282  No prescribed speed limit	End of all speed and passing prohibitions applying to a certain road sections

<b>Part 8 No stopping and no parking</b>		
61		<p><b>Explanation</b></p> <ol style="list-style-type: none"> <li>1. The no stopping indicated by below signs 283 and 286 only apply to the side of the road on which they are installed. They apply up to the next junction or intersection or to the point where other traffic signs indicate different rules for parking vehicles.</li> <li>2. Temporary no stopping indicated by signs 283 and 286 suspend traffic signs or markings by which parking is permitted.</li> <li>3. The beginning of the no parking area may be identified by a white horizontal arrow pointing towards the roadway, its end may be identified by such arrow pointing away from the roadway. If the signs are repeated within the no stopping area one tip of the arrow points toward the road and the second one points away from it.</li> <li>4. The exemptions provided for by the supplemental signs under numbers 63.2 and 63.3 only apply if the parking permits are displayed or attached so that they are clearly legible.</li> </ol>

Table A4.12. General and Special Danger Signs, Part 12.






<p>62</p>	<p>Sign 283</p>  <p>Absolutely no stopping</p>	<p><b>Order or Prohibition</b> Vehicle operators may not stop on the roadway.</p>
<p>62.1</p>		<p><b>Order or Prohibition</b> The supplemental sign to sign 283 prohibits also stopping on the road shoulder.</p>
<p>63</p>	<p>Sign 286</p> 	<p><b>Order or Prohibition</b> 1. Vehicles may not stop on the roadway longer than 3 minutes, except for entering and exiting from a vehicle or for loading and unloading. 2. Loading transactions must be carried out without delay.</p>
<p>63.1</p>	<p>Restricted no stopping</p> 	<p><b>Order or Prohibition</b> This supplemental sign indicates that stopping longer than 3 minutes is also prohibited on the road shoulder, except for the purpose of entering and exiting or loading and unloading.</p>
<p>64</p>	<p>Sign 290.1</p>  <p>Restricted no stopping zone</p>	<p><b>Order or Prohibition</b> Vehicles may not stop in the marked zone longer than 3 minutes, except for entering and exiting from a vehicle or for loading and unloading. <b>Explanation</b> 1. Within the marked zone the restricted no stopping applies for all public traffic areas, unless other rules apply as indicated by traffic signs, traffic devices or markings. 2. A supplemental sign may allow parking for residents with a parking permit. 3. If indicated by supplemental signs parking within marked areas may be permitted with parking ticket or parking disc clock (sign 318). The parking permit, parking ticket or the parking disc clock must be displayed or attached so that it is clearly legible.</p>

Table A4.13. General and Special Danger Signs, Part 13.




65	Sign 290.2  End of Restricted no stopping zone	This sign indicates the end of the allowed parking zone.
<b>Part 9 Road markings</b>		
66	Sign 293  Pedestrian crosswalk	<b>Order or Prohibition</b> Vehicles may not stop on or up to 5m in front of pedestrian crosswalks.
67	Sign 294 	<b>Order or Prohibition</b> In addition to orders to wait or stop indicated on sign 206, or given by police officers, traffic lights or barriers, the stop line requires vehicles to stop at the line. If necessary, the vehicle operator must stop again at a point where the road which he intends to access can be overlooked.

Table A4.14. General and Special Danger Signs, Part 14.


<p>68</p>	<p>Sign 295</p>  <p>Solid white line separating lanes and delimiting the roadway</p>	<p><b>Order or Prohibition</b></p> <ol style="list-style-type: none"> <li>1. a) Vehicles must not cross or drive on the solid line.</li> <li>b) If the solid line separates the part of the roadway intended for oncoming traffic, vehicles must keep to the right of the line.</li> <li>c) If it delimits a paved shoulder, agricultural tractors and machinery, carts and similarly slow vehicles must keep to the right of the line outside built-up areas, if possible.</li> <li>d) Vehicles may not park on the roadway (sec 12, para (2)) if the width of the lane between the parked vehicle and the line delimiting the lane is less than 3 m.</li> </ol> <ol style="list-style-type: none"> <li>2. a) Vehicles may not stop to the left of the solid line delimiting the roadway if to the right of it there is a shoulder or special path.</li> <li>b) Vehicles may not cross the line separating the roadway and the center island of a traffic circle.</li> </ol> <p><b>Explanation</b></p> <ol style="list-style-type: none"> <li>1. If depicted as a lane delimitation line, the sign separates the part of the roadway reserved for oncoming traffic or multiple lanes of traffic travelling in the same direction.</li> <li>2. In order to separate oncoming traffic the delimitation line may consist of a double line.</li> <li>2.a) The solid line may also delimit the roadway from a shoulder or special path.</li> <li>b) Only vehicles which otherwise would not be able to drive in a traffic circle because of their size are exempt from the prohibition to cross the line separating the roadway from the center island of a traffic circle. They are authorized to cross the center island if endangering of other road users is excluded.</li> <li>d) If the line delimits a special path, it may be crossed if parking places are located beyond the line which otherwise cannot be reached and the users of special paths are neither endangered nor impeded.</li> </ol> <p>The roadway delimitation line may be crossed if a driveway is located beyond it which cannot be accessed otherwise.</p>
-----------	---	--

Table A4.15. General and Special Danger Signs, Part 15.

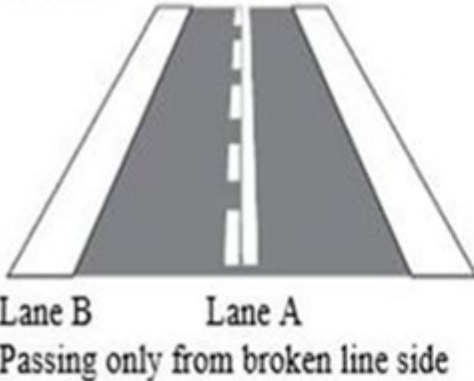


69	<p>Sign 296</p>  <p>Lane B      Lane A Passing only from broken line side</p>	<p><b>Order or Prohibition</b></p> <ol style="list-style-type: none"> <li>1. Vehicles may not cross the solid line or drive on it.</li> <li>2. Parking on the roadway is prohibited if the space between the parking vehicle and the solid line delimiting the lane is less than 3 m wide.</li> </ol> <p><b>Explanation</b></p> <p>The line marking requires that vehicles driving on lane B may cross the line if this is possible without endangering traffic.</p>
70	<p>Sign 297</p>  <p>Directional arrows</p>	<p><b>Order or Prohibition</b></p> <ol style="list-style-type: none"> <li>1. Vehicles must follow the direction of travel at the next intersection or junction, if center lines (sign 340) or traffic lane lines (sign 295) are painted between the arrows.</li> <li>2. Vehicles must not stop on the part of the roadway marked with arrows.</li> </ol> <p><b>Explanation</b></p> <p>By the arrows vehicles are advised to merge in good time and drive parallel in lanes. Vehicles which have merged into lanes may also be passed on the right.</p>
71	<p>Sign 297.1</p> 	<p><b>Explanation</b></p> <p>The advance arrow indicates a lane demarcation or the end of a lane. The arrow's design may be different from the one depicted</p>

Table A4.16. General and Special Danger Signs, Part 16.



<p>72</p>	<p>Advance arrow</p> <p>Sign 298</p>  <p>Off limits marking</p>	<p><b>Order or Prohibition</b></p> <p>Vehicles may not drive on the off-limits marking.</p>
<p>73</p>	<p>Sign 299</p>  <p>Marking for no stopping or no parking</p>	<p><b>Order or Prohibition</b></p> <p>Vehicles may not stop or park within the area marked for no stopping or no parking.</p> <p><b>Explanation</b></p> <p>Markings for no stopping and no parking areas designate, extend or reduce prescribed no stopping or no parking.</p>
<p>74</p>	<p>Parking area marking</p>	<p><b>Order or Prohibition</b></p> <p>Vehicles must comply with the placing ordered by the parking space markings.</p> <p><b>Explanation</b></p> <p>If parking spaces are clearly marked on roads, the markings determine the way vehicles must be placed. Markings in solid lines may be crossed.</p>

Table A4.17. Regulatory Signs.



1	2	3
No.	Sign and Supplemental Sign	Order or Prohibition Explanation
<b>Part 1 Orders to wait or stop</b>		
2	Sign 205  Yield right of way	<b>Order or Prohibition</b> Vehicles must give right of way. Stopping at a distance of up to 10 m in front of this sign is prohibited if the sign is concealed by the vehicle. <b>Explanation</b> The sign is put up directly in front of an intersection or junction. It may be announced by the same sign with a supplemental sign indicating the distance to the intersection.
3	Sign 206  Stop, yield right of way	<b>Order or Prohibition</b> 1. Vehicles must stop and yield right of way. 2. Vehicles may not stop at a distance of up to 10 m from the sign if it will be concealed by their vehicle. <b>Explanation</b> If there is no stop line (sign 294) the vehicle must stop at a point where the other road is in full view.

Table A4.18. Guiding Signs, Part 1.






1	2	3
No.	Sign and Supplemental Sign	Order or Prohibition Explanation
<b>Part 1 Priority signs</b>		
1	Sign 301  Right of way	<b>Explanation</b> The sign indicates right of way at the next intersection or junction.
2	Sign 306  Priority road	<b>Order or Prohibition</b> Outside built-up areas vehicles may not park on the roadways of priority roads. <b>Explanation</b> The sign indicates the right of way up to the next sign 205, Yield right of way”, sign 206 “Stop, yield right of way, or sign 307 “End of priority road”.
2.1		<b>Order or Prohibition</b> 1. Vehicles intending to follow the turning priority road need to indicate that clearly and in due time; they shall use the direction indicators. 2. They shall pay special attention to pedestrians. If necessary, they must wait. <b>Explanation</b> The supplemental sign to sign 306 shows the course of the priority road.
3	Sign 307  End of priority road	
4	Sign 308  Oncoming traffic must wait	

Table A4.19. Guiding Signs, Part 2.

Part 3 Parking	
7	<p>Sign 314</p>  <p>Parking area</p>
	<p><b>Order or Prohibition</b> Vehicles are not allowed to park in violation of restrictions on supplemental signs.</p> <p><b>Explanation</b></p> <ol style="list-style-type: none"> <li>1. Parking is allowed by this sign. <ol style="list-style-type: none"> <li>a) Parking may be restricted by a supplemental sign in particular regarding the time, vehicle types or parking with parking ticket.</li> <li>b) A supplemental sign with image 318 (parking disk clock) indicating a number of hours authorize parking with use of a parking disk for the indicated maximum time.</li> <li>c) A supplemental sign may exempt residents holding a parking permit from having to display a parking ticket.</li> <li>d) A supplemental sign with wheel chair symbol may limit parking to disabled persons whose ability to walk is severely impaired, who suffer from bilateral Amelia or Phocomelia or from comparable functions impairments, and to blind persons.</li> <li>e) Parking is only permitted if the parking ticket, the parking disk clock, or the parking permit is displayed or attached to be clearly legible.</li> <li>f) A supplemental sign may indicate that parking is subject to a fee.</li> </ol> </li> <li>2. The beginning of an area where parking is permitted may be marked on the sign by a white horizontal arrow pointing towards the roadway and its end by such an arrow pointing away from the roadway. If additional signs are put up inside the parking area one arrow tip points toward the roadway, the other one away from it.</li> <li>3. The sign combined with a supplemental sign with a black arrow points to bigger parking lots or parking garages. The sign may specify in addition whether it is a parking garage.</li> </ol>

Table A4.20. Guiding Signs, Part 3.




<p>8</p>	<p>Sign 314.1</p>  <p>Managed parking zone</p>	<p><b>Explanation</b></p> <p>1. This sign indicates that parking is permitted.</p> <p>Parking within the managed parking zone is only permitted with parking ticket or parking disk clock (image 318), unless stopping and parking is prohibited by law or by other traffic signs. The type of restriction is indicated on supplemental signs.</p> <p>2. A supplemental sign may exempt residents holding a parking permit from the requirement to use a parking ticket or parking disk clock.</p> <p>3. Parking is only authorized if the parking ticket, parking disk, or the parking permit is displayed or attached to be clearly legible.</p>
<p>9</p>	<p>Sign 314.2</p>  <p>End of managed parking zone</p>	
<p>11</p>	<p>Sign 318</p>  <p>Parking disk</p>	

Table A4.21. Guiding Signs, Part 4.




Part 4 Traffic controlled residential area		
12	Sign 325.1  Beginning of traffic controlled residential area	<b>Order or Prohibition</b> 1. Vehicles must drive at walking speed. 2. Vehicles may neither endanger nor impede pedestrians; if necessary, vehicles must wait. 3. Pedestrians may not obstruct vehicle traffic more than necessary. 4. Vehicles may neither endanger nor impede pedestrians; if necessary, vehicles must wait. Pedestrians may not obstruct vehicle traffic more than necessary. Vehicles are not allowed to park outside the areas marked for parking, except to enter or exit from the vehicle, or for loading and unloading.
13	Sign 325.2  End of a traffic controlled residential area	
Part 8 Road markings		
22	Sign 340  Lane line	<b>Order or Prohibition</b> 1. Vehicles may not cross the lane lines if traffic is endangered thereby. 2. Vehicles may cross bicycle refuge strips marked by lane lines on the roadway only if necessary. Bicycle riders may not be endangered. 3. Parking of vehicles on bicycle refuge strips marked by lane lines is prohibited. <b>Explanation</b> The bicycle traffic refuge strip may be marked with the "bicycle traffic" symbol on the pavement.

Table A4.22. Guiding Signs, Part 5.







<p>23</p>	<p>Sign 341</p>  <p>Waiting line</p>	<p><b>Explanation</b> The waiting line advises vehicles which have to yield right of way to wait at this point.</p>
<p><b>Part 9 Information signs</b></p>		
<p>24</p>	<p>Sign 350</p>  <p>Pedestrian crosswalk</p>	
<p>27</p>	<p>Sign 357</p>  <p>Dead end</p>	<p><b>Explanation</b> In the upper part of the traffic sign pictographs may indicate that the dead end is open for bicycle riders and/or pedestrians.</p>
<p><b>Part 1 Directions signs</b></p>		
<p>62</p>	<p>Sign 442</p>  <p>Direction sign</p>	<p><b>Explanation</b> Advance direction sign for specific vehicle traffic</p>
<p>63</p>	<p>Sign 421</p>  <p>Direction sign</p>	<p><b>Explanation</b> Advance direction sign for specific vehicle traffic</p>
<p>64</p>	<p>Sign 422</p>  <p>Direction sign</p>	<p><b>Explanation</b> Direction sign for specific vehicle traffic</p>

Table A4.23. Guiding Signs, Part 6.



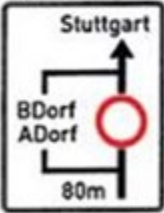

65		<b>Explanation</b> The course of the detour may be marked by:
66	Sign 454 	<b>Explanation</b> Detour direction sign or
Re 66 and 67		<b>Explanation</b> Sign 454 may be supplemented by a destination information on a sign installed above them. If the detour applies to specific types of vehicle traffic those will be indicated on a supplemental sign above the detour sign.
68		<b>Explanation</b> A temporary detour may be announced by sign 454
69	Sign 457.1 	<b>Explanation</b> Announcement of detour
70		<b>Explanation</b> However, only with distance information on a supplemental sign and, if necessary, destination information on an additional sign above.
71		<b>Explanation</b> The announcement may also be made by:
72	Sign 458 	<b>Explanation</b> A map drawing
73		<b>Explanation</b> The end of the detour may be indicated by:
74	Sign 457.2 	<b>Explanation</b> End of detour, or

Table A4.24. Guiding Signs, Part 7.




75	Sign 455.2 	<b>Explanation</b> End of detour
79	Sign 467.2 	<b>Explanation</b> This sign marks the end of a recommended route.
80		<b>Explanation</b> Traffic guiding panels show the course and the number of lanes, as for example:
82	Sign 531  Merging lane	

Table A4.25. Traffic Devices, Part 1.




1	2	3
No.	Sign and Supplemental Sign	Order or Prohibition Explanation
<b>Part I Devices to mark work areas and accident scenes or other temporary obstructions</b>		
1	Sign 600  Barrier	
2	 Arrow marker  Striped pillar	

Table A4.26. Traffic Devices, Part 2.








<p>3</p>	<p>Sign 628</p>  <p>Guide barrier with arrow striped pillar marker</p>	
<p>4</p>	<p>Sign 629</p>  <p>Guide board with arrow marker striped pillar</p>	
<p>5</p>	<p>Sign 610</p>  <p>Cone marker</p>	
<p>Re 1 to 7</p>		<ol style="list-style-type: none"> <li>1. The traffic devices prohibit driving on the road surface marked by them and guide traffic past this surface.</li> <li>2. Warning lamps fixed to these devices have red light if the entire roadway is blocked, otherwise they have yellow light or yellow flashing light.</li> <li>3. In combination with the barrier sign road bumps to caution the driver may be installed crosswise to the driving direction ahead of the barrier sign.</li> </ol>
<p><b>Part 2 Devices used to mark permanent obstructions or other dangerous spots</b></p>		
<p>8</p>	<p>Sign 625</p>  <p>Direction sign at curves</p>	<p>The direction sign at curves may also be installed in segments.</p>

Table A4.27. Traffic Devices, Part 3.

<p>9</p>	<p>Sign 626</p>  <p>Guiding panel</p>	
<p>10</p>	<p>Sign 627</p>  <p>Guiding symbol</p>	<p>Guiding symbols normally identify objects which restrict traffic. Their design is determined by their vertical, horizontal or curved installation, for example at buildings, building parts, scaffoldings.</p>
<p><b>Part 3 Devices used to mark the course of the road</b></p>		
<p>11</p>	<p>Sign 620</p>  <p>Guiding (right)                      posts(left)</p>	<p>In order to mark the course of a road, guide posts may be installed at the road sides, normally at intervals of 50 m, and in curves at smaller intervals.</p>

## Attachment 5

## BREATH AND BLOOD ALCOHOL LEVEL EQUIVALENTS

**A5.1. German to US Conversions.** The German police breathalyzer measures breath-alcohol concentration in milligrams per liter (mg/L). The United States measures blood-alcohol levels in grams per 100 milliliters (g/100 mL). The table converts German breath-alcohol levels into U.S. blood-alcohol levels applying a 2100:1 blood/breath ratio.

Table A5.1. German to US Conversions.

Breath Alcohol Level	Blood Alcohol Level	Breath Alcohol Level	Blood Alcohol Level	Breath Alcohol Level	Blood Alcohol Level
0.01	0.0021	1.68	0.3528	3.35	0.7035
0.02	0.0042	1.69	0.3549	3.36	0.7056
0.03	0.0063	1.70	0.3570	3.37	0.7077
0.04	0.0084	1.71	0.3591	3.38	0.7098
0.05	0.0105	1.72	0.3612	3.39	0.7119
0.06	0.0126	1.73	0.3633	3.40	0.7140
0.07	0.0147	1.74	0.3654	3.41	0.7161
0.08	0.0168	1.75	0.3675	3.42	0.7182
0.09	0.0189	1.76	0.3696	3.43	0.7203
0.10	0.0210	1.77	0.3717	3.44	0.7224
0.11	0.0231	1.78	0.3738	3.45	0.7245
0.12	0.0252	1.79	0.3759	3.46	0.7266
Breath Alcohol Level	Blood Alcohol Level	Breath Alcohol Level	Blood Alcohol Level	Breath Alcohol Level	Blood Alcohol Level
0.13	0.0273	1.80	0.3780	3.47	0.7287
0.14	0.0294	1.81	0.3801	3.48	0.7308
0.15	0.0315	1.82	0.3822	3.49	0.7329
0.16	0.0336	1.83	0.3843	3.50	0.7350
0.17	0.0357	1.84	0.3864	3.51	0.7371

<b>0.18</b>	0.0378		1.85	0.3885		3.52	0.7392
<b>0.19</b>	0.0399		1.86	0.3906		3.53	0.7413
<b>0.20</b>	0.0420		1.87	0.3927		3.54	0.7434
<b>0.21</b>	0.0441		1.88	0.3948		3.55	0.7455
<b>0.22</b>	0.0462		1.89	0.3969		3.56	0.7476
<b>0.23</b>	0.0483		1.90	0.3990		3.57	0.7497
<b>0.24</b>	0.0504		1.91	0.4011		3.58	0.7518
<b>0.25</b>	0.0525		1.92	0.4032		3.59	0.7539
<b>0.26</b>	0.0546		1.93	0.4053		3.60	0.7560
<b>0.27</b>	0.0567		1.94	0.4074		3.61	0.7581
<b>0.28</b>	0.0588		1.95	0.4095		3.62	0.7602
<b>0.29</b>	0.0609		1.96	0.4116		3.63	0.7623
<b>0.30</b>	0.0630		1.97	0.4137		3.64	0.7644
<b>0.31</b>	0.0651		1.98	0.4158		3.65	0.7665
<b>0.32</b>	0.0672		1.99	0.4179		3.66	0.7686
<b>0.33</b>	0.0693		2.00	0.4200		3.67	0.7707
<b>0.34</b>	0.0714		2.01	0.4221		3.68	0.7728
<b>0.35</b>	0.0735		2.02	0.4242		3.69	0.7749
<b>0.36</b>	0.0756		2.03	0.4263		3.70	0.7770
<b>0.37</b>	0.0777		2.04	0.4284		3.71	0.7791
<b>0.38</b>	0.0798		2.05	0.4305		3.72	0.7812
<b>0.39</b>	0.0819		2.06	0.4326		3.73	0.7833
<b>0.40</b>	0.0840		2.07	0.4347		3.74	0.7854
<b>0.41</b>	0.0861		2.08	0.4368		3.75	0.7875
<b>0.42</b>	0.0882		2.09	0.4389		3.76	0.7896
<b>0.43</b>	0.0903		2.10	0.4410		3.77	0.7917
<b>0.44</b>	0.0924		2.11	0.4431		3.78	0.7938

0.45	0.0945		2.12	0.4452		3.79	0.7959
0.46	0.0966		2.12	0.4452		3.80	0.7980
0.47	0.0987		2.14	0.4494		3.81	0.8001
0.48	0.1008		2.15	0.4515		3.82	0.8022
<b>Breath Alcohol Level</b>	<b>Blood Alcohol Level</b>		<b>Breath Alcohol Level</b>	<b>Blood Alcohol Level</b>		<b>Breath Alcohol Level</b>	<b>Blood Alcohol Level</b>
0.49	0.1029		2.16	0.4536		3.83	0.8043
0.50	0.1050		2.17	0.4557		3.84	0.8064
0.51	0.1071		2.18	0.4578		3.85	0.8085
0.52	0.1092		2.19	0.4599		3.86	0.8106
0.53	0.1113		2.20	0.4620		3.87	0.8127
0.54	0.1134		2.21	0.4641		3.88	0.8148
0.55	0.1155		2.22	0.4662		3.89	0.8169
0.56	0.1176		2.23	0.4683		3.90	0.8190
0.57	0.1197		2.24	0.4704		3.91	0.8211
0.58	0.1218		2.25	0.4725		3.92	0.8232
0.59	0.1239		2.26	0.4746		3.93	0.8253
0.60	0.1260		2.27	0.4767		3.94	0.8274
0.61	0.1281		2.28	0.4788		3.95	0.8295
0.62	0.1302		2.29	0.4809		3.96	0.8316
0.63	0.1323		2.30	0.4830		3.97	0.8337
0.64	0.1344		2.31	0.4851		3.98	0.8358
0.65	0.1365		2.32	0.4872		3.99	0.8379
0.66	0.1386		2.33	0.4893		4.00	0.8400
0.67	0.1407		2.34	0.4914		4.01	0.8421
0.68	0.1428		2.35	0.4935		4.02	0.8442
0.69	0.1449		2.36	0.4956		4.03	0.8463

<b>0.70</b>	0.1470		2.37	0.4977		4.04	0.8484
<b>0.71</b>	0.1491		2.38	0.4998		4.05	0.8505
<b>0.72</b>	0.1512		2.39	0.5019		4.06	0.8526
<b>0.73</b>	0.1533		2.40	0.5040		4.07	0.8547
<b>0.74</b>	0.1554		2.41	0.5061		4.08	0.8568
<b>0.75</b>	0.1575		2.42	0.5082		4.09	0.8589
<b>0.76</b>	0.1596		2.43	0.5103		4.10	0.8610
<b>0.77</b>	0.1617		2.44	0.5124		4.11	0.8631
<b>0.78</b>	0.1638		2.45	0.5145		4.12	0.8652
<b>0.79</b>	0.1659		2.46	0.5166		4.13	0.8673
<b>0.80</b>	0.1680		2.47	0.5187		4.14	0.8694
<b>0.81</b>	0.1701		2.48	0.5208		4.15	0.8715
<b>0.82</b>	0.1722		2.49	0.5229		4.16	0.8736
<b>0.83</b>	0.1743		2.50	0.5250		4.17	0.8757
<b>0.84</b>	0.1764		2.51	0.5271		4.18	0.8778
<b>Breath Alcohol Level</b>	<b>Blood Alcohol Level</b>		<b>Breath Alcohol Level</b>	<b>Blood Alcohol Level</b>		<b>Breath Alcohol Level</b>	<b>Blood Alcohol Level</b>
<b>0.85</b>	0.1785		2.52	0.5292		4.19	0.8799
<b>0.86</b>	0.1806		2.53	0.5313		4.20	0.8820
<b>0.87</b>	0.1827		2.54	0.5334		4.21	0.8841
<b>0.88</b>	0.1848		2.55	0.5355		4.22	0.8862
<b>0.89</b>	0.1869		2.56	0.5376		4.23	0.8883
<b>0.90</b>	0.1890		2.57	0.5397		4.24	0.8904
<b>0.91</b>	0.1911		2.58	0.5418		4.25	0.8925
<b>0.92</b>	0.1932		2.59	0.5439		4.26	0.8946
<b>0.93</b>	0.1953		2.60	0.5460		4.27	0.8967
<b>0.94</b>	0.1974		2.61	0.5481		4.28	0.8988

<b>0.95</b>	0.1995		2.62	0.5502		4.29	0.9009
<b>0.96</b>	0.2016		2.63	0.5523		4.30	0.9030
<b>0.97</b>	0.2037		2.64	0.5544		4.31	0.9051
<b>0.98</b>	0.2058		2.65	0.5565		4.32	0.9072
<b>0.99</b>	0.2079		2.66	0.5586		4.33	0.9093
<b>1.00</b>	0.2100		2.67	0.5607		4.34	0.9114
<b>1.01</b>	0.2121		2.68	0.5628		4.35	0.9135
<b>1.02</b>	0.2142		2.69	0.5649		4.36	0.9156
<b>1.03</b>	0.2163		2.70	0.5670		4.37	0.9177
<b>1.04</b>	0.2184		2.71	0.5691		4.38	0.9198
<b>1.05</b>	0.2205		2.72	0.5712		4.39	0.9219
<b>1.06</b>	0.2226		2.73	0.5733		4.40	0.9240
<b>1.07</b>	0.2247		2.74	0.5754		4.41	0.9261
<b>1.08</b>	0.2268		2.75	0.5775		4.42	0.9282
<b>1.09</b>	0.2289		2.76	0.5796		4.43	0.9303
<b>1.10</b>	0.2310		2.77	0.5817		4.44	0.9324
<b>1.11</b>	0.2331		2.78	0.5838		4.45	0.9345
<b>1.12</b>	0.2352		2.79	0.5859		4.46	0.9366
<b>1.13</b>	0.2373		2.80	0.5880		4.47	0.9387
<b>1.14</b>	0.2394		2.81	0.5901		4.48	0.9408
<b>1.15</b>	0.2415		2.82	0.5922		4.49	0.9429
<b>1.16</b>	0.2436		2.83	0.5943		4.50	0.9450
<b>1.17</b>	0.2457		2.84	0.5964		4.51	0.9471
<b>1.18</b>	0.2478		2.85	0.5985		4.52	0.9492
<b>1.19</b>	0.2499		2.86	0.6006		4.53	0.9513
<b>1.20</b>	0.2520		2.87	0.6027		4.54	0.9534

<b>Breath Alcohol Level</b>	<b>Blood Alcohol Level</b>	<b>Breath Alcohol Level</b>	<b>Blood Alcohol Level</b>	<b>Breath Alcohol Level</b>	<b>Blood Alcohol Level</b>
1.21	0.2541	2.88	0.6048	4.55	0.9555
1.22	0.2562	2.89	0.6069	4.56	0.9576
1.23	0.2583	2.90	0.6090	4.57	0.9597
1.24	0.2604	2.91	0.6111	4.58	0.9618
1.25	0.2625	2.92	0.6132	4.59	0.9639
1.26	0.2646	2.93	0.6153	4.60	0.9660
1.27	0.2667	2.94	0.6174	4.61	0.9681
1.28	0.2688	2.95	0.6195	4.62	0.9702
1.29	0.2709	2.96	0.6216	4.63	0.9723
1.30	0.2730	2.97	0.6237	4.64	0.9744
1.31	0.2751	2.98	0.6258	4.65	0.9765
1.32	0.2772	2.99	0.6279	4.66	0.9786
1.33	0.2793	3.00	0.6300	4.67	0.9807
1.34	0.2814	3.01	0.6321	4.68	0.9828
1.35	0.2835	3.02	0.6342	4.69	0.9849
1.36	0.2856	3.03	0.6363	4.70	0.9870
1.37	0.2877	3.04	0.6384	4.71	0.9891
1.38	0.2898	3.05	0.6405	4.72	0.9912
1.39	0.2919	3.06	0.6426	4.73	0.9933
1.40	0.2940	3.07	0.6447	4.74	0.9954
1.41	0.2961	3.08	0.6468	4.75	0.9975
1.42	0.2982	3.09	0.6489	4.76	0.9996
1.43	0.3003	3.10	0.6510	4.77	1.0017
1.44	0.3024	3.11	0.6531	4.78	1.0038
1.45	0.3045	3.12	0.6552	4.79	1.0059

1.46	0.3066		3.13	0.6573		4.80	1.0080
1.47	0.3087		3.14	0.6594		4.81	1.0101
1.48	0.3108		3.15	0.6615		4.82	1.0122
1.49	0.3129		3.16	0.6636		4.83	1.0143
1.50	0.3150		3.17	0.6657		4.84	1.0164
1.51	0.3171		3.18	0.6678		4.85	1.0185
1.52	0.3192		3.19	0.6699		4.86	1.0206
1.53	0.3213		3.20	0.6720		4.87	1.0227
1.54	0.3234		3.21	0.6741		4.88	1.0248
1.55	0.3255		3.22	0.6762		4.89	1.0269
1.56	0.3276		3.23	0.6783		4.90	1.0290
<b>Breath Alcohol Level</b>	<b>Blood Alcohol Level</b>		<b>Breath Alcohol Level</b>	<b>Blood Alcohol Level</b>		<b>Breath Alcohol Level</b>	<b>Blood Alcohol Level</b>
1.57	0.3297		3.24	0.6804		4.91	1.0311
1.58	0.3318		3.25	0.6825		4.92	1.0332
1.59	0.3339		3.26	0.6846		4.93	1.0353
1.60	0.3360		3.27	0.6867		4.94	1.0374
1.61	0.3381		3.28	0.6888		4.95	1.0395
1.62	0.3402		3.29	0.6909		4.96	1.0416
1.63	0.3423		3.30	0.6930		4.97	1.0437
1.64	0.3444		3.31	0.6951		4.98	1.0458
1.65	0.3465		3.32	0.6972		4.99	1.0479
1.66	0.3486		3.33	0.6993		5.00	1.0500
1.67	0.3507		3.34	0.7014			