

**BY ORDER OF THE
SECRETARY OF THE AIR FORCE**



AIR FORCE INSTRUCTION 36-2903

18 JULY 2011

Incorporating Change 4, 28 MAY 2015

AIR FORCE INSTRUCTION 36-2903

EGLIN AIR FORCE BASE

Supplement

19 SEPTEMBER 2017

Personnel

**DRESS AND PERSONAL APPEARANCE
OF AIR FORCE PERSONNEL**

COMPLIANCE WITH THIS PUBLICATION IS MANDATORY

ACCESSIBILITY: Publications and forms are available for downloading or ordering on the e-Publishing website at www.e-publishing.af.mil.

RELEASABILITY: There are no releasability restrictions on this publication.

OPR: AFPC/DPSIM

Certified by: AF/A1S
(Brigadier General Eden J. Murrie)

Pages: 201

(EGLINAFB)

OPR: 96 TW/CCC

Certified by: 96 TW/CC
(Brigadier General Christopher P. Azzano)

Pages: 9

This instruction implements Title 10 U.S.C., **Chapter 45**, *The Uniform, Department of Defense Instruction (DoDI) 1334.1, Wearing of the Uniform*, and Air Force Policy Directive (AFPD) 36-29, *Military Standards*. It provides responsibilities and standards for dress and personal appearance of all Air Force personnel and, consistent with DoDI 1300.17, *Accommodation of Religious Practices Within the Military Services*, the guidance for requesting religious apparel accommodation. It applies to all active duty Air Force members, members of the Air Force Reserve Command and members of the Air National Guard, retired and separated members. Ensure that all records created as a result of processes prescribed in this publication are maintained in accordance with (IAW) Air Force Manual (AFMAN) 33-363 *Management of Records*, and disposed of in accordance with the Air Force Records Distribution Schedule (RDS) located at <https://my.af.mil/afrim/afrims/afrims/rims.cfm>. This publication requires the

collection and or maintenance of information protected by the Privacy Act of 1974 authorized by Title 10, United States Code (U.S.C), Section 8013, Secretary of the Air Force. The applicable Privacy Act SORN(s) F036 AF PC C, *Military Personnel Records System* is available at <http://privacy.defense.gov/notices/usaf/>. Vigilance must be taken to protect Personally Identifying Information (PII) when submitting or sending nominations, applications or other documents to DoD agencies through government Internet, software applications, systems, e-mail, postal, faxing or scanning. In collaboration with the Chief of Air Force Reserve (AF/RE) and the Director of the Air National Guard (NGB/CF), the Deputy Chief of Staff for Manpower, Personnel, and Services (AF/A1) develops personnel policy for dress and personal appearance programs. The publication may supplemented at any level; all supplements must be approved by the Human Strategic Council prior to certification and approval.

Refer recommended changes and questions about this publication to Office of Primary Responsibility (OPR) using the AF Form 847, *Recommendation for Change of Publication*; route AF Form 847 to AFPC Publishing Office, 550 C Street West Suite 48, Randolph AFB Texas 78150-4750, or email afpc.publications@us.af.mil. Processing Supplements: Include all rules for local wear and additional uniform guidance in a supplement to this directive. Refer to AFI 33-360, *Publications and Forms Management*. MAJCOMS approve their base supplements if instructions are within the guidelines of the basic directive. Coordinate any proposals deviating from current policy with Headquarters Air Force Personnel Center, Special Programs Branch, (AFPC/DPSIM), 550 C Street West, Suite 37, Randolph Air Force Base, TX 78150-4737 before incorporating them into the supplement. DPSIM approves all MAJCOM and FOA supplements prior to being published. Ensure all are consistent with this instruction. Upon publication, send one copy and any changes to DPSIM.

Proposed ANG unit supplements are submitted through the state Adjutant General of the Air National Guard Readiness Center, NGB/DPF-FOC, for approval. Each unit sends a copy of its approved published supplement and changes to the appropriate Adjutant General and Air National Guard Bureau Readiness Center, Director of Personnel, upon publication. This publication may be supplemented at any level, but all direct Supplements must be routed to HQ AFPC/DPSIM for coordination prior to certification and approval. Recommended dress and personal appearance policy changes are submitted for consideration by the Air Force Virtual Uniform Board IAW **Chapter 13**, Paragraph 13.2. Failure to observe prohibitions and mandatory provisions of this Instruction in paragraphs 3.4.1 and 3.4.1.1, 3.4.2, 3.4.2.1 and 3.6.1 by military personnel is a violation of Article 92, *Uniform Code of Military Justice* (UCMJ). Violations may result in administrative disciplinary action without regard to otherwise applicable criminal or civil sanctions for violations of related laws. Dress and personal appearance standards that are not listed as authorized in the publication are unauthorized.

(EGLINAFB) This publication supplements Air Force Instruction (AFI) 36-2903, Dress and Personal Appearance of Air Force Personnel. It establishes policies and procedures specific to Eglin AFB and its associate units to include all Air Force Personnel (Active Duty, Guard, and Reserve) assigned or attached to Eglin AFB and those who are in transit through Eglin AFB. Refer recommended changes and questions about this publication to the office of primary responsibility (OPR) using the AF Form 847, *Recommendation for Change of Publication*. Ensure that all records created as a result of processes prescribed in this publication are maintained IAW Air Force Manual (AFMAN) 33-363, *Management of Records*, and disposed of

IAW Air Force Records Information Management System (AFRIMS) Records Disposition Schedule (RDS). The use of the name or mark of any specific manufacturer, commercial product, commodity, or service in this publication does not imply endorsement by the Air Force.

SUMMARY OF CHANGES

This interim change revised AFI 36-2903 by updating the verbiage in various paragraphs to incorporate AF/A1 uniform wear policy decisions. Changes provide clarification on other services' qualification badges and morale patches; added wear of the Friday morale undershirt, patches and name tags to Friday, Saturday or Sunday for Reserve and ANG personnel or during special events; added authorization to place officially approved organizational emblems on the front and/or back of the morale undershirt; added guidance that morale undershirt can be worn with the PTU/IPTU on Fridays for AD personnel and on Friday, Saturday or Sundays for AF Reserve/ANG personnel; added Security Forces shield as an optional item to be worn on mess dress; added Fire Protection and Security Forces shield as an optional item for sage green fleece; added white athletic style tank top undershirt as an option for open collared blue shirts and provided clarity to athletic style undershirt; Other minor administrative corrections were made to add clarity as appropriate.

Chapter 1— GENERAL INFORMATION	10
1.1. Basic Philosophy and Enforceability.....	10
1.2. Wear of the Air Force Uniform.	10
1.3. Optional Wear of the Air Force Uniform.....	11
1.4. When NOT to wear the Air Force Uniform.....	12
1.5. How Members Acquire Uniform Items.	13
1.6. (Added-EGLINAFB) Dining Facility Dress Code.	13
Chapter 2— ROLES AND RESPONSIBILITIES	15
2.1. Chief of Staff of the Air Force (CSAF).	15
2.2. Chief Master Sergeant of the Air Force (CMSAF).....	15
2.3. Deputy Chief of Staff of the Air Force for Manpower, Personnel and Services (AF/A1).....	15
2.4. Uniforms and Recognition Branch, Headquarters Air Force (AF/A1SOU).	15
2.5. Air Force Personnel Center Special Programs Branch (AFPC/DPSIM).	15
2.6. Major Command (MAJCOM), Combatant Command (COCOM) and Theater Commanders.	15
2.7. Numbered Air Force (NAF), Direct Reporting Unit (DRU) and Field Operating Agency (FOA) Commanders.	15

2.8.	Wing Commanders or Equivalent.....	16
2.9.	Force Support Squadron (FSS).....	16
2.10.	Commander or Equivalent.....	17
2.11.	First Sergeant.....	17
2.12.	Supervisor.....	17
2.13.	All Airmen/Individual Responsibilities.....	17
Chapter 3— GROOMING AND APPEARANCE STANDARDS		19
3.1.	Personal Grooming Standards.....	19
Figure 3.1.	Male Hair Grooming Standards.....	21
Figure 3.2.	Female Hair Grooming Standards	23
3.2.	Fingernails.....	23
3.3.	Cosmetics.....	23
3.4.	Tattoos/Brands/Body Markings.....	23
Figure 3.3.	Tattoo Measurement Guide.....	25
Figure 3.4.	Female Hair Standards.....	26
Figure 3.5.	Example Authorized Scrunchie	27
Figure 3.6.	Authorized Braids.....	27
Figure 3.7.	Unauthorized Female Hair Styles	27
3.5.	Body Piercing/Ornamentation.....	28
3.6.	Body Alteration/Modification.....	29
Chapter 4— DRESS UNIFORMS		30
4.1.	Men’s Formal Dress Uniform (Officer Only).....	30
4.2.	Women’s Formal Dress Uniform (Officer Only).....	32
4.3.	Men’s Mess Dress Uniform (Mandatory for Officers/Optional for Enlisted).....	34
Figure 4.1.	Men’s Mess Dress Uniform.....	35
4.3.	(EGLINAFB) Optional, but highly encouraged for enlisted E-7 and above.....	38
4.4.	Women’s Mess Dress Uniform (Mandatory for Officers/Optional for Enlisted) ..	38
Figure 4.2.	Women’s Mess Dress Uniform.....	38
4.4.	(EGLINAFB) Optional, but highly encouraged for enlisted E-7 and above.....	41

4.5.	Maternity Mess Dress Uniform (Mandatory for Officers/Optional for Enlisted)...	42
Figure 4.3.	Maternity Mess Dress Uniform.	42
4.6.	Men’s Semi-Formal Dress Uniform (Enlisted Only).....	44
Figure 4.4.	Men’s Semi-Formal Dress Uniform	45
4.7.	Women’s Semi-Formal Dress Uniform (Enlisted Only).	47
Figure 4.5.	Women’s Semi-Formal Dress Uniform.	47
4.8.	Maternity Semi-Formal Dress Uniform (Enlisted Only).	49
Figure 4.6.	Maternity Semi-Formal Dress Uniform.....	49
4.9.	Men’s Service Dress Uniform (Class A).	50
Figure 4.7.	Men’s Service Dress Uniform.	51
4.10.	Women’s Service Dress Uniform (Class A).	55
Figure 4.8.	Women’s Service Dress Uniform.	56
4.11.	Maternity Service Dress Uniform (Class A).....	60
Figure 4.9.	Maternity Service Dress Uniform (Jumper).....	62
4.12.	Men’s Blue Service Uniform (Class B).	63
Figure 4.10.	Men’s Long Sleeve Blue Shirt.	65
Figure 4.11.	Men’s Short Sleeve Shirt.	66
4.13.	Women’s Blue Service Uniform (Class B).....	67
Figure 4.12.	Women’s Long Sleeve Blue Blouse.	68
Figure 4.13.	Women’s Short Sleeve Blue Blouse.	70
4.14.	Maternity Blue Service Uniform (Class B) Jumper, Slacks or Skirt.	71
Figure 4.14.	Maternity Jumper.....	71
Figure 4.15.	Women’s Long Sleeve Maternity Blouse.	72
Figure 4.16.	Maternity Short Sleeve Blue Blouse.....	74
Chapter 5— UTILITY UNIFORMS		75
5.1.	Airman Battle Uniform (ABU), Men’s, Women’s, and Maternity.....	75
Figure 5.1.	Airman Battle Uniform (Women’s and Men’s).....	77
Figure 5.2.	Maternity Airman Battle Uniform (ABU).	79
5.2.	DELETED.	80

5.3.	DELETED.	80
Chapter 6— OUTER GARMENTS, HEADGEAR, RANK INSIGNIA AND ACCESSORIES		82
6.1.	Outer Garments.....	82
Figure 6.1.	Pullover Sweater.....	82
Figure 6.2.	Cardigan (blue) sweater.....	84
Figure 6.3.	Lightweight Blue Jacket (Men’s and Women’s).	85
Figure 6.4.	All-Purpose Environmental Clothing System (APECS).....	88
Figure 6.5.	Sage Green Fleece Jacket.....	89
6.2.	Headgear.	90
Figure 6.6.	Service Cap.....	91
Figure 6.7.	Service Cap Insignia.	91
Figure 6.8.	Service Cap Visor Insignia.	92
Figure 6.9.	Men’s Flight Cap.	93
Figure 6.10.	Women’s Flight Cap.....	93
Figure 6.11.	ABU Cap.....	95
6.3.	Jewelry, Eyewear, Electronic Devices, Bags, Backpacks, Cold Weather and Other Accessories.	96
6.4.	Footwear.	99
6.5.	Undergarments. (Mandatory).....	102
Chapter 7— PHYSICAL TRAINING UNIFORM		104
7.1.	Physical Training Uniform (PTU) and Improved Physical Training Uniform (IPTU).	104
Figure 7.1.	Physical Training Uniform (PTU) & Improved Physical Training Uniform (IPTU) Running Suit.....	104
Figure 7.2.	PTU & IPTU Optional Items (Long Sleeve T-Shirt and Long Sleeve Sweat Shirt).	106
Figure 7.3.	IPTU Jacket with IPTU Short.....	109
Chapter 8— FLIGHT DUTY UNIFORM		111
8.1.	Flight Duty Uniform (FDU) and Desert Flight Duty Uniform (DFDU) Wear Guidance.	111

Figure 8.1.	Flight Duty Uniform. DELETE.	111
	8.2. Authorized FDU/DFDU Wear.	111
Figure 8.2.	Desert Flight Duty Uniform.	112
	8.3. Restrictions.	112
	8.4. Flight Clothing Accoutrements.	114
Figure 8.3.	Flight Duty Uniform with Accoutrements.	115
	8.5. Over Garments.	116
Figure 8.4.	Flight Jacket.	116
Figure 8.5.	Leather A-2 Flying Jacket.	117
	8.5. (EGLINAFB) Morale patches, tabs, and nametags may be worn on flight jackets during associated uniform days as described in previous paragraphs.	118
	8.6. Headgear.	118
	8.7. Undergarments.	118
	8.8. Socks.	119
	8.9. Footwear.	119
	8.10. Gloves.	119
	8.11. Cell phone, Pager and Personal Digital Assistant.	119
Chapter 9— DISTINCTIVE UNIFORMS, ITEMS AND EQUIPMENT		120
	9.1. Organizational Clothing and Equipment.	120
	9.2. Informal Uniform.	120
Figure 9.1.	Informal Uniform.	121
	9.3. USAF Honor Guard and Arlington National Cemetery Chaplains.	121
	9.4. Installation and Base Honor Guard, Color Guard, Drill Team and Military Funeral Detail.	123
	9.5. USAF Band, USAF Academy Band and USAF Regional Band.	124
	9.6. Security Forces.	125
	9.7. Air Force Food Service.	127
	9.8. Flight Attendant Uniforms.	129
	9.9. Medical Scrubs.	131

9.10.	Equestrian Competition Service Dress Configuration.....	131
9.11.	Miscellaneous Uniforms.....	132
9.12.	Religious Accommodation.....	135
9.13.	(Added-EGLINAFB) Air Force Special Operations Command (AFSOC)/Associated Auxiliary Fields	137
9.14.	(Added-EGLINAFB) Explosive Ordnance Disposal (EOD).....	137
Chapter 10— BADGES AND SPECIALTY INSIGNIA.		142
10.1.	Badges and Specialty Insignia.....	142
10.2.	Chaplain, Aeronautical, Space, Cyberspace and Missile Operations Badges.....	142
10.3.	Duty Badges and Insignias.....	144
10.4.	Occupational Badges.....	147
10.5.	Qualification and Miscellaneous Badges and Patches.....	149
10.6.	Additional Badge Information.....	151
10.7.	Placement of Badges.....	151
10.8.	Establishing a New Badge.....	156
Chapter 11— AWARDS AND DECORATIONS		158
11.1.	Wear Instructions.....	158
11.2.	Foreign Decorations.....	158
11.3.	Non-Air Force Service Awards	158
11.4.	Wear of Awards and Decorations by Retirees and Honorably Discharged Veterans.....	159
11.5.	Order of Precedence.....	159
Figure 11.1.	Arrangement of Ribbons.....	170
11.6.	Description of Medals and Ribbons.....	170
11.7.	Devices on Medals and Ribbons.....	171
Figure 11.2.	Placement of Devices on Medals and Ribbons.....	174
11.8.	Placement of Medals on Civilian Dress Coat or Jacket.....	174
Chapter 12— RESERVE, AIR NATIONAL GUARD, RETIRED AND SEPARATED PERSONNEL		176
12.1.	Reserve Personnel.....	176

12.2.	Air National Guard (ANG) Personnel.	176
12.3.	Air Reserve Technician.....	177
12.4.	Retired Personnel.....	177
12.5.	Medal of Honor Recipients.....	178
12.6.	Separated Personnel.....	178
Chapter 13—	UNIFORM POLICY CHANGES	179
13.1.	Supplements.....	179
13.2.	Air Force Virtual Uniform Board (AFVUB).	179
13.3.	Out-of-Cycle Request.	180
13.4.	Functional Authority.....	180
13.5.	Exception-to-Policy.	180
13.6.	Air Force Academy Uniform Board.	180
13.7.	Test Uniforms.	181
Attachment 1—	GLOSSARY OF REFERENCES AND SUPPORTING INFORMATION	182
Attachment 2—	RANK INSIGNIA	188
Attachment 3—	OCCUPATIONAL BADGES	190
Attachment 4—	DUTY BADGES	192
Attachment 5—	QUALIFICATION BADGES & GRADUATE PATCHES	194
Attachment 6—	BERETS	197
Attachment 7—	PAST, PRESENT AND FUTURE PHASEOUT DATES FOR UNIFORM ITEMS	198
Attachment 8—	AF FORM 4428 COMPLETION INSTRUCTIONS	200
Attachment 9—	(Added-EGLINAFB) EGLIN AIR FORCE BASE APPROVED NO- HAT/NO-SALUTE AREAS	201

Chapter 1

GENERAL INFORMATION

1.1. Basic Philosophy and Enforceability.

1.1.1. The Air Force philosophy is that the uniform will be plain, distinctive, and standardized. This standardization includes a minimum and maximum number of authorized badges, insignia, and devices.

1.1.2. Pride in one's personal appearance and wearing the uniform, greatly enhances the esprit de corps essential to an effective military force. Therefore, it is most important for all Airmen to maintain a high standard of dress and personal appearance. The five elements of this standard are neatness, cleanliness, safety, uniformity, and military image. The first four are absolute, objective criteria needed for the efficiency and well-being of the Air Force. The fifth, military image is subjective, but necessary. Appearance in uniform is an important part of military image. Judgment on what is the proper image differs in and out of the military. The American public and its elected representatives draw certain conclusions on military effectiveness based on the image Airmen present. The image must instill public confidence and leave no doubt that Airmen live by a common standard and respond to military order and discipline. The image of a disciplined and committed Airman is incompatible with the extreme, the unusual, and the fad. Every Airman has a responsibility to maintain an "acceptable military image," as well as the right, within limits, to express individuality through his or her appearance.

1.1.3. A very important part of the military image an Airman projects and the impression they create is how he/she wears their uniform. As with other personal appearance standards, the Air Force emphasizes a "neat, clean, professional" image. Member's have a responsibility to keep their uniform clean, pressed (excluding the Airman Battle Uniform) and in good repair. Also, members are responsible for knowing the authorized uniform combinations and the correct placement of ribbons, insignia, badges and other uniform items.

1.1.4. Commanders do not have the authority to waive grooming and appearance standards except as identified in [Chapter 3, paragraph 3.1.2.3](#) of this instruction.

1.2. Wear of the Air Force Uniform.

1.2.1. Except when authorized to wear civilian clothes, Airmen will wear the appropriate Air Force uniform while performing military duties.

1.2.2. Airmen assigned to non-Air Force organizations will wear the Air Force equivalent of the order of dress prescribed. For example, if the non-Air Force organization prescribes a utility uniform as the uniform of the day, assigned Airmen will wear the Airman Battle Uniform.

1.2.3. Airmen attending a military event, either social or official, must wear the appropriate uniform or civilian attire as requested by the host/hostess or directed by the commander.

1.2.4. Commanders will not direct the wear of optional items unless they are provided at no cost to Airmen. Commanders will not prohibit the wear of optional items, except when uniformity is required as identified in [Chapter 2, paragraph 2.10.6](#) of this instruction.

1.2.5. Airmen may alter uniform clothing to improve fit; however, alterations will not change the intended appearance or required function of the uniform as designed. Individuals may sew down unused pockets but no policy will be established to make it mandatory. **Note:** Maternity uniforms may be worn for up to six months after delivery

1.2.6. Airmen who are separated (other than retired ANG or Reserve) **with** war time service and served honorably in the Air Force, may wear the uniform prescribed at the date of member's discharge or any of the uniforms authorized for current active duty personnel, including the dress uniforms . See [paragraph 12.6.1](#).

1.2.7. Airmen who are separated (other than retired ANG or Reserve) **without** war time service, may wear the uniform from place of discharge to home, within three months after discharge. They will wear the highest rank authorized at the time of separation. See [paragraph 12.6.2](#).

1.2.8. Airmen discharged for bad conduct, undesirability, unsuitability, inaptitude, or other than honorably will not wear the Air Force uniform upon discharge.

1.2.9. While portraying a member of the Air Force, an actor in a theatrical or motion-picture production may wear the uniform of the Air Force if the portrayal does not tend to discredit the armed forces. Refer to Title 10 U.S.C. Section 772 (f).

1.2.10. While attending a course of military instruction conducted by the Army, Navy, Air Force, or Marine Corps. IAW AFI 36-801, *Uniforms for Civilian Employees*, a civilian may wear the Air Force uniform equivalent to the uniform prescribed by that armed force if the wear of such uniform is authorized by the Air Education and Training Command (AETC) Commander or sister service equivalent. If worn, civilians will conform to the same standards of appearance, practices, and conduct in uniform prescribed for active duty members.

1.2.11. An instructor or member of the organized cadet corps of a state university or college, a public high school, or an educational institution having a regular course of military instruction in military science and tactics from a member of the Air Force may prescribe wear of an Air Force uniform if it includes distinctive insignia prescribed by the Secretary of the Air Force to distinguish it from the uniform worn by active duty, guard, and reserve Airmen. The uniform prescribed will not include insignia of rank the same as, or similar to, those prescribed for officers in the Army, Navy, Air Force, or Marine Corps.

1.2.12. Officers are authorized to wear the rank insignia of the next higher rank if they have been frocked to that rank. Refer to Title 10 U.S. Code Section 777 for details on being "frocked" to the next higher rank. For ANG State Adjutant Generals, see [Chapter 12, paragraph 12.2.5](#); all other Airmen in a "Title 10" status will wear their federally recognized rank at all times.

1.2.13. Authorized headgear will be worn while outdoors unless in an area designated as a "no hat" area by the installation commander or equivalent. Headgear will also be worn indoors by armed Security Forces personnel or others bearing arms while performing duties.

1.3. Optional Wear of the Air Force Uniform.

1.3.1. During Travel. When traveling in an official capacity on commercial air, in CONUS (to include Alaska and Hawaii), the Service Dress uniform (Class A), Blue uniform (Class

B), or Airman Battle Uniform (ABU) may be worn, as appropriate. Wear of the flight duty uniform is not authorized.

1.3.2. When traveling in an official capacity on commercial air overseas, Airmen should first consult the Department of Defense (DoD) foreign clearance guide.

1.3.3. If departing from and arriving at a military airfield via government aircraft or contracted US government commercial flights, any authorized combination of the uniform is appropriate.

1.3.4. If departing from or arriving at commercial airports in CONUS (to include Alaska and Hawaii) any authorized combination of uniform, except the flight duty uniform, is appropriate.

1.3.5. Those choosing to wear civilian clothing in lieu of a uniform during official travel will ensure it is neat, clean, warm enough for in-flight operations, and appropriate for the mode of travel and destination. Examples of inappropriate clothing include: ripped, torn, frayed, or patched clothing, tank tops, extremely short shorts/skirts, undergarments worn as outer garments, bathing suits, and any garments which are revealing or contain obscene, profane, or lewd words or drawings.

1.3.6. Any uniform is authorized while attending off duty education conducted off a military installation.

1.4. When NOT to wear the Air Force Uniform.

1.4.1. At a meeting of, or sponsored by an organization, association, movement, or group that:

1.4.1.1. The Attorney General of the United States has named as totalitarian, fascist, communist or subversive.

1.4.1.2. Advocates or approves acts of force or violence to deny others their rights under the Constitution of the United States.

1.4.1.3. Seeks to change the United States Government by unconstitutional means.

1.4.2. While participating in public speeches, interviews, picket lines, marches or rallies or in any public demonstration when participation may imply Air Force sanction of the cause.

1.4.3. At any public meeting, demonstration, march, rally or interview if the purpose may be to advocate, express or approve opposition to the Armed Forces of the United States.

1.4.4. When it would discredit the Armed Forces.

1.4.5. When discharged for bad conduct, undesirability, unsuitability, inaptitude, or other than honorably, Airmen will not wear the Air Force uniform upon discharge.

1.4.6. While furthering political activities, private employment or commercial interest.

1.4.7. While working in an off-duty, civilian capacity.

1.4.8. While participating in civilian court proceedings when the conviction would bring discredit to the Air Force.

1.4.9. While in civilian attire. Do not mix or wear military unique uniform items with civilian clothes; for example, rank insignia, cap devices, badges, and other US or Air Force

insignia, devices, buttons, etc. **Exception:** Tie tacks and lapel pens are authorized when wearing business attire.

1.4.10. When wearing combinations of uniform items not specifically prescribed in this AFI.

1.4.11. When uniform items do not meet Air Force specifications.

1.4.12. When off base eating at restaurants where most diners wear business attire or at establishments that operate primarily to serve alcohol, do not wear utility type uniforms such as ABUs, etc., or the flight duty uniform.

1.4.13. Air Force personnel may not wear their military uniforms when using frequent flyer miles to upgrade to business or first class. Thus, even when an upgrade to business or first class accommodations is legitimate, military personnel should avoid wearing the uniform to avoid the public perception of the misuse of government travel resources, which generates unnecessary complaints.

1.5. How Members Acquire Uniform Items.

1.5.1. Officers and Enlisted Personnel.

1.5.1.1. Purchase clothing items from the Army and Air Force Exchange Service (AAFES) Military Clothing Sales Stores (MCSS) supplied by the Defense Supply Center Philadelphia (DSCP). For optional items such as pumps, purses, etc, commercial vendors may be used.

1.5.1.2. Do not purchase uniform items from unauthorized manufacturers—if it is not authorized or mentioned in this AFI, then it is not authorized for wear (**Exception:** Allowance Standard (AS) 016 items authorized by commander). The omission of a specific item or appearance standard does not automatically permit its wear.

1.5.2. Officer Personnel. Procure and maintain all items necessary to meet standards of dress for assigned duties and mission requirements.

1.5.3. Enlisted Personnel. Procure and maintain all mandatory clothing items listed in AFI 36-3014, *Clothing Allowances for Air Force Personnel*. Request a civilian clothing allowance in accordance with AFI 36-3014, when required by competent authority to wear civilian clothes (for reasons such as safety or security) while performing assigned duties.

1.6. (Added-EGLINAFB) Dining Facility Dress Code. The following dress code policy will be enforced in all Eglin Air Force Base dining facilities as applicable:

1.6.1. **(Added-EGLINAFB)** The Lift Flight Kitchen is considered an immediate work area for flight line personnel. Flight line Airmen may wear Airman Battle Uniforms (ABUs) without blouse or hat while traveling directly from the flight line for a carry-out meal and returning directly to the flight line for duty.

1.6.2. **(Added-EGLINAFB)** Shirts and footwear must be worn. Tank tops and/or altered tops (i.e. sleeves cut off/sides cut out) are not authorized. Midriffs must be covered. All headgear must be removed including du-rag/wave caps. Exceptions: 1.) Armed Security Forces personnel may wear uniform cover; 2.) religious apparel may be worn, and 3.) sleeveless business attire customarily worn in professional settings authorized.

1.6.3. **(Added-EGLINAFB)** Fitness clothes drenched in sweat, filthy or tattered clothing, swimwear, pajama bottoms, extremely short shorts/skirts showing buttocks, or clothing with obscenities will not be permitted inside the dining facility. All clothing should be in good taste and appropriate.

1.6.4. **(Added-EGLINAFB)** Personnel subject to this instruction who are not dressed appropriately will be asked to leave.

Chapter 2

ROLES AND RESPONSIBILITIES

2.1. Chief of Staff of the Air Force (CSAF). Acts as the final approval authority for new Air Force uniform designs, major changes to current Air Force uniforms and Air Force Virtual Uniform Board (AFVUB) recommendations.

2.2. Chief Master Sergeant of the Air Force (CMSAF). Acts as the senior Enlisted Advisor to the CSAF for dress and personal appearance matters affecting enlisted Airmen.

2.3. Deputy Chief of Staff of the Air Force for Manpower, Personnel and Services (AF/A1). Establishes dress and personal appearance policy; serves as Chairman of the AFVUB or appoints a designee; acts as approval authority on exception-to-policy/waiver requests for this instruction.

2.4. Uniforms and Recognition Branch, Headquarters Air Force (AF/A1SOU). Office of Primary Responsibility (OPR) for applicable exception-to-policy, waiver, and policy change requests; OPR for the AFVUB.

2.5. Air Force Personnel Center Special Programs Branch (AFPC/DPSIM). Provide dress and personal appearance guidance to MAJCOM, COCOM, and HQ USAF DRU/FOA Directors of Personnel and Airmen. OPR for this AFI and administrative change (AF Form 847, *Recommendation for Change of Publication*) requests to this AFI.

2.6. Major Command (MAJCOM), Combatant Command (COCOM) and Theater Commanders. May supplement this instruction with dress and personal appearance guidance specific to the command (supplements must be approved by AFPC/DPSIM prior to being published). *Note:* For the purpose of this AFI, the National Guard Bureau (NGB) is considered a MAJCOM.

2.6.1. Theater commanders prescribe the dress and personal appearance standards in the theater of operations.

2.6.2. Authorize wear of functional clothing with service uniforms.

2.6.3. Authorize wear of civilian clothing on-duty and standardize clothing by activity.

2.6.4. Prescribe wear of rank insignia, unit emblems, etc. on organizational or functional clothing.

2.6.5. Determine acceptable off-base wear for all uniforms.

2.6.6. Provide at no cost to members, required items directed to wear.

2.6.7. Specify motorcycle and bicycle patrol uniforms for security forces personnel.

2.6.8. Prescribe wear of "Personal Hydration Systems".

2.6.8.1. (**Added-EGLINAFB**) Tan, black, sage green or ABU print "personal hydration systems" are authorized with ABUs, Flight Duty Uniforms (FDU), Physical Training Gear (PTG) while on home station.

2.7. Numbered Air Force (NAF), Direct Reporting Unit (DRU) and Field Operating Agency (FOA) Commanders. May supplement the MAJCOM, COCOM, or if appropriate, this

AFI (e.g. Air Force Office of Special Investigations), with guidance specific to the NAF, DRU, or FOA. Supplements must be approved by AFPC/DPSIM.

2.8. Wing Commanders or Equivalent. May supplement the NAF dress and personal appearance instruction with guidance specific to the installation. If a NAF instruction does not exist, the wing commander or equivalent may supplement the MAJCOM instruction. Supplements must be approved by the NAF, or if appropriate, the MAJCOM.

2.8.1. Further authorize specific guidance on wear of functional clothing with service uniforms that have previously been approved by the NAF or MAJCOM commander.

2.8.2. Coordinate guidance with tenant wings/units.

2.8.3. Prohibit offensive civilian clothes and personal grooming based on legal, moral, safety, or sanitary grounds.

2.8.4. Require protective or reflective items when safety considerations make it appropriate.

2.8.5. Authorize wear of Allowance Standard (AS) 016 approved organizational clothing and equipment.

2.8.6. Process requests for approval of distinctive clothing items. See [chapter 13](#)

2.8.7. Provide at no cost to enlisted members required organizational or functional items directed for wear.

2.8.8. Process requests for issue allowance organizational or functional clothing items according to AFMAN 23-110V2, *USAF Supply Manual*. Provide at no cost to officers, optional items directed for wear.

2.8.9. Prescribe wear of outer garments and accessories with security forces uniforms. Process requests for issue allowance according to AFMAN 23-110V2.

2.8.10. Prescribe wear of uniform during sporting events.

2.8.10.1. **(Added-EGLINAFB)** Uniforms during sporting events are authorized. Members attending local youth practices or games are authorized to wear UOD. Members who are attending professional or semiprofessional games or events in an official capacity or representing the installation will be required to wear the service uniform or service dress uniform unless directed otherwise.

2.8.11. Installation commanders or equivalent designate “no-hat” areas on military installations.

2.8.11.1. **(Added-EGLINAFB)** Attachment 9 lists the approved no-hat/no-salute areas. No-hat/no-salute areas will be visibly marked and unit commanders will brief their personnel on the designated areas with particular emphasis on the limits of such areas. Commanders have the authority to designate temporary no-hat/no-salute areas to accommodate special functions as deemed appropriate.

2.9. Force Support Squadron (FSS). Base-level OPR for this instruction and all applicable supplements. Assists the commander or designated representative in interpreting this instruction and all applicable supplements.

2.10. Commander or Equivalent . All references to commander authority, throughout this instruction, include civilian leaders as authorized by public law and the Uniform Code of Military Justice (UCMJ).

2.10.1. Enforces dress and personal appearance standards and defines “conservative,” “faddish,” and other terms not specifically defined in this publication or applicable supplements.

2.10.2. Ensures uniform items are consistent and standardized throughout the organization. To maintain uniformity and good order, commanders determine their members’ compliance and understanding of this instruction.

2.10.3. May authorize wear of civilian clothing on-duty per AFI 36-3014.

2.10.4. May prohibit wear of offensive civilian clothes; be more restrictive for tattoos, body ornaments and/or personal grooming based on legal, moral, safety, sanitary, and/or foreign country cultural reasons. Consult with the serving legal office prior to implementing such policy.

2.10.5. May prohibit wear of optional items during formations, ceremonies, or other events when uniformity is required. Commanders may mandate wear of optional clothing if provided at no cost to the member.

2.10.6. Commanders do *not* have authority to waive personal grooming standards except upon the advice of competent medical authorities as identified in [paragraph 3.1.2.3](#) and as identified in [paragraph 3.1.2.3.1](#).

2.10.7. **(Added-EGLINAFB)** Determine when clothing items will be collected by the First Sergeant when a member is being discharged. Follow the guidance listed in AFI 36-3014 (para. 2.2) and section 12.6.3 of this supplement to determine when clothing items will be collected by the First Sergeant from a member that is being discharged.

2.11. First Sergeant. Will be thoroughly familiar with all dress and personal appearance standards outlined in this publication and all applicable supplements. Advises commanders and supervisor to ensure all Airmen are in compliance. Sets the example and enforces dress and appearance standards.

2.12. Supervisor. Supervisors must be knowledgeable of uniform and personal grooming and appearance standards (regardless of gender of subordinate) and set the example of acceptable standards. Supervisors may perform random uniform inspections to ensure subordinate Airmen are in compliance with this instruction and all applicable supplements. Supervisors must ensure subordinate Airmen comply with this instruction and take appropriate corrective action when they do not meet acceptable standards.

2.13. All Airmen/Individual Responsibilities. While members may differ in physical characteristics, uniforms are meant to be standardized and are a unique distinction that an individual is a member of the United States Air Force. It is each Airman’s individual duty and personal obligation to maintain a neat appearance and professional image while wearing the uniform or performing official duties.

2.13.1. Each Airman must procure and maintain all mandatory clothing items per AFI 36-3014.

2.13.2. All Airmen must adhere to this instruction and supplement(s) at all times. While assigned to another military service's installation, Airmen will comply with local order of dress, provided their standards are *not* less restrictive than the Air Force. TDY personnel will comply with local policies established at each TDY location, within Air Force standards.

2.13.3. All Airmen must ensure uniform items and civilian clothing (in official capacity) are maintained, clean, and in serviceable condition (that is, not frayed, worn out, torn, faded, patched, etc.), correct in design and specifications, and fit properly. Uniform items are to be zipped, snapped or buttoned unless otherwise defined in this instruction.

2.13.4. All Airmen must meet personal grooming standards while in uniform and when authorized and/or directed to wear civilian clothing in an official capacity in lieu of uniform.

2.13.5. All Airmen should inform any Air Force member that is in violation of uniform and appearance standards.

2.13.6. When in uniform or civilian clothes (in an official capacity), Airmen must not engage in public displays of affection including, but not limited to, holding hands (except when holding a young child's hand), walking arm-in-arm, embracing, caressing, and kissing. Public displays of affection are inappropriate as they violate a long-standing custom of the service and may be service discrediting since indiscriminate displays of affection detract from the professional image the Air Force intends to project to the public.

2.13.6.1. Brief displays of affection, such as a modest kiss or embrace, may be permitted in situations where physical contact is commonly accepted etiquette such as weddings, graduation, promotion, or retirement ceremonies; and upon departure for or return from deployments.

2.13.7. When in uniform or civilian clothes (in an official capacity) the following actions are *prohibited* while walking or in a formation, including organized or unit PT. **Note:** Members should also consult AFI 34-1201, *Protocol* and AFPAM 36-2241, *Professional Development Guide*, for protocol, customs and courtesies.

2.13.7.1. Do *not* stand or walk with hand(s) in pocket(s), except to insert or remove an item.

2.13.7.2. Do *not* smoke or use smokeless products in other than designated smoking areas.

2.13.7.3. Do *not* consume food and/or beverage while walking in uniform. **Exception:** Beverages may be authorized during wear of PT uniform and commanders may authorize food and/or beverage consumption during special functions. **Note:** While walking in uniform use of personal electronic media devices, including ear pieces, speaker phones or text messaging is limited to emergencies or when official notifications are necessary (see paragraph 6.3.3.2.). Military customs and courtesies take precedence.

Chapter 3

GROOMING AND APPEARANCE STANDARDS

3.1. Personal Grooming Standards. This chapter outlines personal grooming while wearing any Air Force uniform or civilian clothing in an official capacity. Commander's discretion may be used to determine if individual's personal grooming is within standards of this instruction. Commanders do *not* have authority to waive grooming and appearance standards except as identified in this instruction. The personal grooming standards listed are minimum standards that represent common appearance issues and are *not* all-inclusive. Although Airmen have the right, within established limits, to express their individuality through their appearance, the Air Force has defined what is and what is not an acceptable, professional military image for Airmen. Except for minor variations based on gender differences, all Air Force personnel must comply with the same personal grooming standards. Supervisors have the responsibility to determine compliance with the letter and intent of this AFI and to correct the obvious violations regardless of whether the situation identified is clearly written in this AFI.

3.1.1. Hair-male and female. Will be clean, well-groomed, present a professional appearance, allow proper wear of headgear, helmet or chemical mask and conform to safety requirements. Will *not* contain excessive amounts of grooming aids (e.g. gel, mousse, pomade, and moisturizer), appear lopsided, touch either eyebrow, or end below an imaginary line across the forehead at the top of the eyebrows that is parallel to the ground. If applied, dyes, tints, bleaches and frostings must result in natural hair colors. The hair color must complement the member's complexion and skin tone. Examples of natural hair colors are brown, blonde, brunette, natural red, black or grey. Prohibited examples (*not* all inclusive) are burgundy, purple, orange, fluorescent or neon colors. Commander may temporarily authorize cancer patients to wear approved caps (black/tan) or maintain baldness due to a temporary medical condition (i.e., radiation/chemotherapy).

3.1.1.1. Wigs/Hairpieces/Extensions. Are authorized and will meet the same standard required for natural hair, be of good quality, fit properly, and comply with safety, functionality and professionalism. (Note: Extensions are still prohibited for males.) Wigs/Hairpieces/Extensions will *not* be used to cover unauthorized hair styles. Synthetic hair or other materials are *not* authorized when prohibited by safety and mission requirements.

3.1.1.2. Hair-Nets. Worn as required for health or safety reasons. Made of natural or a synthetic material; must be conservative (plain and moderate, being within reasonable limits; not excessive or extreme), solid color similar to the member's hair color, also strong enough to support and control hair and contain no metal fasteners. Hair-nets are only authorized when performing related duties.

3.1.2. Hair-Male. Tapered appearance on both sides and the back of the head, both with and without headgear. A tapered appearance is one that when viewed from any angle outlines the member's hair so that it conforms to the shape of the head, curving inward to the natural termination point without eccentric directional flow, twists or spiking. A block-cut is permitted with tapered appearance. Hair will *not* exceed 1¼ inch in bulk, regardless of length and ¼ inch at natural termination point; allowing only closely cut or shaved hair on the back

of the neck to touch the collar. Hair will not touch the ears or protrude under the front band of headgear. Cleanly shaven heads, military high-and-tight or flat-top cuts are authorized. Prohibited examples (*not* all inclusive) are Mohawk, mullet, cornrows, dreadlocks or etched design. Men are *not* authorized hair extensions. See [Figure 3.1.](#) for sideburns, mustache and beard and for graphic examples of male hair standards.

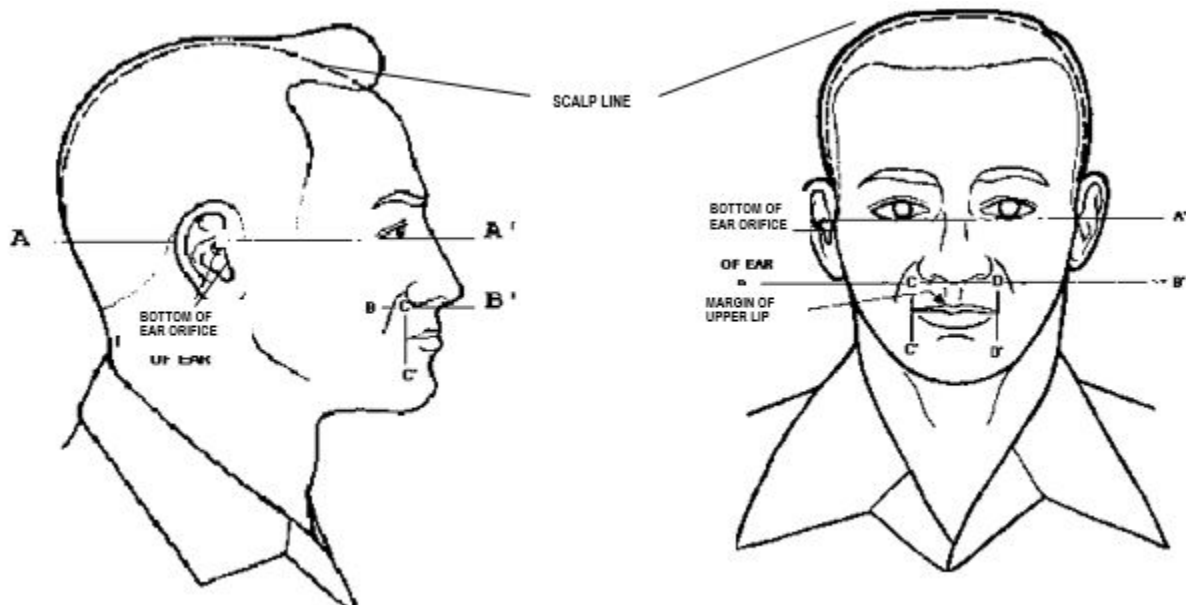
3.1.2.1. Sideburns. If worn, sideburns will be straight and even width (not flared), and will not extend below the bottom of the orifice of the ear opening. Sideburns will end in a clean-shaven horizontal line. See [Figure 3-1](#), orifice of the ear opening is at reference point A.

3.1.2.2. Mustaches. Male Airmen may have mustaches; however they will be conservative (moderate, being within reasonable limits; not excessive or extreme) and will not extend downward beyond the lip line of the upper lip or extend sideways beyond a vertical line drawn upward from both corners of the mouth. See [Figure 3-1](#), reference points B, C, and D.

3.1.2.3. Beards. Beards are not authorized (exception in [paragraph 3.1.2.3.1](#)) unless for medical reasons, when authorized by a commander on the advice of a medical official. If commander authorizes, members will keep all facial hair trimmed not to exceed ¼ inch in length. Individuals granted a shaving waiver will not shave or trim any facial hair in such a manner as to give a sculptured appearance. Commanders and supervisors will monitor progress in treatment to control these waivers. If necessary for medical reasons, facial hair will be kept neat and conservative (moderate, being within required limits (not more than ¼ inch); not excessive or extreme), as defined by the local commander.

3.1.2.3.1. During tours of less than 30 days, Air Force Reserve (AFR) and Air National Guard (ANG) chaplains not on extended active duty may request a beard waiver for religious observance when consistent with their faith. For AFR waiver processing instructions see AFMAN 36-8001, *Participation and Training Procedures*. For ANG waiver process instructions contact ANG/HC.

Figure 3.1. Male Hair Grooming Standards.



3.1.3. Hair-Female. Minimum hair length is $\frac{1}{4}$ inch, to a maximum bulk of three inches from scalp and allows proper wear of headgear. Hair will end above the bottom edge of collar and will not extend below an invisible line drawn parallel to the ground, both front to back and side to side. Bangs, or side-swiped hair will *not* touch either eyebrow, to include an invisible line drawn across eyebrows and parallel to the ground. See Figure 3.4. When in doubt, assess correct length of hair with Airman standing in the position of attention. **Exception:** While wearing the Physical Training Uniform (PTU), long hair will be secured but may have loose ends and may extend below the bottom edge of the collar.

3.1.3.1. The intent is for pinned-up hair to be styled in a manner that prevents loose ends from extending upward on the head. For example, when using a clip or hairpins, hair will *not* present the appearance of a —rooster tail. When hair is in a bun, the bun must be a single bun; no wider than the width of the head and all loose ends must be tucked in and secured. When hair is in a ponytail, it must be a single ponytail; that does not exceed bulk and length standards and does not extend below the bottom of the collar (except while in the PTU). As with all hairstyles, a neat and professional image is essential.

3.1.3.2. Hair accessories. If worn, fabric scrunchies, hairpins, combs, clips, headbands, elastic bands and barrettes must match the hair color (i.e., blonde, brunette, natural red, black, and grey). Hair must still comply with bulk and appearance standards. Headgear must fit properly. Headbands or fabric scrunchies will not exceed one-inch in width. Ornaments are *not* authorized (i.e., ribbons, beads, jeweled pins). See Figure 3.5 (photo of scrunchie)

3.1.3.3. Braids, twists, micro-braids, French braids, Dutch braids and cornrows are authorized. A braid or twist is two or more portions of interwoven hair. If adding additional hair, it must be a natural looking color, similar to the individual's hair color. It must be conservative (moderate, being within reasonable limits; not excessive or extreme) and not present a faddish appearances. Hair must not exceed bulk and length

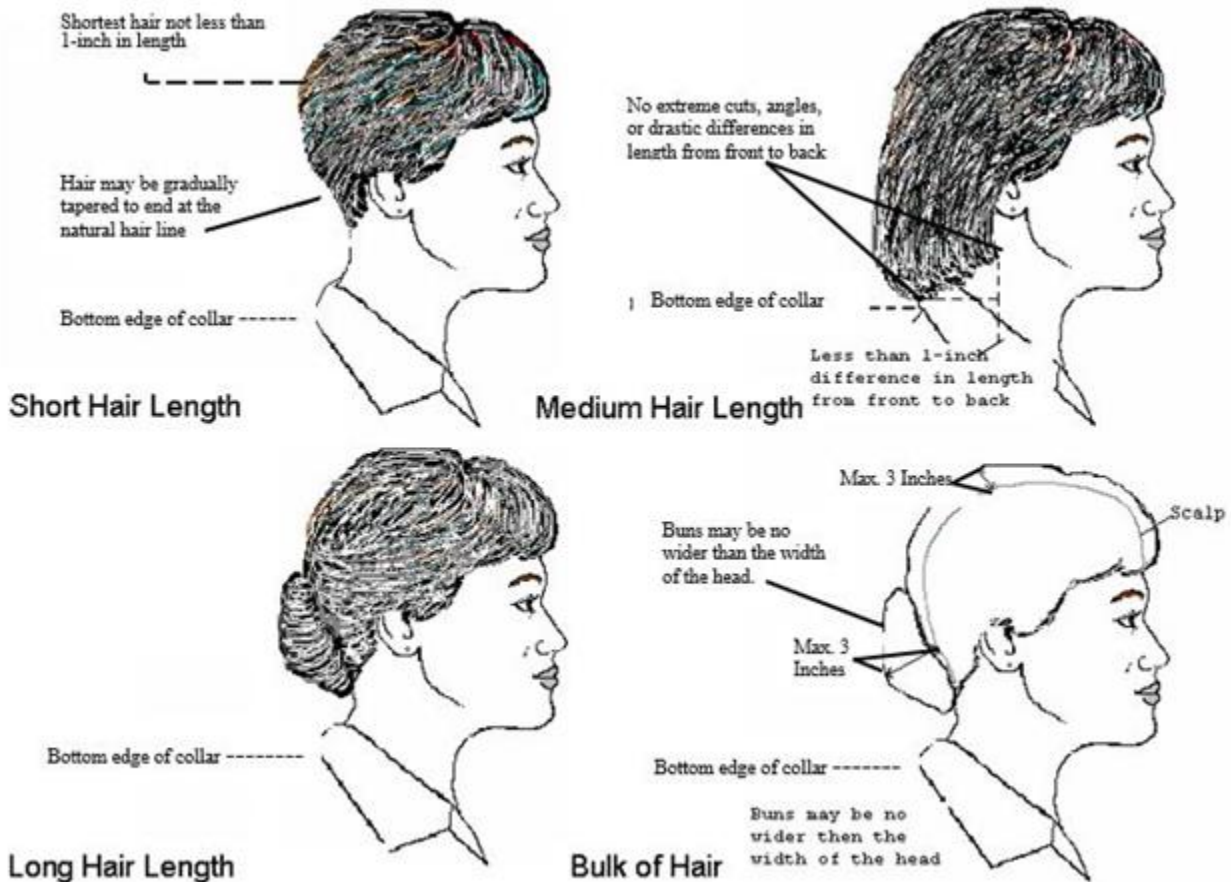
standards and must not extend below the bottom of the collar (see figure 3.6). Headgear must fit properly.

3.1.3.3.1. All braids/twists, when worn will be of uniform dimension, no wider than one inch, with natural spacing between the braids/twists and must be tightly interwoven to present a neat, professional and well-groomed appearance. When worn, multiple braids shall be of uniform dimension, small in diameter (approx. ¼ inches), show no more than ¼ inch of scalp between the braids and must be tightly interwoven to present a neat, professional appearance. A braid/twist must continue to the end of the hair without design and following the contour of the head, and may be worn loose or in a secured style within hair standards in paragraph 3.1.3 above. **Exception:** Micro-braids or twists are not required to continue to the end of the hair.

3.1.3.4. Unauthorized: Locs and shaved heads. Locs are defined as portions of hair that have been intentionally or unintentionally fused together to form a loc or locs. Shaved heads are defined as complete removal of all hair to the skin on the head or portions of the head. See figure 3.7

3.1.3.5. Hair color, highlights, lowlights, and frosting will *not* be faddish or extreme and will be natural looking hair color, similar to the individual's hair color (e.g. black, brunette, blond, natural red, and grey).

3.1.4. Body Hair. Female Airmen will remove leg hair that is visibly protruding beyond the appropriate hosiery or causes a visibly uneven texture under hosiery.

Figure 3.2. Female Hair Grooming Standards

3.2. Fingernails. Male Airmen are not authorized to wear nail polish. If worn by females, nail polish will be a single color that does not distinctly contrast with the female Airman's complexion, detract from the uniform, or be extreme colors. Some examples of extreme colors included, but are not limited to, purple, gold, blue, black, bright (fire engine) red and florescent colors. Do not apply designs to nails or apply two-tone or multi-tone colors; however, white-tip French manicures are authorized. Fingernails must not exceed $\frac{1}{4}$ inch in length beyond the tip of the finger and must be clean and well-groomed. Fingernails must not interfere with the performance of assigned duties. Fingernails must not hinder proper fit of prescribed safety equipment or uniform items.

3.3. Cosmetics. Male Airmen are not authorized to wear cosmetics. Female Airmen may wear cosmetics; however, if worn, they will be conservative (moderate, being within reasonable limits; not excessive or extreme) and in good taste. Female Airmen will not wear shades of lipstick that distinctly contrast with their complexion, that detract from the uniform, or that are extreme colors. Some examples of extreme colors include but are not limited to, purple, gold, blue, black, bright (fire-engine) red, and fluorescent colors. Cosmetics will not be worn during field conditions.

3.4. Tattoos/Brands/Body Markings. For purposes of this instruction, a tattoo is defined as a picture, design, or marking made on the skin or other areas of the body by staining it with an indelible dye, or by any other method, including pictures, designs, or markings only detectible or

visible under certain conditions (such as ultraviolet or invisible ink tattoos). A brand is defined as a picture, design, or other marking that is burned into the skin or other areas of the body. Body markings are pictures, designs, or other markings as a result of using means other than burning to permanently scar or mark the skin. Members who violate the prohibitions and mandatory provisions in [paragraphs 3.4.1](#) and [3.4.1.1](#), [3.4.2](#), and [3.4.2.1](#) are subject to prosecution under Article 92, UCMJ.

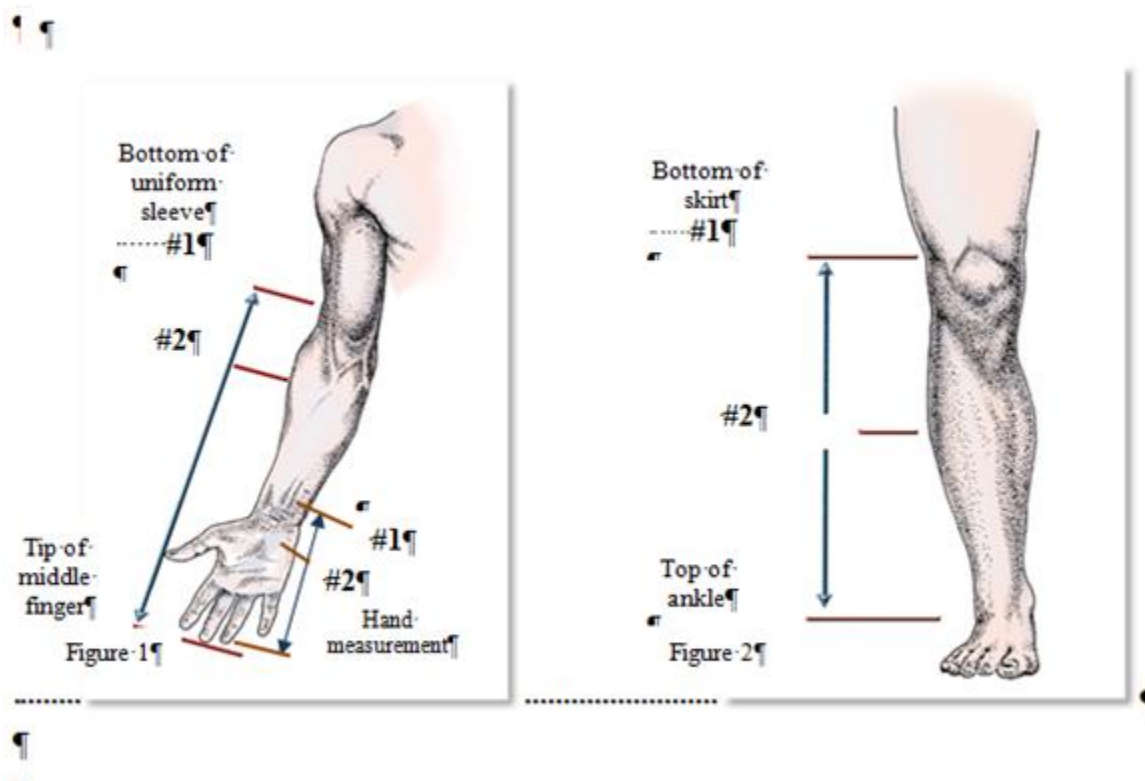
3.4.1. Tattoos/Brands/Body Markings. (**Unauthorized content**). Tattoos/brands/body markings anywhere on the body that are obscene, commonly associated with gangs, extremist, and/or supremacist organizations, or that advocate sexual, racial, ethnic, or religious discrimination are prohibited in and out of uniform. AFOSI maintains information regarding gang/hate group, etc. on tattoos/brands/body markings. Commanders should contact their servicing AFOSI unit for additional information. Tattoos/brands/body markings with unauthorized content that are prejudicial to good order and discipline or the content is of a nature that tends to bring discredit upon the Air Force are prohibited both in and out of uniform.

3.4.1.1. Members who have or receive unauthorized content tattoos/brands/body markings are required to initiate tattoo/brand/body marking removal/alteration. At the commander's discretion, members may be seen, on a space and resource available basis, in a Department of Defense (DoD) medical treatment facility for voluntary tattoo/brand/body marking removal. When DoD resources are not available, members may have the tattoo/brand removed/altered at their own expense outside of DoD medical treatment facilities. Permissive TDY is not authorized for this purpose; therefore, travel is at member's expense. Members who fail to remove/alter unauthorized tattoos/brands/body markings in a timely manner, or who choose not to comply with appropriate military standards, will be subject to a variety of appropriate quality force actions, including but not limited to reprimand, UIF, control roster, referral EPRs/OPRs, military justice action (Article 15, UCMJ punishment), ineligibility for schools and assignments and administrative discharge. If removal at government expense is not possible, the member's affirmative responsibility for complying with this AFI or the Air Force's responsibility to enforce it with any or all available options does not change.

3.4.2. Tattoos/Brands/Body Markings (**Excessive**). Excessive tattoos/brands/body markings will not be exposed or visible (includes visible through the uniform) while wearing any/all uniform combination(s) except the PTU. This includes any combination of short sleeve, long sleeve, open collar uniform, utility uniform sleeves rolled up or worn down, flight duty uniform, etc. This policy does not apply when wearing the PTU. "Excessive" is defined as any tattoos/brands/body markings that exceed ¼ (25%) of the exposed body part and are readily visible when wearing any/all uniform combinations(s). The "exposed body part" is defined as the total area, to include front, sides and back of a limb or other body part protruding from a uniform item. For example, a tattoo exclusively on the hand cannot exceed 25% of the exposed hand since the hand is considered a separate body part when wearing a long sleeve uniform item. Any tattoos/brands above the collarbone, i.e. on the neck, head, face, tongue, lips, and/or scalp, are prohibited. For example, a tattoo/brand that can be seen on the neck while wearing an open collar, front-fastening, blue or utility uniform is prohibited. (For cosmetic tattoos see [paragraph 3.4.3](#)).

3.4.2.1. When assessing excessive tattoos/brands/body markings, the member will be reviewed while standing at the position of attention. See [figure 3.3](#) for a guide on how to measure. To preclude multiple measurements of the same tattoo, commanders should photograph borderline or questionable tattoos and document their findings on the Air Force Form 4428, Tattoo/Brand/Body Marking Screening/Verification Form (see Attachment 8). Both the photo and form will be included in the Airman's automated personnel records. Air Force members with excessive tattoos/brands/body markings are required to (a) maintain complete coverage of the tattoos/brands/body markings using current uniform items (e.g. long-sleeved shirt/blouse, pants/slacks, dark hosiery, etc.) or (b) remove or alter tattoo(s)/brand(s).

Figure 3.3. Tattoo Measurement Guide



Use the following calculation: (all measurements are to be done in inches; partial inches should be rounded up to the nearest inch). Member will be measured standing at the position of attention. If member has multiple tattoos/brands (T/B) that are clearly separate TBs, each will be measured separately and the cumulative size of the TBs cannot exceed $\frac{1}{4}$ or 25% of the exposed body part.

*Step 1- Measure the length of exposed body part.

Arm: measure bottom of shirt sleeve (includes all combinations of uniform items: rolled-up ABU sleeve, blue shirt, etc.) to the tip of middle finger.

Hand: measure bottom of the long-sleeve shirt to tip of middle finger.

Leg: measure bottom of skirt to top of ankle.

Step 2- _____ Measure the width of the T/B at its widest point.

Step 3- _____ Multiply length by width to determine total square inches of the T/B.

Step 4- _____ Use Figures 1 and 2 above as a guide to measure the exposed body part (arm, hand, leg).

#1- _____ Measure the length of exposed body part.

Arm: measure bottom of shirt sleeve (includes all combinations of uniform items: rolled up ABU/BDU sleeve, blue shirt, etc.) to the tip of middle finger.

Hand: measure bottom of the long-sleeve shirt to tip of middle finger.

Leg: measure bottom of skirt to top of ankle.

#2- _____ Determine the widest point within the length of the exposed body part. At that point measure the circumference of the exposed body part. For the hand, this includes both sides.

Step 5- _____ Multiply #1 by #2 to determine total square inches of the exposed body part.

Step 6- _____ Divide the total square inches of exposed body part by 4. This figure will be $\frac{1}{4}$ or 25% of the exposed body part.

Step 7- _____ Compare the results of Step 3 and Step 6. If the result of Step 3 is a smaller number than the result of Step 6, the TB does not exceed $\frac{1}{4}$ or 25% of the exposed body part.

Figure 3.4. Female Hair Standards



Figure 3.5. Example Authorized Scrunchie**Figure 3.6. Authorized Braids****Figure 3.7. Unauthorized Female Hair Styles**

3.4.2.2. Members who have or receive excessive tattoos/brands/body markings after the date of this publication are required to initiate tattoo/brand removal/alteration (unless authorized to cover). At the commander's discretion, members may be seen, on a space and resource available basis, in a Department of Defense (DoD) medical treatment facility for voluntary tattoo/brand removal. When DoD resources are not available, members may have the tattoo/brand removed/alterated at their own expense outside of DoD medical treatment facilities. Permissive TDY is not authorized for this purpose; therefore, travel is at member's expense. Members who fail to remove/alter unauthorized tattoos/brands/body markings in a timely manner, or who choose not to comply with appropriate military standards, will be subject to a variety of appropriate quality force actions, including but not limited to reprimand, UIF, control roster, referral EPRs/OPRs,

military justice action (Article 15, UCMJ punishment), ineligibility for schools and assignments and administrative discharge. That removal at government expense might not be possible does not change the member's affirmative responsibility for complying with this AFI or the Air Force's responsibility to enforce it with any or all available options.

3.4.3. Cosmetic tattooing. Tattooing for cosmetic purposes is authorized when directed by licensed, qualified medical personnel to correct a medical condition, illness or injury for both men and women. When not medically directed, cosmetic tattooing is permitted for women if done to apply permanent facial makeup (i.e. eyebrows, eye liner); the cosmetic tattooing must have a natural appearance and be conservative, moderate, within reasonable limits, not excessive or extreme, not distinctly contrast with their complexion, and in good taste.

3.4.4. Initial accessions must disclose any tattoos/brands and receive appropriate Air Force Component Recruiting Service review (AFRS, AFRCRS, ANG) to determine eligibility when questionable for enlistment or appointment. Complete removal/alteration of unauthorized content and/or excessive tattoos/brands/body markings is otherwise required prior to being accepted in the Air Force.

3.4.5. Commanders will use these provisions in determining the acceptability of tattoos/brands/body markings displayed by members in uniform. Failure to observe these mandatory provisions and prohibitions by active duty Air Force members, USAFR members on active duty or inactive duty for training and ANG members in federal service is a violation of Article 92, Uniform Code of Military Justice (UCMJ). In addition, failure to comply with the AFI also subjects the member to adverse administrative sanctions.

3.4.6. MAJCOM/CCs may impose more restrictive standards for tattoos/brands/body markings and body ornaments, on or off duty, in those locations where Air Force-wide standards may not be adequate to address cultural sensitivities (e.g., overseas). Additionally, MAJCOM/CCs may impose more restrictive standards on those performing highly visible special mission requirements or special duty positions (e.g.; more restrictive standards for permanently assigned recruiters, reserve officer training corps (ROTC) cadre, Officer Training School (OTS) cadre, United States Air Force Academy (USAF) cadre, Military Training Instructors (MTI), Military Training Leaders (MTL), instructors in any training environment, etc.).

3.5. Body Piercing/Ornamentation.

3.5.1. In uniform on or off a military installation: With the exception of earrings for women (see [paragraphs 6.3.1.1](#)), all members are prohibited from attaching, affixing, or displaying objects, articles, jewelry or ornamentation to or through the ear, nose, tongue, eye brows, lips, or any exposed body part (includes visible through the uniform).

3.5.2. In civilian attire on official duty on or off a military installation: With the exception of earrings for women (see [paragraphs 6.3.1.1](#)), all members are prohibited from attaching, affixing or displaying objects, articles, jewelry or ornamentation to and/or through the ear, nose, tongue, eye brows, lips, or any exposed body part (includes visible through clothing).

3.5.3. In civilian attire off duty on a military installation: With the exception of earrings for women (see [paragraphs 6.3.1.1](#)) and areas in and around military family and privatized housing, all Air Force members are prohibited from attaching, affixing and/or displaying

objects, articles, jewelry or ornamentation to and/or through the ear, nose, tongue, eye brows, lips, or any exposed body part (includes visible through clothing).

3.5.4. Dental ornamentation: Teeth, whether natural, capped, or veneered, will not be ornamented with designs, jewels, initials, etc. The use of yellow gold, white gold, or platinum caps (permanent or temporary) merely to add ornamentation to the teeth and not required by dental/medical necessity is prohibited. Waivers are not required for Air Force members or recruits with permanent yellow gold, white gold or platinum caps that were applied as a result of dental/medical necessity. Members with official documentation that they received permanent yellow gold, white gold, or platinum caps which were not applied as a result of dental/medical necessity, prior to 13 June 2011, are grandfathered. No other dental ornamentation is grandfathered.

3.5.5. There are situations where the commander can restrict the wear of non-visible body ornaments. Those situations would include any body ornamentation that interferes with the performance of the member's military duties. The factors to be evaluated in making this determination include, but are not limited to: impairs the safe and effective operation of weapons, military equipment or machinery; poses a health or safety hazard to the wearer or others; or interferes with the proper wear of special or protective clothing or equipment *EXAMPLE*: helmets, flak jackets, flight duty uniforms, camouflaged uniforms, gas masks, wet suits and crash rescue equipment).

3.6. Body Alteration/Modification. Intentional alterations and/or modifications to a members body that result in a visible, physical effect that disfigures, deforms or otherwise detracts from a professional military image are prohibited. Examples of prohibited conduct include (but are not limited to) tongue splitting or forking, tooth filing, acquiring visible, disfiguring skin implants, and gouging (piercing holes large enough to permit light to shine through.)

3.6.1. Members who intentionally alter and/or modify any part of their bodies in order to achieve a visible, physical effect that disfigures, deforms or otherwise detracts from a professional military image may be subject to disciplinary action or involuntary separation, as determined appropriate by the member's commander. Failure to observe these mandatory provisions and prohibitions by active duty Air Force members, USAFR members on active duty or inactive duty for training and ANG members in Federal service is a violation of Article 92, Uniform Code of Military Justice (UCMJ).

Chapter 4

DRESS UNIFORMS

4.1. Men's Formal Dress Uniform (Officer Only). The formal dress uniform is worn for official formal evening functions and state occasions (white tie affairs). The white-tie, tuxedo is the civilian equivalent. When in formal dress, saluting is not required.

4.1.1. Coat. Officer will wear the mess dress coat without silver chain fasteners. The mess dress coat will be blue, single-breasted, with a straight back and three "wing and star" buttons on each side of the front of the coat. The coat will have a satin shawl collar and lapels. With arms hanging naturally, semi-fitted sleeves will end $\frac{1}{4}$ to $\frac{1}{2}$ inch below the wrist. The center of the back of the coat will extend $3\frac{1}{2}$ to 4 inches below the natural waistline.

4.1.1.1. Officers will wear shoulder board rank as close to the shoulder seam as possible. General officers will wear a $\frac{3}{4}$ inch wide silver sleeve braid, 3 inches from the end of the sleeve. All other officers will wear a $\frac{1}{2}$ inch silver sleeve braid, 3 inches from the end of the sleeve.

4.1.2. Accoutrements.

4.1.2.1. Name Tag. A name tag is not worn on the formal dress uniform.

4.1.2.2. Medals. All medals (miniature) will be worn on the men's formal dress uniform. Miniature medals will be centered on the wearer's left between the lapel and arm seam and midway between the top shoulder seam and top button of the coat. Wear of foreign badges and decorations/medals on the formal dress uniform is authorized; however, members must request/receive permission to wear foreign decorations they accept (refer to AFI 36-2803 regarding acceptance). Wear criteria depends on the type of device the decoration represents. For foreign decorations/medals wear sash, sunburst, or neck-type foreign decorations with the formal dress uniform only, according to the customs of the awarding nation. When wearing more than one foreign decoration (miniature medal), wear them in the order earned. For wear and description see the applicable paragraphs in [chapter 11](#).

4.1.2.3. Badges. The total number of badges worn will not exceed four. The commander's insignia does not count as one of the four badges. If earned, wear only one foreign badge (see paragraph 10.5.2. for additional information).

4.1.2.3.1. Chaplain, Aeronautical, Space, Cyberspace, Missile Operations, and Occupational Badges. No more than a combined total of two chaplain, aeronautical, space, cyberspace, missile operations or occupational badges will be worn on the wearer's left. Badges will be shiny metallic except the heritage aeronautical wings which may have an oxidized satin finish. Chaplain, aeronautical, space, cyberspace, and Missile Operations badges are mandatory and, except for the missile operations badge, they are always worn in the highest position. When more than one aeronautical, space, cyberspace, or missile operations badge is authorized, the badge representing the current position will be worn and the second and subsequent aeronautical, space, cyberspace or missile operations badges become optional. All

other occupational badges are optional. If chaplain badge is worn in conjunction with aeronautical, space or cyberspace badge, then the chaplain's badge will be in the higher position. Aeronautical, space and cyberspace badges are equal in precedence. When awarded the aeronautical, space and cyberspace badges, wear the badge that reflects current job or billet in the highest position. Parachutist wings are optional; however, when worn they will be placed above an occupational badge or below a chaplain, aeronautical, space or cyberspace badge. All occupational badges worn will be the same size; mid-sized or regular. Aeronautical, space and cyberspace badges may be a different size than an occupational badge; however, multiple aeronautical, space and cyberspace badges will be the same size. The first badge will be worn on the wearer's left side centered ½ inch above the highest row of medals. If no medals are authorized the first badge will be centered between the lapel and arm seam and midway between the top shoulder seam and top button of the coat. The second badge will be centered ½ inch above the first badge.

4.1.2.3.2. Duty, Missile, and Excellence-in-Competition Badges. With the exception of the missile operations badge, wear of these badges is optional. If worn, duty badges will be miniature in size (except when only one size badge is available). The first duty badge will be centered on the wearer's left ½ inch below the bottom row of medals. The second badge will be worn on the wearer's right in the same relative position as the badge worn on the wearer's left. The missile or excellence-in-competition badges are worn on the wearer's left, ½ inch below the bottom row of medals. Move any duty badge(s) to the wearer's right side, in the same relative position as the badge worn on the wearer's left. The Presidential and/or Vice Presidential Service Badge, will always be worn on the wearer's right side. **Note:** See paragraph 10.3 for additional information.

4.1.2.3.3. Air Force Command Insignia Pin. This pin is mandatory on blue uniforms and is worn by all eligible commissioned officers in the rank of Colonel (O-6) and below. Current commander's wear the command insignia pin on the wearer's right side, centered, adjacent to top of medals, between the top shoulder seam and top button of the coat and midway between the lapel and arm seam. If member is a graduated commander, lower insignia on the wearer's right side, adjacent to bottom row of medals, between the top shoulder seam and top button of the coat and midway between the lapel and arm seam. If duty badge is worn with command insignia pin, place command insignia pin ½ inch above duty badge (current commander) or ½ inch below duty badge for graduated commander.

4.1.3. Shirt. The shirt will be a commercial design, plain, white, long-sleeved, full-dress formal shirt with wing collar. The shirt will not have military creases. A white V-neck or athletic style tank top undershirt will be worn under the shirt. Both shirts will be tucked into the trousers.

4.1.4. Bow Tie. The bow tie is mandatory and will be white with square ends.

4.1.5. Vest. The vest is worn in place of the cummerbund. It will be white, single-breasted, low-cut, rolled collar vest with pointed collar. The vest will not be visible below the mess dress coat.

4.1.6. Trousers. Mess dress trousers will be worn. Trousers will be blue, without pleats and cuffs. They will have a high-rise with side pockets and $\frac{7}{8}$ inch blue striping down pant legs.

4.1.7. Footwear. For wear and description see the applicable [paragraphs 6.4.1., 6.4.1.1. and 6.4.1.3.](#)

4.1.8. Headgear. The only authorized headgear for the formal dress uniform is the blue winter cap. The blue winter cap will only be worn with a full-length outer garment. For wear and description see applicable [paragraphs 6.2.6. through 6.2.6.3.](#)

4.1.9. Outer Garments. For wear and description see applicable [paragraphs 6.1.7 through 6.1.7.1.1.1. and 6.1.15.](#)

4.1.10. Accessories. Garment accessories will be conservative and plain without design or ornamentation. For wear and description see applicable [paragraph 6.3.](#)

4.2. Women's Formal Dress Uniform (Officer Only). The formal dress uniform is worn for official formal evening functions and state occasions (white tie affairs). The full evening gown is the civilian equivalent. When in formal dress, saluting is not required.

4.2.1. Coat. Officers will wear the mess dress coat. The mess dress coat will be blue, single-breasted, loose fitting at the waist with three "wing and star" buttons on each side of the front of the coat. The coat will have a satin shawl collar and lapels. With arms hanging naturally, semi-fitted sleeves will end $\frac{1}{4}$ to $\frac{1}{2}$ inch below the wrist. The center of the back of the coat will extend $2\frac{1}{2}$ to 3 inches below the natural waistline. The front opening will gap approximately 2 to 3 inches at bottom.

4.2.1.1. Officers will wear shoulder board rank as close to the shoulder seam as possible. General officers will wear a $\frac{3}{4}$ inch wide silver sleeve braid, $2\frac{1}{2}$ inches from the end of the sleeve. All other officers will wear a $\frac{1}{2}$ inch silver sleeve braid, $2\frac{1}{2}$ inches from the end of the sleeve.

4.2.2. Accoutrements.

4.2.2.1. Name Tag. A name tag is not worn on the formal dress uniform.

4.2.2.2. Medals. All medals (miniature) will be worn on the women's formal dress uniform. Miniature medals will be centered on the wearer's left between the lapel and arm seam and midway between the top shoulder seam and top button of the coat. Wear of foreign badges and decorations/medals on the formal dress uniform is authorized; however, members must request/receive permission to wear foreign decorations they accept (refer to AFI 36-2803 regarding acceptance). Wear criteria depends on the type of device the decoration represents. For foreign decorations/medals wear sash, sunburst, or neck-type foreign decorations with the formal dress uniform only, according to the customs of the awarding nation. When wearing more than one foreign decoration (miniature medal), wear them in the order earned. For wear and description see the applicable paragraphs in [chapter 11.](#)

4.2.2.3. Badges. The total number of badges worn will not exceed four. The commander's insignia does not count as one of the four badges. If earned, wear only one foreign badge (see paragraph 10.5.2. for additional information).

4.2.2.3.1. Chaplain, Aeronautical, Space, Cyberspace, Missile Operations and Occupational Badges. No more than a combined total of two chaplain, aeronautical, space, cyberspace, missile operations or occupational badges will be worn on the wearer's left. Badges will be shiny, metallic except the heritage aeronautical wings which may have an oxidized satin finish. Chaplain, aeronautical, space, cyberspace, and Missile Operations badges are mandatory and, except for the missile operations badge, they will always be worn in the highest position. When more than one aeronautical, space, cyberspace, or missile operations badge is authorized, the badge representing the current position will be worn and the second and subsequent aeronautical, space or cyberspace badges become optional. All other occupational badges are optional. If chaplain badge is worn in conjunction with aeronautical, space or cyberspace badge, then the chaplain's badge will be in the higher position. Aeronautical, space, cyberspace and missile operations badges are equal in precedence. When awarded the aeronautical, space, and cyberspace badges, wear the badge that reflects current job or billet in the highest position. Parachutist wings are optional; however, when worn will be placed above an occupational badge or below a chaplain, aeronautical, space, or cyberspace badge. All occupational badges worn will be the same size; mid-sized or regular. Aeronautical, space, and cyberspace badges may be a different size than an occupational badge; however, multiple aeronautical, space and cyberspace badges will be the same size. The first badge will be worn on the wearer's left side centered $\frac{1}{2}$ inch above the highest row of medals. If no medals are authorized the first badge will be centered between the lapel and arm seam and midway between the top shoulder seam and top button of the coat. The second badge will be centered $\frac{1}{2}$ inch above the first badge.

4.2.2.3.2. Duty, Missile, and Excellence-in-Competition Badges. With the exception of the Missile Operations Badge, wear of these badges is optional. If worn, duty badges will be miniature in size (except when only one size badge is available). The first duty badge will be centered on the wearer's right, adjacent to the member's medals on the wearer's left. The second badge will be worn on the wearer's right, adjacent to the medals to the left side, centered and spaced $\frac{1}{2}$ inch apart from the first badge. The missile or excellence-in-competition badges are worn on the wearer's right, in the same relative position as the member's medals on the wearer's lefts. If a duty badge is being worn on the wearer's right, move the missile or excellence-in-competition badges to the wearer's left, $\frac{1}{2}$ inch below the bottom row of medals. The Presidential and/or Vice Presidential Service Badge, will always be worn on the wearer's right side. **Note:** See paragraph 10.3 for additional information.

4.2.2.3.3. Air Force Command Insignia Pin. This pin is mandatory with all blue uniforms and is worn by all eligible commissioned officers in the rank of Colonel (O-6) and below. Current commander's center command insignia pin on wearer's right side, adjacent to occupational badges worn on wearer's left. Graduated commander's center command insignia pin on wearer's right, in a relative position, adjacent to medals worn to the wearer's left. If a duty badge and the (current) command insignia pin are worn together, center command insignia pin $\frac{1}{2}$ inch above duty badge. If two duty badges and the (current) command insignia pin are worn together, place command insignia pin $\frac{1}{2}$ inch above both duty badges and center, with both duty

badges evenly spaced ½ inch apart. Position command insignia pin between the two duty badges. If member is a graduated commander, center command insignia pin ½ inch below duty badge, if wearing only one duty badge or center command insignia pin ½ inch below duty badges, evenly spaced ½ inch apart, if wearing two duty badges.

4.2.3. Blouse. The mess dress blouse will be worn with the women's formal dress uniform. The blouse will not have military creases. Studs and cuff links are optional, but if worn, must be worn as a set. White undershirts may be worn in the V-neck, athletic style tank top or crew-neck style and if worn, must be tucked into the skirt.

4.2.4. Tie Tab. An 1 inch crescent-shaped silver metallic cloth, lame' tie tab is mandatory.

4.2.5. Cummerbund. The cummerbund will be plain silver satin and worn halfway between the shirt and skirt with open edge of pleat facing upward. Cummerbunds will be without design.

4.2.6. Skirt. The mess dress skirt will be used for the woman's formal dress uniform.

4.2.7. Footwear. For wear and description see the applicable [paragraphs 6.4.2., 6.4.2.1. and 6.4.2.6.](#)

4.2.8. Headgear. The only authorized headgear for the formal dress uniform is the blue winter cap. The blue winter cap will only be worn with a full-length outer garment. For wear and description see applicable [paragraphs 6.2.6. through 6.2.6.3.](#)

4.2.9. Outer Garments. For wear and description see applicable [paragraphs 6.1.7 through 6.1.7.1.1.1. and 6.1.15.](#)

4.2.10. Accessories. Garment accessories will be conservative and plain without design or ornamentation. For wear and description see applicable [paragraph 6.3.](#)

4.3. Men's Mess Dress Uniform (Mandatory for Officers/Optional for Enlisted). The mess dress uniform is worn for social functions of a formal and/or official nature (e.g., black tie affairs). The tuxedo is the civilian equivalent. Enlisted may wear the semiformal service dress uniform if they do not have a mess dress (ref [paragraph 4.6.](#)). When in mess dress, saluting is not required.

Figure 4.1. Men's Mess Dress Uniform

4.3.1. Coat. The mess dress coat will be blue, single-breasted, with a straight back and three “wing and star” buttons on each side of the front of the coat. The coat will have a satin shawl collar and lapels. Two buttons with the “wing and star” design and a silver chain will serve as a closure for the front of the coat. With arms hanging naturally, semi-fitted sleeves will end $\frac{1}{4}$ to $\frac{1}{2}$ inch below the wrist. The center of the back of the coat will extend $3\frac{1}{2}$ to 4 inches below the natural waistline.

4.3.1.1. Officers will wear shoulder board rank as close to the shoulder seam as possible. General officers will wear a $\frac{3}{4}$ inch wide silver sleeve braid, 3 inches from the end of the

sleeve. All other officers will wear a ½ inch silver sleeve braid, 3 inches from the end of the sleeve.

4.3.1.2. Enlisted will wear 4 inch, white chevron rank centered on the outer arm halfway between the shoulder seam and elbow when bent at a 90-degree angle.

4.3.1.3. Accoutrements.

4.3.1.3.1. Name Tag. A name tag is not worn on the mess dress uniform.

4.3.1.3.2. Medals. All medals (miniature) will be worn on the men's mess dress uniform. Miniature medals will be centered on the wearer's left between the lapel and arm seam and midway between the top shoulder seam and top button of the coat. Wear of foreign badges and decorations/medals on the mess dress uniform is authorized; however, members must request/receive permission to wear foreign decorations they accept (refer to 36-2803 regarding acceptance). Wear criteria depends on the type of device the decoration represents. When wearing more than one foreign decoration (miniature medal), wear them in the order earned. For wear and description see the applicable paragraphs in [chapter 11](#).

4.3.1.3.3. Badges. The total number of badges worn will not exceed four. The commander's insignia does not count as one of the four badges. Wear only one foreign badge (see paragraph 10.5.2. for additional information).

4.3.1.3.3.1. Chaplain, Aeronautical, Space, Cyberspace, Missile Operations, and Occupational Badges. No more than a combined total of two chaplain, aeronautical, space, cyberspace, missile operations or occupational badges will be worn on the wearer's left. Badges will be shiny, metallic except the heritage aeronautical wings which may have an oxidized satin finish. Chaplain, aeronautical, space, cyberspace and missile operations badges are mandatory and, except for the missile operations badge, they will always be worn in the highest position. When more than one aeronautical, space, cyberspace, or missile operations badge is authorized, the badge representing the current position will be worn and the second and subsequent aeronautical, space or cyberspace badges become optional. All other occupational badges are optional. If chaplain badge is worn in conjunction with aeronautical, space or cyberspace badge, then the chaplain's badge will be in the higher position. Aeronautical, space, cyberspace and missile operations badges are equal in precedence. When awarded the aeronautical, space and cyberspace badges, wear the badge that reflects current job or billet in the highest position. Parachutist wings are optional; however, when worn will be placed above an occupational badge or below a chaplain, aeronautical, space or cyberspace badge. All occupational badges worn will be the same size; mid-sized or regular. Aeronautical, space and cyberspace badges may be a different size than an occupational badge; however, multiple aeronautical, space and cyberspace badges will be the same size. The first badge will be worn on the wearer's left side centered ½ inch above the highest row of medals. If no medals are authorized the first badge will be centered between the lapel and arm seam and midway between the top shoulder seam and top button of the coat. The second badge will be centered ½ inch above the first badge.

4.3.1.3.3.2. Duty, Missile, and Excellence-in-Competition Badges (refer to Attachment 4). With the exception of the Missile Operations Badge, wear of these badges is optional. If worn, duty badges will be miniature in size (except when only one size badge is available). The first duty badge will be centered on the wearer's left ½ inch below the bottom row of medals. The second badge will be worn on the wearer's right in the same relative position as the badge worn on the wearer's left. The missile or excellence-in-competition badges are worn on the wearer's left, ½ inch below the bottom row of medals. Move any duty badge(s) to the wearer's right side, in the same relative position as the badge worn on the wearer's left. The Presidential and/or Vice Presidential Service Badge, will always be worn on the wearer's right side. **Note:** See paragraph 10.3 for additional information.

4.3.1.3.3.3. Air Force Command Insignia Pin. This pin is mandatory with all blue uniforms and is worn by all eligible commissioned officers in the rank of Colonel (O-6) and below. Current commander's wear the command insignia pin on the wearer's right side, centered, adjacent to top of medals, between the top shoulder seam and top button of the coat and midway between the lapel and arm seam. If member is a graduated commander, lower insignia on the wearer's right side, adjacent to bottom row of medals, between the top shoulder seam and top button of the coat and midway between the lapel and arm seam. If duty badge is worn with command insignia pin, place command insignia pin ½ inch above duty badge (current commander) or ½ inch below duty badge for graduated commander.

4.3.2. Shirt. The shirt will be a white commercial, conventional dress-type, with turn-down collar, pleats and French cuffs. The shirt will not have military creases. A V-neck or athletic style white tank top undershirt will be worn under the shirt. Both shirts will be tucked into the trousers.

4.3.2.1. Cuff Links. Cuff links are mandatory with the mess dress uniform. They will either be silver, satin finish or highly polished with the "wing and star" design; silver, highly polished with the AF symbol; or plain silver, highly polished, commercial design with dimensions and shape similar to the "wing and star" cuff links.

4.3.2.2. Studs. Studs are mandatory and can be either pearl centered, silver rimmed, highly polished, satin finished or plain silver, highly polished, commercial design with dimensions and shape similar to the pearl centered studs. The finish must match cuff links.

4.3.3. Bow Tie. The blue-satin bow tie is mandatory.

4.3.4. Trousers. Trousers will be blue, without pleats and cuffs. They will have a high-rise with side pockets and ⅞ inch blue striping down pant legs.

4.3.5. Suspenders. Suspenders are mandatory and will be either solid white, dark blue or black and will be attached to the trousers and will *not* be visible.

4.3.6. Cummerbund. The cummerbund will be plain blue-satin, worn half way between the shirt and trousers, with the open edge of the pleats facing upward.

4.3.7. Footwear. For wear and description see the applicable [paragraphs 6.4.1., 6.4.1.1. and 6.4.1.3.](#)

4.3.8. Headgear. The only authorized headgear for the mess dress uniform is the blue winter cap. The blue winter cap will only be worn with a full-length outer garment. For wear and description see applicable [paragraphs 6.2.6. through 6.2.6.3.](#)

4.3.9. Outer Garments. For wear and description see applicable [paragraphs 6.1.7 through 6.1.7.1.1.2. and 6.1.15.](#)

4.3.10. Accessories. Garment accessories will be conservative and plain without design or ornamentation. For wear and description see applicable [paragraph 6.3.](#)

4.3. (EGLINAFB) Optional, but highly encouraged for enlisted E-7 and above.

4.4. Women's Mess Dress Uniform (Mandatory for Officers/Optional for Enlisted). The mess dress uniform is worn for social functions of a formal and/or official nature (e.g., black tie affairs). The evening gown is the civilian equivalent. Enlisted may wear the semiformal service dress uniform if they do not have a mess dress (ref [paragraph 4.7.](#)) When in mess dress, saluting is not required.

Figure 4.2. Women's Mess Dress Uniform.





4.4.1. Coat. The mess dress coat will be blue, single-breasted, loose fitting at the waist with three “wing and star” buttons on each side of the front of the coat. The coat will have a satin shawl collar and lapels. With arms hanging naturally, semi-fitted sleeves will end $\frac{1}{4}$ to $\frac{1}{2}$ inch below the wrist. The center of the back of the coat will extend $2\frac{1}{2}$ to 3 inches below the natural waistline. The front opening will gap approximately 2 to 3 inches at bottom. The women’s mess dress jackets have no front link chain closure.

4.4.1.1. Officers will wear shoulder board rank as close to the shoulder seam as possible. General officers will wear a $\frac{3}{4}$ inch wide silver sleeve braid, $2\frac{1}{2}$ inches from the end of the sleeve. All other officers will wear a $\frac{1}{2}$ inch silver sleeve braid, $2\frac{1}{2}$ inches from the end of the sleeve.

4.4.1.2. Enlisted will wear $3\frac{1}{2}$ or 4 inch, chevron rank centered on the outer arm halfway between the shoulder seam and elbow when bent at a 90-degree angle.

4.4.1.3. Accoutrements.

4.4.1.3.1. Name Tag. A name tag is not worn on the mess dress uniform.

4.4.1.3.2. Medals. All medals (miniature) will be worn on the women’s mess dress uniform. Miniature medals will be centered on the wearer’s left between the lapel and arm seam and midway between the top shoulder seam and top button of the coat. Wear of foreign badges and decorations/medals on the mess dress uniform is authorized; however, members must request/receive permission to wear foreign decorations they accept (refer to AFI 36-2803 regarding acceptance). Wear criteria depends on the type of device the decoration represents. When wearing more than one foreign decoration (miniature medal), wear them in the order earned. For wear and description see the applicable paragraphs in [chapter 11](#).

4.4.1.3.3. Badges. The total number of badges worn will not exceed four. The commander's insignia does not count as one of the four badges. Wear only one foreign badge (see paragraph 10.5.2. for additional information).

4.4.1.3.3.1. Chaplain, Aeronautical, Space, Cyberspace, Missile Operations and Occupational Badges. No more than a combined total of two chaplain, aeronautical, space, cyberspace, missile operations or occupational badges will be worn on the wearer's left. Badges will be shiny, metallic except the heritage aeronautical wings which may have an oxidized satin finish. Chaplain, aeronautical, space, cyberspace, and missile operations badges are mandatory and, except for the missile operations badge, they will always be worn in the highest position. When more than one aeronautical, space, cyberspace or missile operations badge is authorized, the badge representing the current position will be worn and the second and subsequent aeronautical, space, cyberspace or missile operations badges become optional. All other occupational badges are optional. If chaplain badge is worn in conjunction with aeronautical, space or cyberspace badge, then the chaplain's badge will be in the higher position. Aeronautical, space, cyberspace and missile operations badges are equal in precedence. When awarded the aeronautical, space, cyberspace badges, wear the badge that reflects the current job or billet in the highest position. Parachutist wings are optional; however, when worn will be placed above an occupational badge or below a chaplain, aeronautical, space or cyberspace badge. All occupational badges worn will be the same size; mid-sized or regular. Aeronautical, space and cyberspace badges may be a different size than an occupational badge; however, multiple aeronautical, space and cyberspace badges will be the same size. The first badge will be worn on the wearer's left side centered $\frac{1}{2}$ inch above the highest row of medals. If no medals are authorized the first badge will be centered between the lapel and arm seam and midway between the top shoulder seam and top button of the coat. The second badge will be centered $\frac{1}{2}$ inch above the first badge.

4.4.1.3.3.2. Duty, Missile, and Excellence-in-Competition Badges. With the exception of the Missile Operations Badge, wear of these badges is optional. If worn, duty badges will be miniature in size (except when only one size badge is available). The first duty badge will be centered on the wearer's right, adjacent to the member's medals on the wearer's left. The second badge will be worn on the wearer's right, adjacent to the medals to the left side, centered and spaced $\frac{1}{2}$ inch apart from the first badge. The missile or excellence-in-competition badges are worn on the wearer's right, in the same relative position as the member's medals on the wearer's left. If a duty badge is being worn on the wearer's right, move the missile or excellence-in-competition badges to the wearer's left, $\frac{1}{2}$ inch below the bottom row of medals. The Presidential and/or Vice Presidential Service Badge, will always be worn on the wearer's right side. **Note:** See paragraph 10.3 for additional information.

4.4.1.3.3.3. Air Force Command Insignia Pin. This pin is mandatory on all blue uniforms and is worn by all eligible commissioned officers in the rank of Colonel (O-6) and below. Current commander's center command insignia pin on wearer's right side, adjacent to occupational badges worn on wearer's left. Graduated

commander's center commander insignia pin on wearer's right, in a relative position, adjacent to medals worn to the wearer's left. If a duty badge and the (current) command insignia pin are worn together, center command insignia pin ½ inch above duty badge. If two duty badges and the (current) command insignia pin are worn together, place command insignia pin ½ inch above both duty badges and center, with both duty badges evenly spaced ½ inch apart. Position command insignia pin between the two duty badges. If member is a graduated commander, center command insignia pin ½ inch below duty badge, if wearing only one duty badge or center command insignia pin ½ inch below duty badges, evenly spaced ½ inch apart, if wearing two duty badges.

4.4.2. Blouse. The mess dress blouse will be white, short or long-sleeved, with button or French cuff. It will be a conventional dress-style with turn-down collar and ¼ inch pleats or ⅛ inch pin tuck pleats. The blouse will not have military creases. White undershirts may be worn in the V-neck, athletic style tank top or crew-neck style and if worn, must be tucked into the skirt.

4.4.3. Tie Tab. The blue satin inverted-V tie tab with self-fastening tails is mandatory.

4.4.4. Cuff Links. Cuff links are optional with the mess dress uniform. They will either be silver, satin finish or highly polished with the "wing and star" design; silver, highly polished with the AF symbol; or plain silver, highly polished, commercial design with dimensions and shape similar to the "wing and star" cuff links.

4.4.4.1. Studs. Studs are optional and can be either pearl centered, silver rimmed, highly polished or satin finished or plain silver, highly polished, commercial design with dimensions and shape similar to the pearl centered studs. The finish must match cuff links.

4.4.5. Cummerbund. The cummerbund will be plain blue satin and worn halfway between the shirt and skirt with open edge of pleat facing upward. Cummerbunds will be without design.

4.4.6. Skirt. There are two types of blue mess dress skirts authorized. The primary mess dress skirt is the A-line style without the split. The optional straight hanging skirt with the side-split to the top of the knee is available through AAFES or MCSS as a special order. Both will be ankle length (no higher than ankle, no longer than the bottom of the heel).

4.4.7. Footwear. For wear and description see applicable [paragraphs 6.4.2., 6.4.2.1. and 6.4.2.6.](#)

4.4.8. Headgear. The only authorized headgear for the mess dress uniform is the blue winter cap. The blue winter cap will only be worn with a full-length outer garment. For wear and description see applicable [paragraphs 6.2.6. through 6.2.6.3.](#)

4.4.9. Outer Garments. For wear and description see applicable [paragraphs 6.1.7 through 6.1.7.1.1.2. and 6.1.15.](#)

4.4.10. Accessories. For wear and description see applicable [paragraph 6.3.](#)

4.4. (EGLINAFB) Optional, but highly encouraged for enlisted E-7 and above.

4.5. Maternity Mess Dress Uniform (Mandatory for Officers/Optional for Enlisted). The maternity mess dress uniform is worn for social functions of a formal and/or official nature (e.g., black tie affairs). The evening gown is the civilian equivalent. Enlisted may wear the semiformal service dress uniform if they do not have a mess dress. (see [paragraph 4.8.](#)) When in mess dress, saluting is not required.

Figure 4.3. Maternity Mess Dress Uniform.



4.5.1. Maternity Mess Dress Jumper. The dark blue jumper is worn over the white maternity blouse. The maternity jumper will be no shorter than the top of the kneecap or longer than the bottom of the kneecap.

4.5.2. Accoutrements.

4.5.2.1. Name Tag. A name tag is not worn on the maternity mess dress uniform.

4.5.2.2. Medals. All medals (miniature) will be worn on the maternity mess dress uniform. Miniature medals will be centered on the wearer's left between the lapel and arm seam and midway between the top shoulder seam and top button of the coat. Wear of foreign badges and decorations/medals on the maternity mess dress uniform is authorized; however, members must request/receive permission to wear foreign decorations they accept (refer to AFI 36-2803 regarding acceptance). Wear criteria depends on the type of device the decoration represents. When wearing more than one foreign decoration (miniature medal), wear them in the order earned. For wear and description see the applicable paragraphs in [chapter 11.](#)

4.5.2.3. Badges. The total number of badges worn will not exceed four. The commander's insignia does not count as one of the four badges. Wear only one foreign badge (see paragraph 10.5.2. for additional information).

4.5.2.4. Chaplain, Aeronautical, Space, Cyberspace, Missile Operations and Occupational Badges. No more than a combined total of two chaplain, aeronautical, space, cyberspace, missile operations or occupational badges will be worn on the wearer's left. Badges will be shiny, metallic except the heritage aeronautical wings which may have an oxidized satin finish. Chaplain, aeronautical, space, cyberspace, and missile operations badges are mandatory and, with the exception of the missile operations badge, will always be worn in the highest position. When more than one aeronautical, space, cyberspace, or missile operations badge is authorized, the badge representing the current position will be worn and the second and subsequent aeronautical, space, cyberspace or missile operations badges become optional. All other occupational badges are optional. If chaplain badge is worn in conjunction with aeronautical, space or cyberspace badge, then the chaplain's badge will be in the higher position. Aeronautical, space, cyberspace, and missile operations badges are equal in precedence. When awarded the aeronautical, space and cyberspace badges, wear the badge that reflects current job or billet in the highest position. Parachutist wings are optional; however, when worn they will be placed above an occupational badge or below a chaplain, aeronautical, space or cyberspace badge. All occupational badges worn will be the same size; mid-sized or regular. Aeronautical, space and cyberspace badges may be a different size than an occupational badge; however, multiple aeronautical, space, cyberspace badges will be the same size. The first badge will be worn on the wearer's left side centered ½ inch above the highest row of medals. If no medals are authorized, the first badge will be centered between the lapel and arm seam and midway between the top shoulder seam and top button of the coat. The second badge will be centered ½ inch above the first badge.

4.5.2.5. Duty, Missile, and Excellence-in-Competition Badges. With the exception of the Missile Operations Badge, wear of these badges is optional. If worn, duty badges will be miniature in size (except when only one size badge is available). The first duty badge will be centered on the wearer's right, adjacent to the member's medals on the wearer's left. The second badge will be worn on the wearer's right, adjacent to the medals to the left side, centered and spaced ½ inch apart from the first badge. The missile or excellence-in-competition badges are worn on the wearer's right, in the same relative position as the member's medals on the wearer's lefts. If a duty badge is being worn on the wearer's right, move the missile or excellence-in-competition badges to the wearer's left, ½ inch below the bottom row of medals. The Presidential and/or Vice Presidential Service Badge, will always be worn on the wearer's right side. **Note:** See paragraph 10.3 for additional information.

4.5.2.6. Air Force Command Insignia Pin. This pin is mandatory on all blue uniforms and is worn by all eligible commissioned officers in the rank of Colonel (O-6) and below. Current commander's center command insignia pin on wearer's right side, adjacent to occupational badges worn on wearer's left. Graduated commander's center commander insignia pin on wearer's right, in a relative position, adjacent to medals worn to the wearer's left. If a duty badge and the (current) command insignia pin are worn together,

center command insignia pin ½ inch above duty badge. If two duty badges and the (current) command insignia pin are worn together, place command insignia pin ½ inch above both duty badges and center, with both duty badges evenly spaced ½ inch apart. Position command insignia pin between the two duty badges. If member is a graduated commander, center command insignia pin ½ inch below duty badge, if wearing only one duty badge or center command insignia pin ½ inch below duty badges, evenly spaced ½ inch apart, if wearing two duty badges.

4.5.3. Blouse. White long-sleeved maternity blouse will be worn with the maternity mess dress. Military creases are not authorized.

4.5.3.1. Officers will wear shoulder mark insignia as close to the shoulder seam as possible and button epaulets of blouse over jumper.

4.5.3.2. Enlisted Airmen will wear 3 ½ inch chevrons centered halfway between shoulder seam and elbow bent at 90-degree angle. SNCO will wear sleeve chevrons only (shoulder mark insignia is not authorized).

4.5.4. Tie Tab. The blue satin inverted-V tie tab with self-fastening tails is mandatory.

4.5.5. Cuff Links. Cuff links are optional with the maternity mess dress uniform. If worn, they will either be silver, satin finish or highly polished with the "wing and star" design; silver, highly polished with the AF symbol; or plain silver, highly polished, commercial design with dimensions and shape similar to the "wing and star" cuff links.

4.5.5.1. Studs. Studs are optional and can be either pearl centered, silver rimmed, highly polished or satin finished or plain silver, highly polished, commercial design with dimensions and shape similar to the pearl centered studs. The finish must match cuff links.

4.5.6. Footwear. For wear and description see applicable [paragraphs 6.4.2., 6.4.2.1. and 6.4.2.6.](#)

4.5.7. Headgear. The only authorized headgear for the mess dress uniform is the blue winter cap. The blue winter cap will only be worn with a full-length outer garment. For wear and description see applicable [paragraphs 6.2.6. through 6.2.6.3.](#)

4.5.8. Outer Garments. For wear and description see applicable [paragraphs 6.1.7 through 6.1.7.1.1.2. and 6.1.15.](#)

4.5.9. Accessories. For wear and description see applicable [paragraph 6.3.](#)

4.6. Men's Semi-Formal Dress Uniform (Enlisted Only). Men's semi-formal dress uniform is worn for social functions of a semi-formal and/or official nature as prescribed by the commander or equivalent. Semi-formal is the same term used when describing the civilian equivalent. When in semi-formal dress, saluting is not required.

Figure 4.4. Men's Semi-Formal Dress Uniform



4.6.1. Coat. The enlisted semi-formal dress uniform coat is the service dress uniform coat without a name tag. A maximum of four badges may be worn. If authorized, the first duty badge will be centered on the wearer's left 1½ inch below top of welt pocket and centered. The second duty badge will be worn on the wearer's right in the same relative position as the badge worn on the wearer's left. The missile or excellence-in-competition badges are worn on the wearer's left, 1½ inch below top of welt pocket and centered. Move any duty badge(s) to the wearer's right side, in the same relative position as the badge worn on the wearer's left. If authorized, center a third badge on the wearer's right side, in the same relative position as the ribbons worn on the wearer's left. The missile badge is only worn 1½ inch below top of welt pocket and centered. Move duty badge to wearer's right if authorized to wear a duty badge and the missile badge. The excellence-in-competition badge is only worn centered on the left welt pocket. If awarded, the Presidential and/or Vice Presidential Service Badge, will always be worn on the wearer's right, the position of honor. **Note:** See paragraph 10.3 for additional information.

4.6.1.1. Chaplain, Aeronautical, Space, Cyberspace, Missile Operations and Occupational Badges. No more than a combined total of two chaplain, aeronautical, space, cyberspace, missile operations or occupational badges will be worn on the wearer's left. Badges will be shiny, metallic except the heritage aeronautical wings which

may have an oxidized satin finish. Chaplain, aeronautical, space, cyberspace, and missile operations badges are mandatory and, except for the missile operations badge, they will always be worn in the highest position. When more than one aeronautical, space, cyberspace, or missile operations badge is authorized, the badge representing the current position will be worn and the second and subsequent aeronautical, space, cyberspace or missile operations badges become optional. All other occupational badges are optional. If chaplain badge is worn in conjunction with aeronautical, space or cyberspace badge, then the chaplain's badge will be in the higher position. Aeronautical, space, cyberspace, and missile operations badges are equal in precedence. When awarded the aeronautical, space and cyberspace badges, wear the badge that reflects current job or billet in the highest position. Parachutist wings are optional; however, when worn they will be placed above an occupational badge or below a chaplain, aeronautical, space or cyberspace badge. All occupational badges worn will be the same size; mid-sized or regular. Aeronautical, space and cyberspace badges may be a different size than an occupational badge; however, multiple aeronautical, space and cyberspace badges will be the same size. The first badge will be worn on the wearer's left side centered ½ inch above the highest row of medals. If no medals are authorized the first badge will be centered between the lapel and arm seam and midway between the top shoulder seam and top button of the coat. The second badge will be centered ½ inch above the first badge.

4.6.2. White Long-Sleeve Shirt. The white long-sleeve shirt will be plain, knit or woven, commercial type with a short or medium point collar, with button or French cuffs. Military creases are not authorized. A white V-neck or athletic style tank top undershirt will be worn under the shirt. Both shirts will be tucked into the trousers.

4.6.2.1. Cuff Links. Cuff links are optional with the semi-formal dress uniform. They will either be silver, satin finish or highly polished with the "wing and star" design; silver, highly polished with the AF symbol; or plain silver, highly polished, commercial design with dimensions and shape similar to the "wing and star" cuff links.

4.6.3. Tie and Tie Tack/Clasp. Either a blue polyester or silk, herringbone twill tie will be worn with the semi-formal dress uniform. The tip of the tie must cover a portion of the belt buckle, but cannot extend below the bottom of the belt buckle. A tie tack or clasp is optional; however, if worn the tie tack or clasp will be the "wing and star" design, Air Force symbol, or rank insignia. The tie tack or clasp will be centered between the bottom edge of the knot and bottom tip of the tie.

4.6.4. Trousers. The enlisted semi-formal dress uniform trousers are the same as the service dress uniform trousers.

4.6.5. Belt and Buckle. The enlisted semi-formal dress uniform belt and buckle are the same as the service dress belt and buckle.

4.6.6. Footwear. For wear and description see applicable [paragraphs 6.4.1., 6.4.1.1. and 6.4.1.3.](#)

4.6.7. Headgear. The only authorized headgear for the semi-formal dress uniform is the blue winter cap. The blue winter cap will only be worn with a full-length outer garment. For wear and description see applicable [paragraphs 6.2.6. through 6.2.6.3.](#)

4.6.8. Outer Garments. For wear and description see applicable [paragraphs 6.1.7 through 6.1.7.1.1.](#), [paragraph 6.1.7.1.2.](#), and [paragraph 6.1.15.](#)

4.6.9. Accessories. For wear and description see applicable [paragraph 6.3.](#)

4.7. Women's Semi-Formal Dress Uniform (Enlisted Only). Women's semi-formal dress uniform is worn for social functions of a semi-formal and/or official nature as prescribed by the commander or equivalent. Semi-formal is the same term used when describing the civilian equivalent. When in semi-formal dress, saluting is not required.

Figure 4.5. Women's Semi-Formal Dress Uniform.



4.7.1. Coat. The enlisted semi-formal dress uniform coat is the service dress uniform coat without a name tag. A maximum of four badges may be worn. If authorized, the first duty badge will be centered on the wearer's right, adjacent to the member's ribbons on the wearer's left. The second badge will be worn on the wearer's right, adjacent to the ribbons to the left side, centered and spaced $\frac{1}{2}$ inch apart from the first badge. The missile or excellence-in-competition badges are worn on the wearer's right, in the same relative position as the member's ribbons on the wearer's left. If a duty badge is being worn on the wearer's right, move the missile or excellence-in-competition badges to the wearer's left, $1 \frac{1}{2}$ inches below the top of the welt pocket. The Presidential and/or Vice Presidential Service Badge, will always be worn on the wearer's right side. **Note:** See paragraph 10.3 for additional information.

4.7.1.1. Chaplain, Aeronautical, Space, Cyberspace, Missile Operations and Occupational Badges. No more than a combined total of two chaplain, aeronautical, space, cyberspace, missile operations or occupational badges will be worn on the wearer's left. Badges will be shiny, metallic except the heritage aeronautical wings which may have an oxidized satin finish. Chaplain, aeronautical, space, cyberspace and missile operations badges are mandatory and, except for the missile operations badge will always be worn in the highest position. When more than one aeronautical, space, cyberspace or missile operations badge is authorized, the badge representing the current position will be worn and the second and subsequent aeronautical, space, cyberspace or missile operations badges become optional. All other occupational badges are optional. If chaplain badge is worn in conjunction with aeronautical, space or cyberspace badge, then the chaplain's badge will be in the higher position. Aeronautical, space, cyberspace and missile operations badges are equal in precedence. When awarded the aeronautical, space and cyberspace badges, wear the badge that reflects current job or billet in the highest position. Parachutist wings are optional; however, when worn they will be placed above an occupational badge or below a chaplain, aeronautical, space or cyberspace badge. All occupational badges worn will be the same size; mid-sized or regular. Aeronautical, space and cyberspace badges may be a different size than an occupational badge; however, multiple aeronautical, space and cyberspace badges will be the same size. The first badge will be worn on the wearer's left side centered ½ inch above the highest row of medals. If no medals are authorized the first badge will be centered between the lapel and arm seam and midway between the top shoulder seam and top button of the coat. The second badge will be centered ½ inch above the first badge.

4.7.2. Blouse. The semi-form fitting white blouse will be polyester or cotton, princess line, button front, with small-pointed collar. Military creases are not authorized. A white V-neck or athletic style tank top undershirt may be worn under the shirt. If either style of undershirt is worn, the undershirt will be tucked into the skirt.

4.7.3. Tie Tab. The blue satin inverted-V tie tab with self-fastening tails is mandatory.

4.7.4. Cuff Links. Cuff links are optional with the semi-formal dress uniform. They will either be silver, satin finish or highly polished with the "wing and star" design; silver, highly polished with the AF symbol; or plain silver, highly polished, commercial design with dimensions and shape similar to the "wing and star" cuff links.

4.7.5. Skirt. The enlisted semi-formal dress uniform skirt is the same as the service dress uniform skirt; however, slacks are not authorized with the women's semi-formal uniform.

4.7.6. Belt and Buckle. The enlisted semi-formal dress uniform belt and buckle are the same as the service dress uniform belt and buckle.

4.7.7. Footwear. For wear and description see applicable [paragraphs 6.4.2., 6.4.2.1. and 6.4.2.6.](#)

4.7.8. Headgear. The only authorized headgear for the semi-formal dress uniform is the blue winter cap. The blue winter cap will only be worn with a full-length outer garment. For wear and description see applicable [paragraphs 6.2.6. through 6.2.6.3.](#)

4.7.9. Outer Garments. For wear and description see applicable [paragraphs 6.1.7 through 6.1.7.1.1., paragraph 6.1.7.1.1.2. and paragraph 6.1.15.](#)

4.7.10. Accessories. For wear and description see applicable [paragraph 6.3](#).

4.8. Maternity Semi-Formal Dress Uniform (Enlisted Only). Maternity semi-formal dress uniform is worn for social functions of a semi-formal and/or official nature as prescribed by the commander or equivalent. Semi-formal is the same term used when describing the civilian equivalent. When in semi-formal dress, saluting is not required.

Figure 4.6. Maternity Semi-Formal Dress Uniform.



4.8.1. Maternity Semi-Formal Dress Uniform Jumper. The semi-formal maternity dress uniform jumper is the maternity service dress uniform jumper without a name tag. A maximum of four badges may be worn. If authorized, the first duty badge will be centered on the wearer's right, adjacent to the member's ribbons on the wearer's left. The second badge will be worn on the wearer's right, adjacent to the ribbons to the left side, centered and spaced ½ inch apart from the first badge. The missile or excellence-in-competition badges are worn on the wearer's right, in the same relative position as the member's ribbons on the wearer's lefts. If a duty badge is being worn on the wearer's right, move the missile or excellence-in-competition badges to the wearer's left, 1½ inch below the bottom row of ribbons. The Presidential and/or Vice Presidential Service Badge, will always be worn on the wearer's right side. **Note:** See paragraph 10.3 for additional information.

4.8.1.1. Chaplain, Aeronautical, Space, Cyberspace, Missile Operations and Occupational Badges. No more than a combined total of two chaplain, aeronautical, space, cyberspace, missile operations or occupational badges will be worn on the wearer's left. Badges will be shiny, metallic except the heritage aeronautical wings which may have an oxidized satin finish. Chaplain, aeronautical, space, cyberspace and missile operations badges are mandatory and, except for the missile operations badge, will always be worn in the highest position. When more than one aeronautical, space, or cyberspace badge is authorized, the badge representing the current position will be worn and the second and subsequent aeronautical, space, cyberspace, or missile operations badges become optional. All other occupational badges are optional. If chaplain badge is worn in conjunction with aeronautical, space or cyberspace badge, then the chaplain's badge will be in the higher position. Aeronautical, space, cyberspace, and missile operations badges are equal in precedence. When awarded the aeronautical, space and cyberspace badges, wear the badge that reflects current job or billet in the highest position. Parachutist wings are optional; however, when worn they will be placed above an occupational badge or below a chaplain, aeronautical, space or cyberspace badge. All occupational badges worn will be the same size; mid-sized or regular. Aeronautical, space and cyberspace badges may be a different size than an occupational badge; however, multiple aeronautical, space and cyberspace badges will be the same size. The first badge will be worn on the wearer's left side centered ½ inch above the highest row of medals. If no medals are authorized the first badge will be centered between the lapel and arm seam and midway between the top shoulder seam and top button of the coat. The second badge will be centered ½ inch above the first badge.

4.8.2. White Maternity Blouse. White long-sleeved maternity blouse will be worn with the maternity semi-formal dress uniform. Military creases are not authorized. Airmen will wear 3 ½ inch chevrons centered half way between shoulder seam and elbow when bent at 90 degree angle. SNCOs will wear sleeve chevrons only (shoulder mark insignia is not authorized).

4.8.3. Tie Tab. The blue satin inverted-V tie tab with self-fastening tails is mandatory.

4.8.4. Cuff Links. Cuff links are optional with the maternity semi-formal dress uniform. If worn, they will either be silver, satin finish or highly polished with the "wing and star" design; silver, highly polished with the AF symbol; or plain silver, highly polished, commercial design with dimensions and shape similar to the "wing and star" cuff links.

4.8.5. Footwear. For wear and description see applicable [paragraphs 6.4.2., 6.4.2.1. and 6.4.2.6.](#)

4.8.6. Headgear. The only authorized headgear for the semi-formal dress uniform is the blue winter cap. The blue winter cap will only be worn with a full-length outer garment. For wear and description see applicable [paragraphs 6.2.6. through 6.2.6.3.](#)

4.8.7. Outer Garments. For wear and description see applicable [paragraphs 6.1.7 through 6.1.7.1.1., paragraph 6.1.7.1.1.2. and paragraph 6.1.15.](#)

4.8.8. Accessories. For wear and description see applicable [paragraph 6.3.](#)

4.9. Men's Service Dress Uniform (Class A).

4.9.1. Coat. The men's service dress coat will be polyester and wool-blend, serge weave; semi-drape, single-breasted with three buttons and will have one welt pocket on the upper left side and two lower pocket flaps. Officer's coat will have epaulets; enlisted coats will have no epaulets. General officers will wear a 1 ½ inch wide blue sleeve braid, 3 inches from the end of the sleeve. All other officers will wear a ½ inch wide blue sleeve braid 3 inches from the end of the sleeve. With arms hanging naturally, sleeves will end ¼ to ½ inch below the wrist. The bottom of the coat will extend 3 to 3 ½ inches below the top of the thigh. The sleeves and lapel will be roll-pressed.

Figure 4.7. Men's Service Dress Uniform.





4.9.1.1. Officer Rank Insignia. Officers will center regular size rank insignia $\frac{5}{8}$ inch from end of the epaulet and parallel with the sleeve seam, when applicable.

4.9.1.1.1. General Officers will wear 1 inch stars point-to-center; $\frac{3}{4}$ inch stars are optional, if unable to wear the 1 inch stars.

4.9.1.1.1.1. Generals will evenly space all four stars between the button securing the epaulet and the sleeve seam.

4.9.1.1.1.2. Lieutenant Generals will place one star on the center point of the epaulet and center the two remaining stars between the first star and the button securing the epaulet and the sleeve seam.

4.9.1.1.1.3. Major Generals will evenly space their stars between the center point of the epaulet and the button securing the epaulet and the sleeve seam.

4.9.1.1.1.4. Brigadier Generals will center their star between the button securing the epaulet and the sleeve seam.

4.9.1.1.2. Colonel rank insignia is worn with the eagle's beak facing forward.

4.9.1.1.3. The stem on the Lieutenant Colonel and Major rank insignia will point away from the collar.

4.9.1.2. Enlisted Insignia. Enlisted will wear 4 inch, chevron rank centered on the outer arm halfway between the shoulder seam and elbow when bent at a 90-degree angle.

4.9.1.3. Accoutrements.

4.9.1.3.1. US Lapel Insignia. The US lapel insignia is placed halfway up the seam, resting on but not over it. The "US" letters in the insignia are parallel with the ground. "US" insignias for officers do not have circles. Circles are worn around the US insignias for enlisted personnel only.

4.9.1.3.2. Nametag. The name tag is metal engraved, brushed satin silver finish with the last name engraved in blue lettering. The name tag will be centered on the wearer's right between the sleeve seam and lapel and the bottom of name tag will be parallel with bottom of ribbons.

4.9.1.3.3. Ribbons. All ribbons and devices will be worn on the men's service dress uniform. Wear ribbons centered, resting on (but not over) the edge of the welt pocket. Wear of foreign badges and decorations/medals on the semi-formal/service dress uniform is authorized; however, members must request/receive permission to wear foreign decorations they accept (refer to AFI 36-2803 regarding acceptance). Wear foreign medals and ribbons on service dress and semi-formal uniform when they are the same size as Air Force medals and ribbons. Wear criteria depends on the type of device the decoration represents. For wear and description see the applicable paragraphs in [chapter 11](#).

4.9.1.3.4. Badges. The total number of badges worn will not exceed four. The commander's insignia does not count as one of the four badges. Wear only one foreign badge (see paragraph 10.5.2. for additional information).

4.9.1.3.4.1. Chaplain, Aeronautical, Space, Cyberspace, Missile Operations and Occupational Badges. No more than a combined total of two chaplain, aeronautical, space, cyberspace, missile operations or occupational badges will be worn on the wearer's left. Badges will be shiny, metallic except the heritage aeronautical wings which may have an oxidized satin finish. Chaplain, aeronautical, space, cyberspace and missile operations badges are mandatory and, except for the missile operations badge, will always be worn in the highest position. When more than one aeronautical, space, cyberspace or missile operations badge is authorized, the badge representing the current position will be worn and the second and subsequent aeronautical, space, cyberspace or missile operations badges become optional. All other occupational badges are optional. If chaplain badge is worn in conjunction with aeronautical, space or cyberspace badge, then the chaplain's badge will be in the higher position. Aeronautical, space cyberspace and missile operations badges are equal in precedence. When awarded the aeronautical, space and cyberspace badges, wear the badge that reflects current job or billet in the highest position. Parachutist wings are optional; however, when worn they will be placed above an occupational badge or below a chaplain, aeronautical, space or cyberspace badge. All occupational badges worn will be the same size; mid-sized or regular. Aeronautical, space and cyberspace badges may be a different size than an occupational badge; however, multiple aeronautical, space and cyberspace badges will be the same size. The first badge will be worn on the wearer's left side centered ½ inch above the highest row of ribbons. The second badge will be centered ½ inch above the first badge.

4.9.1.3.4.2. Duty, Missile, and Excellence-in-Competition Badges. With the exception of the Missile Operations Badge, wear of these badges is optional. If worn, duty badges will be large in size (except when only one size badge is available). The total number of badges worn will not exceed four, to include the above mentioned occupational, aeronautical, space, cyberspace and missile operations badges. The first duty badge will be centered on the wearer's left 1½

inch below top of welt pocket and centered. The second badge will be worn on the wearer's right 1 ½ inch below the name tag. If authorized, center a third badge ½ inch above the name tag. The missile badge is only worn 1½ inch below top of welt pocket and centered. Move duty badge to wearer's right if authorized to wear a duty badge and the missile badge. The excellence-in-competition badge is only worn centered on the left welt pocket. If awarded, the Presidential and/or Vice Presidential Service Badge, will always be worn on the wearer's right, the position of honor.

4.9.1.3.4.3. Air Force Command Insignia Pin. This pin is mandatory with blue uniforms and is worn by all eligible commissioned officers in the rank of Colonel (O-6) and below. Command insignia pin is worn on the wearer's right side, centered ½ inch above the name tag for current commanders, centered ½ inch below name tag for graduated commanders. If duty badge is worn on the wearer's right side with command insignia pin, center duty badge ½ inch above command insignia pin (current commander) or center duty badge ½ inch below command insignia pin for graduated commander.

4.9.2. Long-Sleeve/Short-Sleeve Blue Shirt. The long-sleeve and short-sleeve blue shirt will be light blue in color with two pleated pockets, convertible cuffs (long-sleeve only), and epaulets. The collar of the shirt will be visible ¼ to ½ inch above the service dress coat collar. With arms hanging naturally, sleeves will end ¼ to ½ inch below the wrist, but not be visible below the sleeves of the service coat. The blue shirt will be neatly tucked into the trousers. The shirt may be altered for a tapered fit. A white V-neck or athletic style tank top, or crew neck style (long sleeve blue shirt only) undershirt will be worn under the shirt.

4.9.2.1. Officer Rank Insignia. Officers wear shoulder mark insignia.

4.9.2.2. Enlisted Insignia. Enlisted will wear 3 ½ inch chevron rank centered on the outer arm halfway between the shoulder seam and elbow when bent at a 90-degree angle (long sleeved-shirt) or bottom edge of the sleeve (short sleeved-shirt). SNCOs will wear sleeve chevrons only (shoulder mark insignia is not authorized).

4.9.2.3. Accoutrements.

4.9.2.3.1. Nametag. The name tag will be blue plastic with the last name engraved in white lettering. The name tag will be centered, resting on, but not over the edge of the pleated pocket on the wearer's right.

4.9.2.3.2. Ribbons. All or no ribbons and devices will be worn. If worn, ribbons will be centered, resting on, but not over the edge of the pleated pocket on the wearers left. For wear and description see the applicable paragraphs in [chapter 11](#).

4.9.2.4. Cuff Links. Cuff links are optional with the service dress uniform. They will either be silver, satin finish or highly polished with the "wing and star" design; silver, highly polished with the AF symbol; or plain silver, highly polished, commercial design with dimensions and shape similar to the "wing and star" cuff links.

4.9.3. Tie. A tie will be worn with the service dress uniform. The tie will be either blue polyester or silk, herringbone twill. The tip of the tie must cover a portion of the belt buckle, but cannot extend below the bottom of the belt buckle. A tie tack or clasp may be worn with

the tie. If worn, the tie tack or clasp will be the “wing and star” design, Air Force symbol, or rank insignia. The tie tack or clasp will be centered between the bottom edge of the knot and bottom tip of the tie.

4.9.4. Trousers. Trousers will be blue and trim-fitted with no bunching at the waist or bagging at the seat. The trousers will be full cut, straight hanging and without cuffs or additional alterations to further taper the leg. The front of the trouser legs will rest on the front of the shoe or boot with a slight break in the crease. The back of the trouser legs will be $\frac{7}{8}$ inch longer than the front. The trouser material will match the service dress coat in both fabric and shade.

4.9.5. Belt and Buckle. The belt will be blue, cotton web or elastic, solid or woven. The belt will have a silver (chrome finish) tip and a buckle. The silver tip of the belt will extend beyond the buckle facing the wearer’s left; however, no blue fabric will be visible between the silver tip and silver buckle. General officers may wear the “wing and star” design, silver belt buckle.

4.9.6. Footwear. For wear and description see applicable paragraphs 6.4.1., 6.4.1.1., 6.4.1.3., 6.4.1.4., 6.4.1.5., and 6.4.1.6.

4.9.7. Headgear. For wear and description see applicable [paragraphs 6.2.1 through 6.2.7.2](#).

4.9.8. Outer Garments. For wear and description see applicable [paragraphs 6.1.7 through 6.1.7.1.1.2 and 6.1.15](#).

4.9.9. Accessories. For wear and description see applicable [paragraph 6.3](#).

4.10. Women’s Service Dress Uniform (Class A).

4.10.1. Coat. The woman’s service dress coat will be polyester and wool-blend, serge weave; semi-drape, single-breasted with three buttons and will have one welt pocket on the upper left side and two lower pocket flaps. Officer’s coat will have epaulets; enlisted coats will have no epaulets. General officers will wear a 1 $\frac{1}{2}$ inch wide blue sleeve braid, 3 inches from the end of the sleeve. All other officers will wear a $\frac{1}{2}$ inch wide blue sleeve braid 3 inches from the end of the sleeve. With arms hanging naturally, sleeves will end $\frac{1}{4}$ to $\frac{1}{2}$ inch below the wrist. The bottom of the coat will extend 3 to 3 $\frac{1}{2}$ inches below the top of the thigh. The sleeves and lapel will be roll-pressed.

Figure 4.8. Women's Service Dress Uniform.



4.10.1.1. Officer Rank Insignia. Officers will center regular size rank insignia $\frac{5}{8}$ inch from end of the epaulet and parallel with the sleeve seam, when applicable.

4.10.1.1.1. General Officers will wear 1 inch stars point-to-center; $\frac{3}{4}$ inch stars are optional, if unable to wear the 1 inch stars.

4.10.1.1.1.1. Generals will evenly space all four stars between the button securing

the epaulet and the sleeve seam.

4.10.1.1.1.2. Lieutenant Generals will place one star on the center point of the epaulet and center the two remaining stars between the first star and the button securing the epaulet and the sleeve seam.

4.10.1.1.1.3. Major Generals will evenly space their stars between the center point of the epaulet and the button securing the epaulet and the sleeve seam.

4.10.1.1.1.4. Brigadier Generals will center their star between the button securing the epaulet and the sleeve seam.

4.10.1.1.2. Colonel rank insignia is worn with the eagle's beak facing forward.

4.10.1.1.3. The stem on the Lieutenant Colonel and Major rank insignia will point away from the collar.

4.10.1.2. Enlisted Insignia. Enlisted will wear 3 ½ or 4 inch, chevron rank centered on the outer arm halfway between the shoulder seam and elbow when bent at a 90-degree angle.

4.10.1.3. Accoutrements.

4.10.1.3.1. US Lapel Insignia. The US lapel insignia is placed halfway up the seam, resting on but not over it. The letters in the insignia are parallel with the ground. "US" insignia for officers do not have circles; circles are worn around the "US" insignias for enlisted personnel only.

4.10.1.3.2. Nametag. The name tag is metal engraved, brushed satin silver finish with the last name engraved in blue lettering. The name tag will be centered on the wearer's right between the sleeve seam and lapel and the bottom of name tag will be parallel with bottom of ribbons.

4.10.1.3.3. Ribbons. All ribbons and devices will be worn on the women's service dress uniform. Wear ribbons centered, resting on (but not over) the edge of the welt pocket. Wear of foreign badges and decorations/medals on the semi-formal/service dress uniform is authorized; however, members must request/receive permission to wear foreign decorations they accept (refer to AFI 36-2803 regarding acceptance). Wear foreign medals and ribbons on service dress and semi-formal uniform when they are the same size as Air Force medals and ribbons. Wear criteria depends on the type of device the decoration represents. For wear and description see the applicable paragraphs in [chapter 11](#).

4.10.1.3.4. Badges. The total number of badges worn will not exceed four. The commander's insignia does not count as one of the four badges. Wear only one foreign badge (see paragraph 10.5.2. for additional information).

4.10.1.3.4.1. Chaplain, Aeronautical, Space, Cyberspace, Missile Operations and Occupational Badges. No more than a combined total of two chaplain, aeronautical, space, cyberspace, missile operations or occupational badges will be worn on the wearer's left. Badges will be shiny, metallic except the heritage aeronautical wings which may have an oxidized satin finish. Chaplain, aeronautical, space, cyberspace and missile operations badges are mandatory and,

except for the missile operations badge, will always be worn in the highest position. When more than one aeronautical, space, cyberspace or missile operations badge is authorized, the badge representing the current position will be worn and the second and subsequent aeronautical, space, cyberspace or missile operations badges become optional. All other occupational badges are optional. If chaplain badge is worn in conjunction with aeronautical, space or cyberspace badge, then the chaplain's badge will be in the higher position. Aeronautical, space and cyberspace badges are equal in precedence. When awarded the aeronautical, space and cyberspace badges, wear the badge that reflects current job or billet in the highest position. Parachutist wings are optional; however, when worn they will be placed above an occupational badge or below a chaplain, aeronautical, space or cyberspace badge. All occupational badges worn will be the same size; mid-sized or regular. Aeronautical, space and cyberspace badges may be a different size than an occupational badge; however, multiple aeronautical, space and cyberspace badges will be the same size. The first badge will be worn on the wearer's left side centered ½ inch above the highest row of ribbons. The second badge will be centered ½ inch above the first badge.

4.10.1.3.4.2. Duty, Missile, and Excellence-in-Competition Badges. With the exception of the Missile Operations Badge, wear of these badges is optional. If worn, duty badges will be large in size (except when only one size badge is available). The total number of badges worn will not exceed four, to include the above mentioned occupational, aeronautical, space cyberspace and missile operations badges. The first duty badge will be centered on the wearer's right, ½ inch above the name tag and centered. The second badge will be worn ½ inch above the name tag and centered and spaced ½ inch apart from the first badge. If duty badge(s) are worn, the missile or excellence-in-competition badge(s) will only be worn on the wearer's left, 1 ½ inches below the top of the welt pocket. If no duty badge(s) are worn, the missile badge and/or excellence-in-competition badge is worn on the wearer's right, ½ inch above name tag. If awarded, the Presidential and/or Vice Presidential Service Badge, will always be worn on the wearer's right, above the nametag, the position of honor.

4.10.1.3.4.3. Air Force Command Insignia Pin. This pin is mandatory on blue uniforms and is worn by all eligible commissioned officers in the rank of Colonel (O-6) and below. Command insignia pin is worn on the wearer's right side, centered ½ inch above the name tag for current commanders or centered ½ inch below name tag for graduated commanders. If wearing one duty badge with command insignia pin, (current commanders) center duty badge ½ inch above command insignia pin. If two duty badges and the (current) command insignia pin are worn together, place command insignia pin ½ inch above name tag and place both duty badges ½ inch above command insignia pin, centered and spaced ½ inch apart.

4.10.2. Blouse (Long and Short-sleeved). The pointed-end collar of the shirt must show ¼ to ½ inch above the service dress coat collar with arms hanging naturally. It will not have military creases and will have epaulets. With arms hanging naturally, long-sleeves will end ¼ to ½ inch below the wrist, but not be visible below the sleeves of the service coat. The long-

sleeved blouse will have rounded cuffs with buttonhole closures on each cuff. The blouse may be modified at the Airman's expense to accommodate cuff links. White, V-neck, athletic style tank top or crew neck style (long sleeve blouse only) undershirts are optional. If worn, they will be tucked into the skirt or slacks.

4.10.2.1. Tuck-in Style Blouse (Long or Short-Sleeved). The blue blouse will have a tapered fit and will be tucked into the slacks or skirt.

4.10.2.2. Semi-Form Fitting Blouse (Long or Short-Sleeved). The blue blouse will be a semi-form fitting princess line.

4.10.2.2.1. Officer Rank Insignia. Officers wear shoulder mark insignia.

4.10.2.2.2. Enlisted Insignia. Enlisted will wear 3 ½ inch chevron rank centered on the outer arm halfway between the shoulder seam and elbow when bent at a 90-degree angle (long sleeved-shirt) or bottom edge of the sleeve (short sleeved-shirt). SNCOs will wear sleeve chevrons only (shoulder mark insignia is not authorized).

4.10.2.3. Nametag. The name tag will be blue plastic with the last name engraved in white lettering. The name tag will be centered, even with to 1 ½ inches higher or lower than the first exposed button on the wearer's right.

4.10.2.3.1. Ribbons. Ribbons are optional. If worn, center ribbons on wearer's left, parallel with ground. Align bottom of the ribbons with the bottom of the name tag. All or no ribbons and devices will be worn. For wear and description see the applicable paragraphs in [chapter 11](#).

4.10.2.4. Cuff Links. Cuff links are optional with the service dress uniform. They will either be silver, satin finish or highly polished with the "wing and star" design; silver, highly polished with the AF symbol; or plain silver, highly polished, commercial design with dimensions and shape similar to the "wing and star" cuff links.

4.10.3. Tie Tab. An inverted-V tie tab will be worn with the service dress uniform. The tie tab will be blue polyester herringbone with self-fastening tails when worn with the tuck-in style blouse and with or without self-fasteners with the semi-form fitting blouse.

4.10.4. Slacks. Slacks will be blue and fit naturally over the hips with no bunching at the waist or bagging at the seat. The bottom front of the slack legs will rest on the front of the shoe, boot or on top of the foot if wearing pumps, with a slight break in the crease. The back of the slack legs will be approximately 7/8 inch longer than the front. The slacks will be tailored, straight hanging, with no flare at the bottom or additional alterations to further taper the leg. They will have a center fly-front opening and front and back waist darts, two ¼ top side pockets, and a waistband with five belt loops. The slacks material will be 100% polyester, polyester wool tropical, or wool blend with a serge weave. The slacks material will match the service dress coat in both fabric and shade.

4.10.5. Skirt. The skirt will be polyester or poly-wool, blue and hang naturally over the hips with a slight flare. The skirt will be no shorter than the top of the kneecap and no longer than the bottom of the kneecap when standing at attention. The skirt will be straight style with belt loops, a kick pleat in the back, two pockets, and a darted front. Skirts will have a back zipper and lining attached to the waist. Skirt material will match the service dress coat in both fabric and shade.

4.10.6. Belt and Buckle. The belt will be blue, cotton web or elastic, solid or woven. The belt will have a silver (chrome finish) tip and a buckle. The silver tip of the belt will extend beyond the buckle facing the wearer's right; however, no blue fabric will be visible between the silver tip and silver buckle. General officers may wear the "wing and star" design, silver belt buckle.

4.10.7. Footwear. For wear and description see applicable paragraphs 6.4.2., 6.4.2.1., 6.4.2.2., 6.4.2.5., 6.4.2.6., 6.4.2.7., 6.4.2.8. (and 6.4.2.9. with slacks only).

4.10.8. Headgear. For wear and description see applicable [paragraphs 6.2.1. through 6.2.7.2.](#)

4.10.9. Outer Garments. For wear and description see applicable [paragraphs 6.1.7 through 6.1.7.1.1.2. and paragraph 6.1.15.](#)

4.10.10. Accessories. For wear and description see applicable [paragraph 6.3.](#)

4.11. Maternity Service Dress Uniform (Class A).

4.11.1. Maternity Service Dress Jumper. The blue maternity service dress jumper will be no shorter than the top of the kneecap or longer than the bottom of the kneecap.

4.11.2. Blue Maternity Blouse. Blue long-sleeved maternity blouse will be worn with the maternity service dress uniform. Military creases are not authorized.

4.11.3. Tie Tab. The blue satin inverted-V tie tab with self-fastening tails is mandatory.

4.11.4. Cuff Links. Cuff links are optional with the maternity service dress uniform. If worn, they will either be silver, satin finish or highly polished with the "wing and star" design; silver, highly polished with the AF symbol; or plain silver, highly polished, commercial design with dimensions and shape similar to the "wing and star" cuff links.

4.11.5. Officer Rank Insignia. Officers wear shoulder mark insignia. Place shoulder mark insignia as close as possible to shoulder seam. Button epaulets of blouse over jumper.

4.11.5.1. Enlisted Insignia. Enlisted will wear 3 ½ inch chevrons centered half way between shoulder seam and elbow when bent at 90 degree angle. SNCOs will wear sleeve chevrons only (shoulder mark insignia is not authorized).

4.11.6. Accoutrements.

4.11.6.1. Nametag. The name tag is metal engraved, brushed satin silver finish with the last name engraved in blue lettering. The name tag will be centered on the wearer's right even with to 1 ½ inches higher or lower than the bottom of the V-neck of the jumper. The bottom of name tag will be parallel with bottom of ribbons.

4.11.6.2. Ribbons. All ribbons and devices will be worn on the Maternity Service Dress uniform. Wear ribbons centered on the wearer's left side, parallel with the ground and the aligned with the bottom of the name tag. Wear of foreign badges and decorations/medals on the maternity semi-formal/service dress uniform is authorized; however, members must request/receive permission to wear foreign decorations they accept (refer to AFI 36-2803 regarding acceptance). Wear foreign medals and ribbons on service dress and semi-formal uniform when they are the same size as Air Force medals

and ribbons. Wear criteria depends on the type of device the decoration represents. For wear and description see the applicable paragraphs in [chapter 11](#).

4.11.6.3. Badges. The total number of badges worn will not exceed four. Wear only one foreign badge (see paragraph 10.5.2. for additional information).

4.11.6.3.1. Chaplain, Aeronautical, Space, Cyberspace, Missile Operations and Occupational Badges. No more than a combined total of two chaplain, aeronautical, space, cyberspace, missile operations or occupational badges will be worn on the wearer's left. Badges will be shiny, metallic except the heritage aeronautical wings which may have an oxidized satin finish. Chaplain, aeronautical, space, cyberspace and missile operations badges are mandatory and, except for the missile operations badge, will always be worn in the highest position. When more than one aeronautical, space, cyberspace, or missile operations badge is authorized, the badge representing the current position will be worn and the second and subsequent aeronautical, space, cyberspace or missile operations badges become optional. All other occupational badges are optional. If chaplain badge is worn in conjunction with aeronautical, space or cyberspace badge, then the chaplain's badge will be in the higher position. Aeronautical, space, cyberspace and missile operations badges are equal in precedence. When awarded the aeronautical, space and cyberspace badges, wear the badge that reflects current job or billet in the highest position. Parachutist wings are optional; however, when worn will be placed above an occupational badge or below a chaplain, aeronautical, space or cyberspace badge. All occupational badges worn will be the same size; mid-sized or regular. Aeronautical, space and cyberspace badges may be a different size than an occupational badge; however, multiple aeronautical, space and cyberspace badges will be the same size. The first badge will be worn on the wearer's left side centered ½ inch above the highest row of ribbons. The second badge will be centered ½ inch above the first badge.

4.11.6.3.2. Duty, Missile and Excellence-in-Competition Badges. With the exception of the Missile Operations Badge wear of these badges is optional. If worn, duty badges will be large in size. The total number of badges worn will not exceed four, to include the above mentioned occupational, aeronautical, space, cyberspace and missile operations badges. The first duty badge will be centered on the wearer's right, ½ inch above the name tag and centered. The second badge will be worn ½ inch above the name tag and centered and spaced ½ inch apart from the first badge. If duty badge(s) are worn, the missile or excellence-in-competition badge(s) will only be worn on the wearer's left, 1 ½ inches below the bottom row of ribbons. If no duty badge(s) are worn, the missile badge and/or excellence-in-competition badge is worn on the wearer's right, ½ inch above name tag. If awarded, the Presidential and/or Vice Presidential Service Badge, will always be worn on the wearer's right, above the nametag, the position of honor. **Note:** See paragraph 10.3. for additional information.

4.11.6.3.3. Air Force Command Insignia Pin. This pin is mandatory on all blue uniforms and is worn by all eligible commissioned officers in the rank of Colonel (O-6) and below. Command insignia pin is worn on the wearer's right side, centered ½ inch above the name tag for current commanders or centered ½ inch below name tag for graduated commanders. If wearing one duty badge with command insignia pin, (current commanders) center duty badge ½ inch above command insignia pin. If two

duty badges and the (current) command insignia pin are worn together, place command insignia pin ½ inch above name tag and place both duty badges ½ inch above command insignia pin, centered and spaced ½ inch apart.

Figure 4.9. Maternity Service Dress Uniform (Jumper).



4.11.7. Footwear. For wear and description see applicable [paragraphs 6.4.2., 6.4.2.1., 6.4.2.2., 6.4.2.4., 6.4.2.5., 6.4.2.6., 6.4.2.7. and 6.4.2.8.](#)

4.11.8. Headgear. For wear and description see applicable [paragraphs 6.2.1. through 6.2.7.2.](#)

4.11.9. Outer Garments. For wear and description see applicable [paragraphs 6.1.7. through 6.1.7.1.1.2. and 6.1.15.](#)

4.11.10. Accessories. For wear and description see applicable [paragraph 6.3.](#)

4.12. Men's Blue Service Uniform (Class B).

4.12.1. Long-Sleeve/Short-Sleeve Blue Shirt. The long-sleeve and short-sleeve blue shirt will be light blue in color with two pleated pockets, convertible cuffs (long-sleeve only), and epaulets. With arms hanging naturally, sleeves will end $\frac{1}{4}$ to $\frac{1}{2}$ inch below the wrist on the long-sleeved shirt. With arms bent at a 90 degree angle, the short-sleeved shirt should barely touch or come within 1 inch of the forearm. The blue shirt will be neatly tucked into the trousers. The shirt may be altered for a tapered fit. A V-neck or athletic style, white tank top undershirt will be worn under the shirt or crew neck style undershirt (long sleeve blue shirt only). The mandatory and optional accoutrements are the same for both shirts.

4.12.1.1. Officer Rank Insignia. Officers wear shoulder mark insignia.

4.12.1.2. Enlisted Insignia. Enlisted will wear 3 $\frac{1}{2}$ inch chevron rank centered on the outer arm halfway between the shoulder seam and elbow when bent at a 90-degree angle (long sleeved-shirt) or bottom edge of the sleeve (short sleeved-shirt). SNCOs will wear sleeve chevrons only (shoulder mark insignia is not authorized).

4.12.1.3. Accoutrements.

4.12.1.3.1. Nametag. The name tag will be blue plastic with the last name engraved in white lettering. The name tag will be centered, resting on, but not over the edge of the pleated pocket on the wearer's right. An optional Epoxy blue name tag may be worn with the service uniform.

4.12.1.3.2. Ribbons. All or no ribbons and devices will be worn. If worn, ribbons will be centered, resting on, but not over the edge of the pleated pocket on the wearers left. Foreign decorations, medals and ribbons are *not* worn on the service (Class B) uniform. For wear and description see the applicable paragraphs in [chapter 11.](#)

4.12.1.3.3. Badges. The total number of badges worn will not exceed four. The commander's insignia does not count as one of the four badges. If earned, wear only one foreign badge (see paragraph 10.5.2. for additional information).

4.12.1.3.3.1. Chaplain, Aeronautical, Space, Cyberspace, Missile Operations and Occupational Badges. No more than a combined total of two chaplain, aeronautical, space, cyberspace, missile operations or occupational badges will be worn on the wearer's left. Badges will be shiny, metallic except the heritage aeronautical wings which may have an oxidized satin finish. Chaplain, aeronautical, space, cyberspace and missile operations badges are mandatory and, except for the missile operations badge, will always be worn in the highest position. When more than one aeronautical, space, cyberspace or missile operations badge is authorized, the badge representing the current position will be worn and the second and subsequent aeronautical, space, cyberspace or missile operations badges become optional. All other occupational badges are optional.

If chaplain badge is worn in conjunction with aeronautical, space or cyberspace badge, then the chaplain's badge will be in the higher position. Aeronautical, space, cyberspace and missile operations badges are equal in precedence. When awarded the aeronautical, space and cyberspace badges, wear the badge that reflects current job or billet in the highest position. Parachutist wings are optional; however, when worn they will be placed above an occupational badge or below a chaplain, aeronautical, space or cyberspace badge. All occupational badges worn will be the same size; mid-sized or regular. Aeronautical, space and cyberspace badges may be a different size than an occupational badge; however, multiple aeronautical, space and cyberspace badges will be the same size. The first badge will be worn on the wearer's left side centered $\frac{1}{2}$ inch above the highest row of ribbons. If no ribbons are worn, the first badge will be centered $\frac{1}{2}$ inch above the wearer's left pocket. The second badge will be centered $\frac{1}{2}$ inch above the first badge.

4.12.1.3.3.2. Duty, Missile, and Excellence-in-Competition Badges. With the exception of the missile operations badge wear of these badges is optional. If worn, duty badges will be miniature in size. The total number of badges worn will not exceed four, to include the above mentioned occupational, aeronautical, space, missile operations, and cyberspace badges. The first duty badge will be centered on the lower portion of the wearer's left pocket, between the left and right edges and bottom flap and pocket. The second badge will be worn on the wearer's right in the same relative position as the badge worn on the wearer's left, between the left and right edges and bottom flap and pocket. If authorized, center a third badge $\frac{1}{2}$ inch above the name tag. If worn, the missile badge will only be worn on the wearer's left pocket. Move duty badge to wearer's right pocket if authorized to wear a duty badge and the missile badge. Excellence-in-competition badge is worn centered on top edge of left pocket flap. If awarded, the Presidential and/or Vice Presidential Service Badge, will always be worn on the wearer's right, the position of honor. **Note:** See paragraph 10.3 for additional information.

4.12.1.3.3.3. Air Force Command Insignia Pin. This pin is mandatory on all blue uniforms and is worn by all eligible commissioned officers in the rank of Colonel (O-6) and below. Command insignia pin is worn on the wearer's right side, centered $\frac{1}{2}$ inch above the name tag for current commanders, centered below the name tag between the name tag and the button of the right pocket flap for graduated commanders. If duty badge is worn on the wearer's right side with command insignia pin, center duty badge $\frac{1}{2}$ inch above command insignia pin (current commander) or center duty badge $\frac{1}{2}$ inch below command insignia pin between the left and right edges and the bottom flap and pocket, for graduated commander.

Figure 4.10. Men's Long Sleeve Blue Shirt.

4.12.2. Cuff Links. Cuff links are optional with the long-sleeved shirt. They will either be silver, satin finish or highly polished with the "wing and star" design; silver, highly polished with the AF symbol; or plain silver, highly polished, commercial design with dimensions and shape similar to the "wing and star" cuff links.

4.12.3. Tie. A tie will be worn with the long-sleeved shirt, but is optional with the short-sleeved shirt. The tie will be either a blue polyester or silk, herringbone twill. The tip of the tie must cover a portion of the belt buckle, but cannot extend below the bottom of the belt buckle. A tie tack or clasp may be worn with the tie. If worn, the tie tack or clasp will be the "wing and star" design, Air Force symbol, or rank insignia. The tie tack or clasp will be centered between the bottom edge of the knot and bottom tip of the tie.

Figure 4.11. Men's Short Sleeve Shirt.



4.12.4. Trousers. Trousers will be blue and trim-fitted with no bunching at the waist or bagging at the seat. The trousers will be full cut, straight hanging and without cuffs or additional alterations to further taper the leg. The front of the trouser legs will rest on the front of the shoe or boot with a slight break in the crease. The back of the trouser legs will be $\frac{7}{8}$ inch longer than the front.

4.12.5. Belt and Buckle. The belt will be blue, cotton web or elastic, solid or woven. The belt will have a silver (chrome finish) tip and a buckle. The silver tip of the belt will extend beyond the buckle facing the wearer's left; however, no blue fabric will be visible between the silver tip and silver buckle. General officers may wear the "wing and star" design, silver belt buckle.

4.12.6. Footwear. For wear and description see applicable [paragraphs 6.4.1., 6.4.1.1., 6.4.1.3., 6.4.1.4. and 6.4.1.5.](#)

4.12.7. Headgear. For wear and description see applicable [paragraphs 6.2.1 through 6.2.7.2](#).

4.12.8. Outer Garments. For wear and description see applicable [paragraphs 6.1.1 through 6.1.7.1.1.2. and 6.1.15](#).

4.12.9. Accessories. For wear and description see applicable [paragraph 6.3](#).

4.13. Women's Blue Service Uniform (Class B).

4.13.1. Blouse (Long and Short-sleeved). The long-sleeve and short-sleeve, pointed-end collar blue blouse will be light blue in color with no pockets. The long-sleeved blouse will have rounded cuffs with buttonhole closures on each cuff. With arms hanging naturally, long-sleeves will end ¼ to ½ inch below the wrist on the long-sleeved shirt. With arms bent at a 90 degree angle, the short-sleeved shirt should barely touch or come within 1 inch of the forearm. It will not have military creases and will have epaulets. The collar lies softly around the neck and does not meet in the front. The blouse may be modified at the Airman's expense to accommodate cuff links. A white, V-neck, athletic style tank top or crew neck style (long sleeve blouse only) undershirts are optional. If worn, they will be tucked into the skirt or slacks. The mandatory and optional accoutrements are the same for both blouses.

4.13.1.1. Tuck-in Style Blouse (Long or Short-Sleeved). The blue blouse will have a tapered fit and will be tucked into the slacks or skirt.

4.13.1.2. Semi-Form Fitting Blouse (Long or Short-Sleeved). The blue blouse will be a semi-form fitting princess line.

4.13.1.2.1. Officer Rank Insignia. Officers wear shoulder mark insignia.

4.13.1.2.2. Enlisted Insignia. Enlisted will wear 3 ½ inch chevron rank centered on the outer arm halfway between the shoulder seam and elbow when bent at a 90-degree angle (long sleeved-shirt) or bottom edge of the sleeve (short sleeved-shirt). SNCOs will wear sleeve chevrons only (shoulder mark insignia is not authorized).

4.13.1.3. Accoutrements.

4.13.1.3.1. Nametag. The name tag will be blue plastic with the last name engraved in white lettering. The name tag will be centered on the wearer's right within 1 ½ inches above or below the first exposed button. An optional Epoxy blue name tag may be worn with the service uniform.

4.13.1.3.2. Ribbons. All or no ribbons and devices will be worn. If worn, center ribbons on wearer's left, parallel with ground. Align bottom of the ribbons with the bottom of the name tag. Foreign decorations, medals, and ribbons are *not* worn on the service (Class B) uniform. For wear and description see the applicable paragraphs in [chapter 11](#).

4.13.1.3.3. Badges. The total number of badges worn will not exceed four. The commander's insignia does not count as one of the four badges. If earned, wear only one foreign badge (see paragraph 10.5.2. for additional information).

4.13.1.3.3.1. Chaplain, Aeronautical, Space, Cyberspace, Missile Operations and Occupational Badges. No more than a combined total of two chaplain, aeronautical, space, cyberspace, missile operations or occupational badges will be

worn on the wearer's left. Badges will be shiny, metallic except the heritage aeronautical wings which may have an oxidized satin finish. Chaplain, aeronautical, space, cyberspace and missile operations badges are mandatory and except for the missile operations badge, will always be worn in the highest position. When more than one aeronautical, space, cyberspace, or missile operations badge is authorized, the badge representing the current position will be worn and the second and subsequent aeronautical, space, cyberspace or missile operations badges become optional. All other occupational badges are optional. If chaplain badge is worn in conjunction with aeronautical, space or cyberspace badge, then the chaplain's badge will be in the higher position. Aeronautical, space, cyberspace and missile operations badges are equal in precedence. When awarded the aeronautical, space and cyberspace badges, wear the badge that reflects current job or billet in the highest position. Parachutist wings are optional; however, when worn they will be placed above an occupational badge or below a chaplain, aeronautical, space or cyberspace badge. All occupational badges worn will be the same size; mid-sized or regular. Aeronautical, space and cyberspace badges may be a different size than an occupational badge; however, multiple aeronautical, space and cyberspace badges will be the same size. The first badge will be worn on the wearer's left side centered $\frac{1}{2}$ inch above the highest row of ribbons. If no ribbons are worn, the first badge will be centered and parallel to the name tag. The second badge will be centered $\frac{1}{2}$ inch above the first badge.

Figure 4.12. Women's Long Sleeve Blue Blouse.





4.13.1.3.3.2. Duty, Missile, and Excellence-in-Competition Badges. With the exception of the Missile Operations Badge wear of these badges is optional. If worn, duty badges will be miniature in size. The total number of badges worn will not exceed four, to include the above mentioned occupational, aeronautical, space, missile operations, and cyberspace badges. The first duty badge will be centered on the wearer's right $\frac{1}{2}$ inch above the name tag. The second badge will be worn $\frac{1}{2}$ inch above the name tag and centered and spaced $\frac{1}{2}$ inch apart from the first badge. If duty badge(s) are worn, the missile or excellence-in-competition badge(s) will only be worn on the wearer's left, 1 $\frac{1}{2}$ inches below the bottom of ribbons (if worn) and centered. If no duty badge(s) are worn, the missile badge and/or excellence-in-competition badge is worn on the wearer's right, $\frac{1}{2}$ inch above name tag. If awarded, the Presidential and/or Vice Presidential Service Badge, will always be worn on the wearer's right, the position of honor. **Note:** See paragraph 10.3 for additional information.

4.13.1.3.3.3. Air Force Command Insignia Pin. This pin is mandatory on all blue uniforms and is worn by all eligible commissioned officers in the rank of Colonel (O-6) and below. Command insignia pin is worn on the wearer's right side, centered $\frac{1}{2}$ inch above the name tag for current commanders or centered $\frac{1}{2}$ inch below name tag for graduated commanders. If wearing one duty badge with command insignia pin, (current commanders) center duty badge $\frac{1}{2}$ inch above command insignia pin. If two duty badges and the (current) command insignia pin are worn together, place command insignia pin $\frac{1}{2}$ inch above name tag and place both duty badges $\frac{1}{2}$ inch above command insignia pin, centered and spaced $\frac{1}{2}$ inch apart.

4.13.2. Cuff Links. Cuff links are optional with the long-sleeved shirt. They will either be silver, satin finish or highly polished with the "wing and star" design; silver, highly polished

with the AF symbol; or plain silver, highly polished, commercial design with dimensions and shape similar to the “wing and star” cuff links.

4.13.3. Tie Tab. An inverted-V tie tab will be worn with the woman’s long-sleeved blue blouse and is optional with the women’s short-sleeved blue blouse. The tie tab will be blue polyester herringbone with self-fastening tails when worn with the tuck-in style blouse and with or without self-fasteners with the semi-form fitting blouse.

Figure 4.13. Women’s Short Sleeve Blue Blouse.



4.13.4. Slacks. Slacks will be blue and fit naturally over the hips with no bunching at the waist or bagging at the seat. The bottom front of the slack legs will rest on the front of the shoe or boot with a slight break in the crease. The back of the slack legs will be approximately $\frac{7}{8}$ inch longer than the front. The slacks will be tailored, straight hanging, with no flare at the bottom or additional alterations to further taper the leg. They will have a center fly-front opening and front and back waist darts, two one-quarter top side pockets, and a waistband with five belt loops. The slacks material will be 100% polyester, polyester wool tropical, or wool blend with a serge weave.

4.13.5. Skirt. The skirt will be polyester or poly-wool blue and hang naturally over the hips with a slight flare. The skirt will be no shorter than the top of the kneecap and no longer than the bottom of the kneecap while standing at attention. The skirt will be straight style with belt loops, a kick pleat in the back, two pockets, and a darted front. Skirts will have a back zipper and lining attached to the waist. The skirt material will match the service dress coat in both fabric and shade.

4.13.6. Belt and Buckle. The belt will be blue, cotton web or elastic, solid or woven. The belt will have a silver (chrome finish) tip and a buckle. The silver tip of the belt will extend beyond the buckle facing the wearer’s right; however, no blue fabric will be visible between the silver tip and silver buckle. General officers may wear the “wing and star” design, silver belt buckle.

4.13.7. Footwear. For wear and description see applicable [paragraphs 6.4.2., 6.4.2.1., 6.4.2.2., 6.4.2.4., 6.4.2.5., 6.4.2.6., 6.4.2.7. and 6.4.2.8.](#)

4.13.8. . Headgear. For wear and description see applicable [paragraphs 6.2.1. through 6.2.7.2.](#)

4.13.9. Outer Garments. For wear and description see applicable [paragraphs 6.1.1 through 6.1.7.1.1.2. and paragraph 6.1.15.](#)

4.13.10. Accessories. For wear and description see applicable [paragraphs 6.3.](#)

4.14. Maternity Blue Service Uniform (Class B) Jumper, Slacks or Skirt.

4.14.1. Maternity Jumper. The maternity jumper can be worn as the Class B uniform. It is configured the same as the Maternity Service Dress Uniform Jumper except ribbons are optional. But if worn, all ribbons and devices will be worn.

Figure 4.14. Maternity Jumper.



4.14.2. Blue Maternity Blouse. Long or short-sleeved maternity blouse will be worn with the jumper, slacks or skirt. Military creases are not authorized. The short-sleeved maternity blouse should barely touch or come within 1 inch of the forearm with arms bent at a 90 degree angle. With arms hanging naturally, long-sleeves will end $\frac{1}{4}$ to $\frac{1}{2}$ inch below the wrist. The long-sleeved blouse will have rounded cuffs with buttonhole closures on each cuff. The blouse may be modified at the Airman's expense to accommodate cuff links. White, V-neck, athletic style tank top or crew neck style (long sleeve blouse only) undershirts are

optional. If worn, the undershirt is not required to be tucked into the skirt or slacks. The mandatory and optional accoutrements are the same for both shirts.

4.14.2.1. Officer Rank Insignia. Officers wear shoulder mark insignia.

4.14.2.2. Enlisted Insignia. Enlisted will wear 3 ½ inch chevron rank centered on the outer arm halfway between the shoulder seam and elbow when bent at a 90-degree angle (long sleeved-shirt) or bottom edge of the sleeve (short sleeved-shirt). SNCOs will wear sleeve chevrons only (shoulder mark insignia is not authorized).

Figure 4.15. Women's Long Sleeve Maternity Blouse.



4.14.2.3. Accoutrements.

4.14.2.3.1. Nametag. The name tag will be blue plastic with the last name engraved in white lettering. The name tag will be centered on the wearer's right within 1 ½ inches above or below the first exposed button. An optional Epoxy blue name tag may be worn with the service uniform.

4.14.2.3.2. Ribbons. All or no ribbons and devices will be worn. If worn, center ribbons on wearer's left, parallel with ground. Align bottom of the ribbons with the bottom of the name tag. Foreign decorations, medals, and ribbons are *not* worn on the service (Class B) uniform.

4.14.2.3.3. Badges. The total number of badges worn will not exceed four. The commander's insignia does not count as one of the four badges. If earned, wear only one foreign badge (see paragraph 10.5.2. for additional information).

4.14.2.3.3.1. Chaplain, Aeronautical, Space, Cyberspace, Missile Operations and Occupational Badges. No more than a combined total of two chaplain, aeronautical, space, cyberspace, missile operations or occupational badges will be worn on the wearer's left. Badges will be shiny, metallic except the heritage aeronautical wings which may have an oxidized satin finish. Chaplain,

aeronautical, space, cyberspace and missile operations badges are mandatory and, except for the missile operations badge, will always be worn in the highest position. When more than one aeronautical, space, cyberspace or missile operations badge is authorized, the badge representing the current position will be worn and the second and subsequent aeronautical, space, cyberspace or missile operations badges become optional. All other occupational badges are optional. If chaplain badge is worn in conjunction with aeronautical, space or cyberspace badge, then the chaplain's badge will be in the higher position. Aeronautical, space, cyberspace and missile operations badges are equal in precedence. When awarded the aeronautical, space and cyberspace badges, wear the badge that reflects current job or billet in the highest position. Parachutist wings are optional; however, when worn they will be placed above an occupational badge or below a chaplain, aeronautical, space or cyberspace badge. All occupational badges worn will be the same size; mid-sized or regular. Aeronautical, space and cyberspace badges may be a different size than an occupational badge; however, multiple aeronautical, space and cyberspace badges will be the same size. The first badge will be worn on the wearer's left side centered $\frac{1}{2}$ inch above the highest row of ribbons. If no ribbons are worn, the first badge will be centered badge parallel to name tag. The second badge will be centered $\frac{1}{2}$ inch above the first badge.

4.14.2.3.3.2. Duty, Missile, and Excellence-in-Competition Badges. With the exception of the Missile Operations Badge, wear of these badges is optional. If worn, duty badges will be miniature in size. The total number of badges worn will not exceed four, to include the above mentioned occupational, aeronautical, space, missile operations, and cyberspace badges. The first duty badge will be centered on the wearer's right $\frac{1}{2}$ inch above the name tag. The second badge will be worn $\frac{1}{2}$ inch above the name tag and centered and spaced $\frac{1}{2}$ inch apart from the first badge. If duty badge(s) are worn, the missile or excellence-in-competition badge(s) will only be worn on the wearer's left, $1\frac{1}{2}$ inches below the bottom of ribbons (if worn) and centered. If no duty badge(s) are worn, the missile badge and/or excellence-in-competition badge is worn on the wearer's right, $\frac{1}{2}$ inch above name tag. If awarded, the Presidential and/or Vice Presidential Service Badge, will always be worn on the wearer's right, the position of honor. **Note:** See paragraph 10.3 for additional information.

4.14.2.3.3.3. Air Force Command Insignia Pin. This pin is mandatory on all blue uniforms and is worn by all eligible commissioned officers in the rank of Colonel (O-6) and below. Command insignia pin is worn on the wearer's right side, centered $\frac{1}{2}$ inch above the name tag for current commanders or centered $\frac{1}{2}$ inch below name tag for graduated commanders. If wearing one duty badge with command insignia pin, (current commanders) center duty badge $\frac{1}{2}$ inch above command insignia pin. If two duty badges and the (current) command insignia pin are worn together, place command insignia pin $\frac{1}{2}$ inch above name tag and place both duty badges $\frac{1}{2}$ inch above command insignia pin, centered and spaced $\frac{1}{2}$ inch apart.

4.14.3. Cuff Links. Cuff links are optional with the maternity long-sleeved shirt. If worn, they will either be silver, satin finish or highly polished with the "wing and star" design;

silver, highly polished with the AF symbol; or plain silver, highly polished, commercial design with dimensions and shape similar to the “wing and star” cuff links.

4.14.4. Tie Tab. An inverted-V tie tab will be worn with the long-sleeved blouse but is optional with the short-sleeved blouse in all maternity class B uniform combinations. The tie tab will be blue polyester herringbone with self-fastening tails.

Figure 4.16. Maternity Short Sleeve Blue Blouse.



4.14.5. Maternity Slacks. Slacks will be dark blue with expansion panel.

4.14.6. Maternity Skirt. Dark blue (polyester serge) skirt with expansion panel.

4.14.7. Footwear. For wear and description see applicable [paragraphs 6.4.2., 6.4.2.1., 6.4.2.2., 6.4.2.4., 6.4.2.5., 6.4.2.6., 6.4.2.7. and 6.4.2.8.](#)

4.14.8. Headgear. For wear and description see applicable [paragraphs 6.2.1. through 6.2.7.2.](#)

4.14.9. Outer Garments. For wear and description see applicable [paragraphs 6.1.1 through 6.1.7.1.1.2. and paragraph 6.1.15.](#)

4.14.10. Accessories. For wear and description see applicable [paragraph 6.3.](#)

Chapter 5

UTILITY UNIFORMS

5.1. Airman Battle Uniform (ABU), Men's, Women's, and Maternity. The ABU replaces both the temperate and hot weather BDU and the desert camouflage uniform. ABUs may be worn off base for short convenience stops and when eating at restaurants where people wear comparable civilian attire. Do not wear ABUs off base to eat in restaurants where most diners wear business attire or at establishments that operate primarily to serve alcohol. Do not starch or hot press the ABU. Light ironing and center creasing of enlisted chevrons is authorized; however, repeated hot pressing or heavy ironing will accelerate the overall wear of the fabric. ABUs purchased by Air Force personnel through Army Air Force Exchange Stores (AAFES) Military Clothing Sales Stores (MCSS), or issued through Individual Equipment Elements or contract equivalent, are certified as fully compliant with all specifications. No other suppliers are approved for organizational/unit purchases, or any appropriated or GWOT funds expenditures. If personnel choose to use personal funds to purchase from non-AAFES suppliers, the Air Force is not responsible if the uniform is not fully compliant. Females may wear the male version of the ABU. **NOTE:** The 100% cotton ABU is not a 'summer weight' version or 'light weight' alternative for the 50% cotton/50% nylon ABU. The 100% cotton ABU is a distinctive uniform/equipment item developed and authorized specifically for Airmen in jobs that have occupational safety and health administration (OSHA) requirements for wear. It is not authorized or intended for wear by all Airmen.

5.1.1. ABU Coat (Shirt). **The mandatory phase in date for the ABU is 1 November 2011.** The ABU coat will be 50% nylon and 50% cotton, with button fastenings and an Air Force digitized tiger stripe print. The bottom of the ABU coat will rest at the hips. Pockets will be secured and items stowed in pockets will not be visible except pens stowed in the pen pocket on the sleeve. The top button of the ABU coat will not be fastened; however, all other buttons will be secured at all times. Commanders may authorize sleeves to be rolled up on the ABU coat; however, the cuffs will remain visible and the sleeve will rest at, or within 1 inch of, the forearm when the arm is bent at a 90-degree angle. Regardless as to whether the sleeves are rolled up or unrolled, the cuffs will remain visible at all times. The ABU coat may be removed in immediate work area as determined appropriate by local leadership, however, the ABU coat will be worn while interacting with customers/clients. When ABU coat is removed, t-shirt (ref [paragraph 5.1.3.](#)) will be worn. The maternity ABU coat may be worn if medically necessary, as determined by competent medical authorities at a military or civilian treatment facility and approved by the commander.

5.1.1. (EGLINAFB) ABU Blouse sleeves may be rolled up unless determined unsafe during specific duties. Safety determination is delegated to the lowest-level supervision.

5.1.1.1. Officer Rank Insignia (see Attachment 2). Officers will wear subdued metal or cloth rank on the collar. General Officer rank will be centered, perpendicular to, and begin 1 inch from the bottom of the collar. General officers will wear 1 inch stars; General Officers unable to wear 1 inch stars will wear $\frac{3}{4}$ inch stars. Colonel rank will be centered, perpendicular to, and 1 inch from the bottom of the collar. Lieutenant Colonel and Major's rank will be centered 1 inch from the bottom of the collar with the stem

parallel to the ground and pointing away from the wearer's neck. The long end of the Lieutenant and Captain bars will be centered 1 inch from the bottom of the collar.

5.1.1.2. Enlisted Rank Insignia. Enlisted Airmen will wear rank on the sleeves, 4-inch chevrons for men; 3 ½ inch or 4 inch chevrons for women. Chevrons will be centered on the outer arm halfway between the elbow and shoulder seam, when bent at a 90-degree angle. If sleeves are rolled up, chevrons do not need to be fully visible; however, rank must be distinguishable.

5.1.2. Accoutrements.

5.1.2.1. Nametapes. Nametapes will be an Air Force digitized tiger print background with dark blue block lettering. The nametapes will be worn immediately above the upper ABU coat pockets. Cut off or fold tapes to match pocket width. The "U.S. AIR FORCE" nametape will be worn above the upper ABU pocket on the wearer's left. The last name nametape will be worn above the upper ABU pocket on the wearer's right.

5.1.2.2. Badges and Graduate Patches. The total number of badges and graduate patches worn will not exceed four. The commander's insignia does not count as one of the four badges. Badges will have a solid background, and will have the edges folded and sewn down with no more than ¼ inch space between embroidered design and badge edge. With the exception of tabs worn on the crest of the upper sleeve (i.e. Army Ranger tab) badges will have squared edges. Full size graduate patches will be worn and may only be worn on the pockets. Only permanently conferred graduate patches (i.e. Weapons Instructor Course Graduate Patch and USAF Test Pilot School Patch) may be worn. **Note:** See paragraphs 10.1.1. and 10.5. for additional information.

5.1.2.2.1. Chaplain, Aeronautical, Space, Cyberspace, Missile Operations, Occupational and Qualification Badges and Graduate Patches. No more than a combined total of three chaplain, aeronautical, space, cyberspace, missile operations, occupational, or qualification badges and/or graduate patches will be worn on the wearer's left. If worn, ABU cloth badges will be worn. Airmen may wear the badges of other military services while permanently assigned to units that perform duties with another military service. Airmen may also continue to wear earned, permanently awarded Air Force and other services' qualification badges that meet the criteria in paragraph 10.5, regardless of duty assignment. Wear only regular size embroidered cloth badges or specialty insignia. Metal pin-on type qualification badges are not authorized for wear on the ABU. Chaplain, aeronautical, space, cyberspace and missile operations badges are mandatory and, except for the missile operations badge, will always be worn in the highest position. When more than one aeronautical, space, cyberspace or missile operations badge is authorized, the badge representing the current position will be worn and the second and subsequent aeronautical, space, cyberspace or missile operations badges become optional. All other occupational and qualification badges and patches are optional. If a chaplain badge is worn in conjunction with aeronautical, space or cyberspace badge, then the chaplain's badge will be in the highest position. Aeronautical, space, cyberspace and missile operations badges are equal in precedence. When awarded the aeronautical, space and cyberspace badges, wear the badge that reflects current job or billet in the highest position. Parachutist wings are optional; however, when worn they will be placed

above an occupational badge or below a chaplain, aeronautical, space or cyberspace badge. All occupational badges worn will be the same size; regular. Aeronautical, space and cyberspace badges may be a different size than an occupational badge; however, multiple aeronautical, space and cyberspace badges will be the same size. The first badge will be centered $\frac{1}{2}$ inch above the —U.S. AIR FORCE nametape. The second badge will be centered $\frac{1}{2}$ inch above the first badge. Third and/or fourth qualification badges may be worn on the right pocket or above the nametape (as appropriate). The Weapons Instructor Course Graduate Patch (graduate or instructor) and/or USAF Test Pilot School Patch (graduate or instructor) may only be worn on the left shoulder of flight suit, or on the left breast pocket of ABUs.

5.1.2.2.2. Duty Shields, Missile, and Excellence-in-Competition Badge. If authorized, the Security Forces, Fire Protection and Office of Special Investigations duty shields, missile and/or excellence-in-competition badge will be worn on the wearer's left pocket of the ABU. The duty shield or badge will be centered between the bottom of the pocket flap, bottom of the pocket and left and right edges.

5.1.2.2.3. Added. Air Force Command Insignia Pin. The cloth pin is mandatory on the ABUs and the metallic pin is mandatory on blue uniforms and is worn by all eligible commissioned officers in the rank of Colonel (O-6) and below. Current commander's wear the command insignia pin on the wearer's right side, centered, $\frac{1}{2}$ inch above the name tape. Graduated commanders will wear the command insignia pin on the wearer's right centered on the upper ABU pocket flap below the name tape.

Figure 5.1. Airman Battle Uniform (Women's and Men's).





5.1.3. T-Shirt - Desert Sand colored (Tan). A desert sand (tan), short or long sleeved t-shirt will be worn under the ABU coat. **Exception:** Squadron commanders may authorize Airmen to wear a standardized color undershirt on Friday or during special events (only one color per squadron; individual purchase only, not unit-funded). AF Reserve and ANG personnel commanders may authorize wear during weekend drills on Friday, Saturday or Sundays or during special events. Wing Commanders are the waiver authority to allow more than one color of T-shirt per squadron if it builds esprit-de-corps and facilitates team building (examples: maintenance, life support personnel, and flight doctors associated with individual flying squadrons). Wing, or squadron commanders may allow for display on morale undershirts organizational emblems, as officially and currently approved, not to exceed 5 inches in diameter, in cloth or silk screen. If displayed, organizational emblems will be worn on the left side of chest of both the desert sand and squadron commander-prescribed Friday morale undershirts. The morale undershirts may also display the organizational emblem on the back of the undershirt in a larger diameter as authorized by commanders. In-theater commander will determine if Airmen are authorized to wear standardized color undershirts with or without organization emblems. No design or scroll lettering will be visible when wearing the ABU coat (shirt). Desert sand (tan) turtlenecks may also be authorized; thermal undergarments may be desert sand, white or cream colored and are authorized for wear as weather conditions warrant. T-shirts and turtlenecks will not have pockets and all must be tucked into the trousers. **Exception:** Tucking of t-shirt or turtleneck is not required if wearing maternity ABUs.

5.1.3.1. (Added-EGLINAFB) Squadron commanders may determine the authorized/standardized color(s) of morale t-shirts and emblems within their squadron, including multiple colors within the squadron to differentiate between flights/units. In addition, commanders will ensure morale t-shirts are of good taste and professional. Commander-approved patches/emblems will be on the left side of the chest and will not exceed 5 inches in diameter. Desert sand (tan) t-shirts will be plain, without markings,

patches or emblems. Morale shirts may be worn until duty has been completed when duty extends into a non-wear day. (Example, Friday shift that ends early Saturday morning).

5.1.4. Trousers. Trousers will be 50% nylon and 50% cotton, with button fastenings and an Air Force digitized tiger stripe print. The trouser waistband will rest on the Airman's waist. Pockets will be secured and items stowed in pockets will not be visible except pens stowed in the pen pocket. Tucking the ABU trouser into the boot is optional. Whether tucked in or bloused, the trouser must be evenly bloused (gathered in and draped loosely) over the top of the combat boot and must present a bloused appearance. Maternity trousers will have a front stretch panel, covered by the ABU coat, and an elastic waistband. Maternity trousers are not required to be bloused during advanced stages of pregnancy. If not bloused, the tie straps will be removed and trousers will be ankle length and hang naturally, barely resting on the boot without a break in the crease.

Figure 5.2. Maternity Airman Battle Uniform (ABU).



5.1.5. Belt. Desert Sand colored (Tan). A one piece rigger style, nylon, web belt (1 ¾ inch wide) will be worn with ABU trousers (*Exception:* maternity trousers). Belt may extend past buckle.

5.1.6. Footwear. For wear and description see applicable [paragraphs 6.4.1., 6.4.1.2., 6.4.2., 6.4.2.3., 6.4.3.2. and 6.4.3.3.](#)

5.1.7. Headgear. Headgear will be worn outdoors at all times, unless in a designated “no hat” area. For wear and description see applicable [paragraphs 6.2.5., 6.2.7 through 6.2.10.2.](#)

5.1.8. Optional Undergarments. Optional undergarments are worn in addition to the desert sand (tan) t-shirt/turtleneck.

5.1.8.1. Sleep Shirt. The sleep shirt may be worn under the ABU coat. The sleep shirt will not be worn as an outer garment. The sleep shirt will not be visible under the ABU

coat except at the neck. The sleep shirt will be a solid color; colors authorized are green or sand.

5.1.8.2. Thermal Underwear. Desert sand, cream, or white thermal underwear may be worn under the ABU. Thermal underwear will not be worn as an outer garment. Thermal underwear will not be visible under the ABU trouser and coat except at the neck.

5.1.9. Outer Garments. Outer garments will only be worn outdoors. For wear and description see applicable [paragraphs 6.1.8. through 6.1.11.1.2.](#)

5.1.10. Cold Weather Accessories. Cold weather accessories will only be worn when wearing authorized outer garments (*Exception:* gloves worn solely with ABUs). With the exception of functional items, cold weather accessories are only worn while outdoors. For wear and description see applicable [paragraph 6.3.](#)

5.2. DELETED.

5.2.1. DELETED.

5.2.1.1. DELETED.

5.2.1.2. DELETED.

5.2.1.3. DELETED.

5.2.1.3.1. DELETED.

5.2.1.3.2. DELETED.

5.2.1.3.2.1. DELETED.

5.2.1.3.2.2. DELETED.

5.2.1.3.2.3. DELETED.

5.2.1.3.2.4. DELETED.

*Figure 5.3. DELETED.

5.2.2. DELETED.

5.2.3. DELETED.

5.2.4. DELETED.

5.2.5. DELETED.

5.2.6. DELETED.

*Figure 5.4. DELETED.

5.2.7. DELETED.

5.2.7.1. DELETED.

5.2.7.2. DELETED.

5.2.8. DELETED.

5.2.9. DELETED.

5.3. DELETED.

5.3.1. DELETED.

5.3.1.1. DELETED.

5.3.1.2. DELETED.

5.3.1.3. DELETED.

5.3.1.3.1. DELETED.

5.3.1.3.2. DELETED.

5.3.1.3.2.1. DELETED.

5.3.1.3.2.2. DELETED.

5.3.1.3.2.3. DELETED.

5.3.2. DELETED.

5.3.3. DELETED.

5.3.4. DELETED.

*Figure 5.5. DELETED.

5.3.5. DELETED.

5.3.6. DELETED.

5.3.7. DELETED.

5.3.7.1. DELETED.

5.3.7.2. DELETED.

5.3.8. DELETED.

5.3.9. DELETED.

Chapter 6

OUTER GARMENTS, HEADGEAR, RANK INSIGNIA AND ACCESSORIES

6.1. Outer Garments.

6.1.1. DELETED.

6.1.1.1. DELETED.

6.1.1.1.1. DELETED.

6.1.1.1.2. DELETED.

Figure 6.1. Pullover Sweater



6.1.2. *50/50 Acrylic Wool Pullover Sweater.* Can only be worn with the service uniform. It can be worn under the lightweight blue jacket, the topcoat and the all-weather coat.

6.1.2. **(EGLINAFB) 1** (Added) Airmen will wear the tie/tie tab while wearing the pullover sweater. The tie/tie tab may be worn with all other sweater combinations but not required.

6.1.2.1. The dark blue, V-neck, with cuffed sleeves, 50% wool and 50% acrylic blend sweater is authorized as an indoor or outdoor garment. Tie/tab is optional. Member may wear collar of shirt inside or outside sweater. The sweater can *not* be exposed when wearing another outer garment. Sleeves may *not* be pushed up. There is **NO** name tag on this lighter weight, flat knit, pullover sweater. **Note:** Installation commanders retain

the option to require the wear of a tie with all uniform combinations based on specific circumstances.

6.1.2.1.1. Officer Rank Insignia. Officers will wear shoulder mark rank insignia on the epaulets.

6.1.2.1.2. Enlisted Rank Insignia. Enlisted Airmen will wear metal rank insignia $\frac{5}{8}$ inch from the shoulder/sleeve seam of the epaulet. The bottom of the rank insignia will face the sleeve seam with the metal rank positioned parallel to the edges of the epaulet. SNCOs may wear shoulder mark insignia.

6.1.3. *Cardigan Sweater (blue)*. Can only be worn with the service uniform. It can be worn under the lightweight blue jacket, the topcoat and the all-weather coat.

6.1.3.1. The cardigan sweater will be 50% acrylic and 50% non-irritation wool blend. It can be worn with sleeves cuffed or uncuffed and is authorized as an indoor or outdoor garment. The sweater will be buttoned while outdoors and may be unbuttoned while indoors. When buttoned, the sweater will be completely buttoned. The collar of the shirt may be worn inside or outside of the sweater. Tie/tab is optional. Sleeves may *not* be worn pushed up. The sweater can NOT be exposed when wearing another outer garment. **NO** name tag is worn on the cardigan sweater. Hospital personnel do not wear with white uniforms. When worn with maternity uniforms, members may wear sweater unbuttoned outdoors.

6.1.3.1.1. Officer Rank Insignia. Officers will wear shoulder mark rank insignia on the epaulets.

6.1.3.1.2. Enlisted Rank Insignia. Enlisted Airmen will wear metal rank insignia $\frac{5}{8}$ inch from the shoulder/sleeve seam of the epaulet. The bottom of the rank insignia will face the sleeve seam with the metal rank positioned parallel to the edges of the epaulet. SNCOs may wear shoulder mark insignia.

Figure 6.2. Cardigan (blue) sweater



6.1.4. *Cardigan Sweater (white)*. Can only be worn with maternity jumper, maternity long sleeve and short sleeve blouses. It can be worn under the lightweight blue jacket, the topcoat and the all-weather coat.

6.1.4.1. The cardigan sweater will be 50% acrylic and 50% non-irritation wool blend. It can be worn with sleeves cuffed or uncuffed and is authorized as an indoor or outdoor garment. The sweater will be buttoned while outdoors and may be unbuttoned while indoors. When buttoned, the sweater will be completely buttoned. The collar of the shirt may be worn inside or outside of the sweater. Tie/tab is optional. Sleeves may *not* be

worn pushed up. The sweater can *not* be exposed when wearing another outer garment. **NO** name tag is worn on the cardigan sweater. It is worn in a work area or under an outer garment. When worn with a maternity uniform, members may wear sweater unbuttoned outdoors.

6.1.4.1.1. Officer Rank Insignia. Officers will wear shoulder mark rank insignia on the epaulets.

6.1.4.1.2. Enlisted Rank Insignia. Enlisted Airmen will wear metal rank insignia $\frac{5}{8}$ inch from the shoulder/sleeve seam of the epaulet. The bottom of the rank insignia will face the sleeve seam with the metal rank positioned parallel to the edges of the epaulet. SNCOs may wear shoulder mark insignia.

6.1.5. *Lightweight Blue Jacket*. Can only be worn with the service uniform. Also can be worn over the pullover and cardigan sweaters. Females may wear the male version of the lightweight blue jacket. Blue long or short-sleeved blouses, if not tucked-in, cannot be visible around the bottom of the male or female version of the lightweight blue jacket.

6.1.5.1. The lightweight blue jacket will be partially lined, water repellant and is authorized for inside and outside. It has a zipper front, two slanted pockets, knitted cuffs and waistband. The jacket will be waist length with the zipper worn no lower than halfway between the collar and the waistband. The Air Force symbol may be embroidered on the jacket at the Airman's expense (<http://www.trademark.af.mil/symbol/embroidery/index.asp>). The jacket may be worn with or without an insulated liner. If worn, the insulated liner will not be visible.

Figure 6.3. Lightweight Blue Jacket (Men's and Women's).





6.1.5.1.1. General Officer Lightweight Blue Jacket. The General Officer lightweight blue jacket mirrors the Air Force lightweight jacket in design with the following exceptions: an elasticized crew-style collar, slash-style pockets with a snap down flap, and a tab with snap at the elasticized waistband. It is also authorized for inside and outside wear.

6.1.5.1.1.1. Officer Rank Insignia. Officers will center regular size rank insignia $\frac{5}{8}$ inch from end of the epaulet and parallel with the sleeve seam, when applicable.

6.1.5.1.1.1.1. General Officers will wear 1-inch stars point-to-center; $\frac{3}{4}$ inch stars are optional, if unable to wear the 1-inch stars.

6.1.5.1.1.1.2. Generals will evenly space, all four stars between the button securing the epaulet and the sleeve seam.

6.1.5.1.1.1.3. Lieutenant Generals will place one star on the center point of the epaulet and center the two remaining stars between the first star and the button securing the epaulet and the sleeve seam.

6.1.5.1.1.1.4. Major Generals will evenly space their stars between the center point of the epaulet and the button securing the epaulet and the sleeve seam.

6.1.5.1.1.1.5. Brigadier Generals will center their star between the button securing the epaulet and the sleeve seam.

6.1.5.1.2. Colonel rank insignia is worn with the eagle's beak facing forward.

6.1.5.1.3. The stem on the Lieutenant Colonel and Major rank insignia will point away from the collar.

6.1.5.1.4. Enlisted Insignia. Enlisted males will wear 4-inch chevron rank, females wear $3\frac{1}{2}$ inch or 4 inch chevrons centered on the outer arm halfway between the shoulder seam and elbow when bent at a 90-degree angle. **Note:** All metal rank has been eliminated on the light-weight blue jacket. **The phase out date for the metal rank was 1 January 2010** (ref [attachment 6](#)).

6.1.6. *Leather A-2 Flying Jacket*. See [paragraph 8.5.2](#).

6.1.7. *Topcoat (polyester/wool gabardine) and the All-Weather Coat (polyester/cotton/poplin)*. Can only be worn with the formal dress, mess dress, service dress, semi-formal dress and service uniforms. Also, can be worn over the pullover and cardigan sweaters. Coats may be modified from double-breasted to single-breasted during pregnancy; remove all buttons from the front of the garment and instead attach 3 buttons to the left side front as follows: position the buttons approximately 1 ½ inches from the left edge of the coat; align the top button with the first button hole and sew the other two buttons to align vertically with the top button; belt the coat in the back. Return buttons to original positions following pregnancy. For outdoor use only.

6.1.7.1. The topcoat and all-weather coat will be blue, double-breasted, with a belt and buckle, stand-up collar, six-button front, shoulder epaulets with buttons, and sleeve straps with buckles. The topcoat and all-weather coat will be rain resistant and have a button throat closure, shoulder straps, center back vent, facing tabs, and a zip-out liner. The length of the topcoat and all-weather coat will end between the bottom of the knee-cap and the mid calf.

6.1.7.1.1. Rank Insignia.

6.1.7.1.1.1. Officer Rank Insignia. Officers wear shoulder mark insignia. Center 1 inch metal rank insignia ⅝ inch from end of epaulet. All Generals wear 1 inch stars. ¾ inch stars are optional if unable to wear the 1 inch stars.

6.1.7.1.1.2. Enlisted Insignia. Metal rank insignia is worn centered 1-inch up from the bottom of the collar and parallel to the outer edge of the collar. Enlisted males may also wear 4-inch chevron rank and females may wear 3 ½ or 4-inch chevrons centered on the outer arm halfway between the shoulder seam and elbow when bent at a 90-degree angle.

6.1.8. *All-Purpose Environmental Clothing System (APECS)*. Can only be worn with the Airman Battle, flight duty, and chef white uniforms. For outdoor use only.

6.1.8.1. The APECS (with an Air Force digitized tiger stripe print) will have a slip-on rank that will be worn on the rank tab. The APECS will be zipped no lower than mid-point on the rank tab at all times when worn. **Exception:** When worn with the Airman Battle maternity uniform or Air Force food services maternity uniform, members may wear the APECS jacket unzipped. The hood will be stowed when not in use. A green fleece liner may be worn under the APECS; however, the fleece liner will not be visible. An optional, small (approximately ¾ inch high), solid background (same color as rank and badges) name tape with last name may be added to the pocket flap on the left sleeve.

Figure 6.4. All-Purpose Environmental Clothing System (APECS)



6.1.9. *Improved Rain Suit (IRS)*. Can only be worn with the Airman battle, Air Force food services, and flight duty uniforms. For outdoor use only.

6.1.9.1. The IRS (with an Air Force digitized tiger stripe print) will have an APECS slip-on rank worn on the rank tab. The IRS will be zipped no lower than mid-point on the rank tab at all times when worn. **Exception:** When worn with the Airman Battle maternity uniform or Air Force food services maternity uniforms, members may wear jacket unzipped. A green fleece liner may be worn under the IRS; however, the fleece liner will not be visible.

6.1.10. *Sage Green Fleece*. Only worn outdoors with the Airman Battle Uniform (ABU); remove when indoors. (**Exception:** Local commanders have the authority to allow indoor wear of the sage green fleece jacket as mission needs dictate.)

6.1.10. **(EGLINAFB)** The sage green fleece jacket may be worn indoors from 1 October – 30 April with ABUs at the discretion of the officer-in-charge (OIC) or the shop supervisor if OIC is not assigned. Professional appearance and reasonable temperatures must be considered and ABU top must be worn.

6.1.10.1. The sage green fleece is authorized for wear as an outer garment with the ABU only. It can only be worn over the ABU coat. It is not authorized to be worn solely over a t-shirt, thermal underwear, etc. When worn as an outer garment, it will have a Velcro ABU print last name tape with dark blue block lettering centered between the zipper and sleeve seam on the wearer's right chest. It will also have a 2 inch squared Velcro subdued cloth rank with a solid sage green background (no ABU pattern on background) flushed

and centered above the last name tape on the wearer's right chest (*Exception:* Lieutenant General and General rank will be a 3 ¼ inch by 2 inch Velcro subdued cloth rank). A Velcro ABU print U.S. Air Force tape with dark blue, block lettering will be even with the last name tape and centered between the zipper and sleeve seam on the wearer's left chest. Security Forces personnel assigned to officer Air Force Specialty Code (AFSC) 31PX and enlisted AFSCs 3P0XX/A/B and Fire Protection personnel (officer & enlisted) are authorized the option to wear the Security Forces shield and Fire Protection shield as applicable on the left side of the fleece; flushed and centered below the AF nametape.

6.1.10.1.1. The sage green fleece will be zipped no lower than the top of the name tape. The collar will be folded over and resting on the shoulder, chest, and back when the zipper is not completely zipped. When worn with the Airman Battle maternity uniform, members may wear jacket unzipped. The bottom length of the green fleece will match as closely as possible to the bottom length of the ABU coat. It will be worn with the sleeves down, not pushed or rolled up, and will remain in neat and serviceable condition at all times.

Figure 6.5. Sage Green Fleece Jacket.



6.1.11. *Woodland Gore-Tex Jacket.* Will only be worn with the Air Force Food services, and the flight duty uniforms. For outdoor wear only.

6.1.11.1. The jacket will have a woodland camouflage print. The jacket will be zipped at least halfway at all times when worn. The hood will rest neatly on the back when not in

use. Rank insignia is mandatory. Rank insignia will appear on the front lapel of the Gore-Tex jacket. Do not push up or roll up sleeves.

6.1.11.1.1. Officer Rank Insignia. Officers wear either slide-on or pin-on subdued rank insignia.

6.1.11.1.2. Enlisted Rank Insignia. Enlisted wear slide-on subdued rank insignia.

6.1.12. *Extended Cold Weather Clothing System (ECWCS)*. Will only be worn with the Air Force food services and flight duty uniforms. For outdoor wear only.

6.1.12.1. The ECWCS will have a woodland camouflage print. An ECWCS slip-on rank will be worn on the rank tab. A black or green fleece may be worn under the ECWCS; however, the fleece will not be visible. The ECWCS will be zipped at least halfway at all times when worn. The hood will be stowed when not in use.

6.1.13. *Woodland Wet Weather Poncho*. Will only be worn with the Air Force food services and the flight duty uniforms. For outdoor use only.

6.1.13.1. The poncho will have a woodland camouflage print. A black or green fleece or an IRS liner may be worn under the poncho; however, the fleece or liner will not be visible. The poncho will be zipped at least halfway at all times when worn. The hood will rest neatly on the back when not in use.

6.1.14. DELETED.

6.1.14.1. DELETED

6.1.14.1.1. DELETED.

6.1.14.1.2. DELETED.

6.1.14.1.3. DELETED.

6.1.15. *Cold-Weather Parka*. Can be worn with all uniform combinations. For outdoor use only.

6.1.15.1. The cold weather parka will be green with a fur-edged hood. When worn, the parka will be zipped at all times. The hood will rest neatly on the upper back when not in use. Rank insignia is not worn on the cold-weather parka.

6.1.16. *Gen III, Level VII*. Provides protection similar to the N3B cold-weather parka with the fur lined hood that could be worn with all uniform combinations in an outdoor setting. MAJCOM and installation commanders that issue the cold-weather climate gear will determine Gen III, Level VII wear policy for their MAJCOM or installations. The Gen III, Level II wear policy should mirror the N3B cold-weather parka wear policy.

6.2. Headgear.

6.2.1. *The Men's Service Cap (Wheel Cap)*. Will only be worn with the service dress and service uniforms. Women are authorized to wear the men's service cap. For placement of appropriate clouds, darts and cap insignia, see [figures 6.6.](#), [6.7.](#), and [6.8.](#)

6.2.1.1. The visor-type service cap is banded with dark blue 1 ¾ inch braid and has a front black chin strap. An optional version has a braid of an open mesh construction and an optional black leather back strap. The cap sits squarely on the head with no hair

protruding in front of the cap. Officers wear the service cap insignia without a circle and with the appropriate clouds and darts (based on rank) centered on the front of the cap. Enlisted wear the service cap insignia with a circle, centered on the front of the cap. *Service cap is mandatory for Majors and above to maintain and optional for all others.*

6.2.2. *The Women's Service Cap (Bucket Cap).* Will only be worn with the service dress, service and maternity service dress and service uniforms. Women are authorized to wear the men's service cap. For placement of appropriate clouds, darts and cap insignia, see [figures 6.6., 6.7., and 6.8.](#)

6.2.2.1. Rounded design, sides form a front brim, with a solid blue hat cover. The cap sits squarely on the head. Clear plastic rain scarf or white net wind scarf is optional. Scarf will have a helmet-type designed to cover headgear and tie under chin. Officers wear the service cap insignia without a circle and with the appropriate clouds and darts (based on rank) centered on the front of the cap. Enlisted wear the service cap insignia with a circle, centered on the front of the cap. *Service cap is mandatory for Majors and above and optional for all others.*

6.2.3. Rank Indicators and Insignia.

6.2.3.1. General Officer Service Cap. The visor will have three clouds and darts on each side and the insignia will not have a circle.

6.2.3.2. Field Grade Officer Service Cap. The visor will have two clouds and darts on each side and the insignia will not have a circle.

6.2.3.3. Company Grade Officer Service Cap. The visor will be plain black (women's service cap visor will be blue) and the insignia will not have a circle.

6.2.3.4. Enlisted Service Cap. The visor will be plain black (women's service cap visor will be blue) and the insignia will have a circle.

Figure 6.6. Service Cap.



Men's Service Cap Women's Service Cap
(with officer insignia)(with officer insignia)

Figure 6.7. Service Cap Insignia.



OfficerEnlisted

Figure 6.8. Service Cap Visor Insignia.



General Officer Field Grade Officer

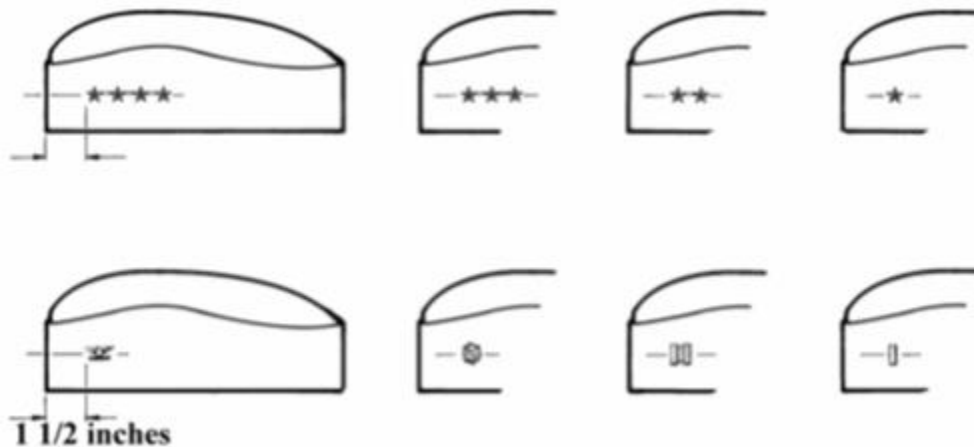
6.2.4. *Flight Cap*. Will only be worn with the service dress, service, Air Force food services, and flight duty uniforms. All shades and material are authorized with service dress, service and flight duty uniforms. Cap will not be tucked under epaulets. Women are authorized to wear the men's flight cap. For placement of appropriate rank insignia, see [figure 6.9.](#) and [6.10.](#)

6.2.4.1. **(Male and Female)** . The flight cap will be worn slightly to the wearer's right with vertical creases of the cap in line with the center of the forehead and in a straight line with the nose. The cap extends approximately 1 inch from the eyebrows in the front and the opening of cap is to the rear. If not worn, tuck under the belt on wearer's left side, between the first and second belt loops (cap will not fold over belt or be visible below service coat).

6.2.4.1.1. General Officer Flight Cap. The flight cap will be blue with a solid silver braid along the overlapping edge of the flight cap. Rank insignia will be worn on the wearer's left with the first star 1 ½ inches from the front edge of the flight cap. The bottom two points of the stars will be parallel with the bottom of the flight cap. Stars will be lined up one immediately after the other. General officers will wear 1 inch stars or ¾ inch stars if unable to wear the 1 inch stars.

6.2.4.1.2. Field Grade and Company Grade Officer Flight Cap. The flight cap will be blue with a silver and blue braid along the overlapping edge of the flight cap. Regular sized rank insignia will be worn on the wearer's left side, 1 ½ inch from the front edge flight cap. Colonel rank insignia is worn with the eagle's beak pointed forward. The stem of the Major and Lieutenant Colonel oak leaf will point toward the ground.

6.2.4.1.3. Enlisted Flight Cap. The enlisted flight cap will be plain blue.

Figure 6.9. Men's Flight Cap.**Figure 6.10. Women's Flight Cap.**

6.2.5. *Beret*. Worn only by designated Airmen and will only be worn with the service dress, blue service, Airman battle, battle dress and flight duty uniforms. For wear and description see applicable [paragraphs 9.6.6. and 9.11.](#), and [attachment 5](#).

6.2.5.1. Position headband straight across the forehead, 1 inch above the eyebrows. Drape the top over the right ear and the stiffener. Align cloth flash above the left eye. Adjust ribbon for comfort, tie in a knot, and tuck inside or cut-off. The cloth flash will be sewn to the center of the stiffener, with hook and loop backing for ease of change out for cleanliness of the flash, ¼ inch above and parallel to the headband.

6.2.6. *Blue Winter Cap*. Cap will only be worn with a full-length outer garment, while wearing the formal dress, mess dress, semi-formal, service dress or service uniforms.

6.2.6.1. Not worn with light-weight blue jacket, pullover sweater or blue/white cardigan sweaters.

6.2.6.2. The blue winter cap will be commercial design with ear and neck flaps, ribbon tie or strap with a covered metal snap fastener. The blue winter cap will be wool and polyester serge mouton and have a snap fastener cover.

6.2.6.3. Rank insignia will not be worn on the winter cap.

6.2.7. *Black Watch Cap*. Watch cap may be worn only when approved by the installation commander and only when wearing authorized outer garments, service dress, or physical training uniform (PTU).

6.2.7. (EGLINAFB) Black Knit/Fleece Watch Cap is authorized (outdoors only) when wearing any authorized outer garment or PTG from 1 October – 30 April.

6.2.7.1. Wear the watch cap pulled down snugly on the head; the bottom edge (all) of the cap may be folded to allow proper fit, but not rolled. The back of the cap should run across the nape of the neck and the front of cap should not be touching eyebrows nor higher than center of forehead; no hair should be protruding from front of cap. No bunching and no sagging.

6.2.7.2. It will be commercially designed, plain, solid black knit or fleece/micro fiber material.

6.2.7.3. Rank insignia is not worn on the black watch cap.

6.2.8. *Sage Green Watch Cap.* Watch cap may be worn only when approved by the installation commander and only when wearing ABU authorized outer garments or physical training uniform (PTU).

6.2.8. (EGLINAFB) Sage Green Knit/Fleece Watch Cap is authorized (outdoors only) when wearing any authorized outer garments or PTG from 1 October – 30 April.

6.2.8.1. Wear the watch cap pulled down snugly on the head; the bottom edge (all) of the cap may be folded to allow proper fit, but not rolled. The back of the cap should run across the nape of the neck and the front of cap should not be touching eyebrows nor higher than center of forehead; no hair should be protruding from front of cap. No bunching and no sagging.

6.2.8.2. It will be commercially designed, plain, solid, sage green knit or fleece/micro fiber material.

6.2.8.3. Rank insignia is not worn on the sage green watch cap.

6.2.9. *ABU Patrol Cap.* Will only be worn with the Airman Battle Uniform. **Exception:** Mixing and matching of the ABU and RABU cap is authorized. For placement of appropriate rank insignia, see [figure 6.11](#)

6.2.9.1. The patrol cap will be 50% nylon and 50% cotton, with an Air Force digitized tiger stripe print. The ABU patrol cap will rest squarely on the head with the bottom of the cap parallel with the ground. The brim of the cap will face forward. Cap may not be pushed, rolled, folded or tucked in (e.g. ranger fold).

6.2.9.2. Officers will center rank on the front of the cap. Officers will wear subdued metal or cloth rank. The General Officer rank will be positioned horizontally with a point of each star pointing upward. General Officers will wear 1 inch stars. General Officers unable to wear 1 inch stars will wear $\frac{3}{4}$ inch stars. The Colonel rank insignia is worn with the eagle's beak pointed towards the wearer's right shoulder (indicates the eagle is facing forward) and will be centered horizontally. The stem of the Major and Lieutenant Colonel rank will point toward ground. The long end of the Lieutenant and Captain bars will be positioned vertically.

6.2.9.3. Enlisted will not wear rank insignia on the ABU patrol cap.

6.2.9.4. Chaplains may wear chaplains' insignia centered $\frac{1}{2}$ inch above visor of ABU cap. General officers wear black stars.

6.2.10. *Organizational Cap.* Will only be worn with the Airman battle uniform and battle dress uniforms by the following personnel/units. For placement of appropriate rank insignia, see [figure 6.11](#).

6.2.10.1. Red Horse Squadrons may wear a red baseball cap with the RED HORSE emblem/symbol centered on the cap front. The unit numerical designation will be printed on the dozer blade in black print. Officers will center rank on the front of the cap. Officers will wear subdued metal rank. The General Officer rank will be positioned horizontally with the point of each star pointing upward. General Officers will wear 1 inch stars. General Officers unable to wear 1 inch stars will wear $\frac{3}{4}$ inch stars. The Colonel rank insignia is worn with the eagle's beak pointed towards the wearer's right shoulder (indicates the eagle is facing forward) and will be centered horizontally. The stem of the Major and Lieutenant Colonel rank will point toward the ground. The long end of the Lieutenant and Captain bars will be positioned vertically. Red Horse squadron caps will not be worn with the all-weather coat.

6.2.10.2. Combat Arms personnel are authorized to wear a red baseball type cap with the words COMBAT ARMS embossed with 1-inch black letters while performing duties on the range complex. It is only to be worn while performing duties on the range complex and will not be worn outside the range complex.

6.2.11. DELETED.

6.2.11.1. DELETED.

6.2.11.2. DELETED.

6.2.11.3. DELETED.

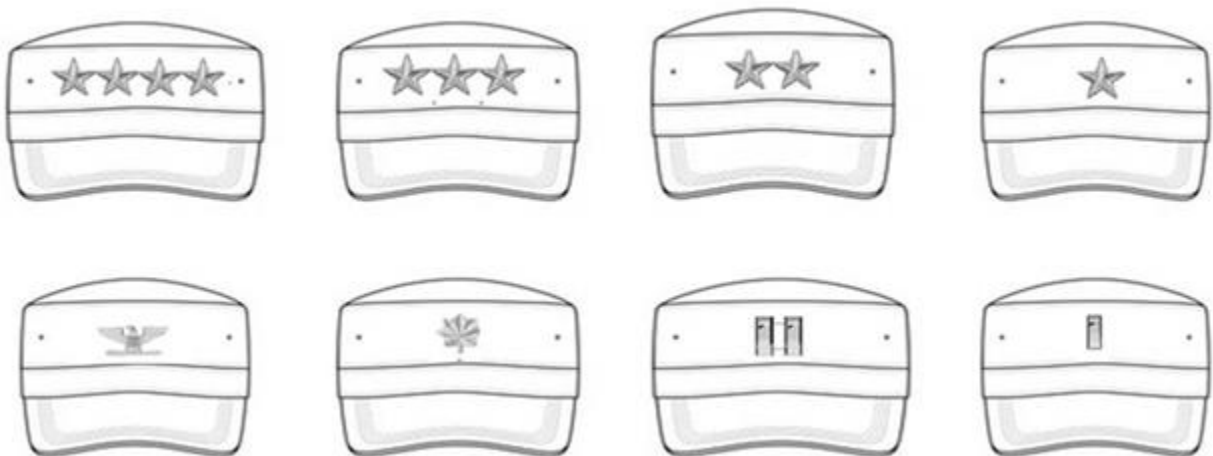
6.2.12. DELETED.

6.2.12.1. DELETED.

6.2.12.2. DELETED.

6.2.12.3. DELETED.

Figure 6.11. ABU Cap.



6.3. Jewelry, Eyewear, Electronic Devices, Bags, Backpacks, Cold Weather and Other Accessories. Personal accessories not listed in this instruction are *not* authorized for wear.

6.3.1. *Jewelry.* Jewelry will be plain and conservative (moderate, being within reasonable limits; not excessive or extreme) as determined by the local commander.

6.3.1.1. Earrings. Male Airmen are not authorized to wear earrings on a military installation, or while in uniform or in civilian attire for official duty. Female Airmen may wear small (not exceeding 6 mm in diameter) spherical, conservative (moderate, being within reasonable limits; not excessive or extreme) round white diamond, gold, white pearl, or silver earrings as a set with any uniform combination. If member has multiple holes, only one set of earrings are authorized to be worn in uniform and will be worn in the lower earlobes. Earrings will match and fit tightly without extending below the earlobe unless the piece extending is the connecting band on clip earrings.

6.3.1.1.1. (Added-EGLINAFB) All Military/Privatized housing areas are considered part of the installation and therefore, male service members are not authorized to wear earrings in these areas

6.3.1.2. Bracelets. Ankle bracelets are not authorized. Airmen may wear one bracelet around their wrist. If worn, the bracelet will be conservative (moderate, being within reasonable limits; not excessive or extreme) (which is defined as plain, not drawing attention or faddish) in design, no wider than ½ inch, gold or silver in color, and will not have any inappropriate pictures or writing. Medical alert/identification bracelets are authorized; however, if worn, they will be conservative (moderate, being within reasonable limits; not excessive or extreme) (which is defined as plain, not drawing inappropriate attention or faddish). Gemstones/tennis bracelets may only be worn with the mess dress uniform. Bracelets espousing support for cause, philosophy, individual or group are *not* authorized (**Exception:** Traditional metal POW/MIA/KIA bracelets, which come in colors besides silver, bronze, or gold, remain authorized).

6.3.1.3. Watches. Must be conservative and *only* one can be worn around the wrist while in uniform, PTU, or civilian attire in an official capacity. Conservative examples (*not* all inclusive) are solid color black, brown, silver or gold. Prohibited examples are diamond-covered, neon, bright colors, and bands that exceed 1-inch width.

6.3.1.4. Rings. Airmen may wear a total of no more than three rings; wedding sets count as one ring when worn as a set. Rings will be worn at the base of the finger, and will not be worn on the thumb.

6.3.1.5. Necklaces. Will not be visible at any time. If worn, will be concealed under a collar or undershirt.

6.3.2. *Eyeglasses/Sunglasses/Contact Lenses.* Will be worn in the manner for which they are made. Eyeglasses and sunglasses will not be worn around the neck or on top/back of head or exposed hanging on the uniform.

6.3.2.1. Eyeglasses and sunglasses may have conservative ornamentation on non-prescription sunglasses or eyeglasses, frames may be black or brown material or gold or silver wire. Brand name glasses may be worn with small logo on frames or lenses. Logo must be same color as frames or lenses. Conservative wrap-around sunglasses may be

worn. Conservative, clear, slightly tinted or photosensitive lenses are authorized. Faddish styles and mirrored lenses are prohibited. Sunglasses (to include darkened photosensitive lenses) are *not* authorized in formation. **Exception:** Sunglasses are not authorized in formation, unless for medical reasons, e.g., PRK/lasik surgery and when authorized by a commander or commandant on the advice of a medical official.

6.3.2.1.1. **(Added-EGLINAFB)** Glasses with an attached neck strap may not be worn. **EXCEPTION:** personnel on the flight line are authorized to use/wear safety retaining straps.

6.3.2.2. Contact Lenses. Contact lenses will be natural looking in shape and design. They will be clear in color and not change the color of the Airman's natural eye color.

6.3.3. *Electronic Devices.* Electronic devices are small electronic equipment such as cellular phones (personal or official), MP3 or similar players, radio, or hands-free devices (e.g. Bluetooth®), pedometers, Fitbits™ and other small, conservative size fitness trackers. Handheld electronic devices, if worn on the belt/waistband, or clipped to a purse will be plain black, silver, dark blue, or gray. Handheld electronic devices that are not worn on the belt/waistband/or clipped to a purse can be any color. Holster and other storage devices used to attach handheld electronic devices to the uniform or purse will be plain black, silver, dark blue, or gray. One handheld electronic device may be attached to a belt/waistband on either side or clipped to a purse. Pedometers are allowed to be worn on boots/shoes with uniform but must be dark blue or black in color and can attach without interfering with the work area or cause a safety hazard. Fitbits™ and other small conservative fitness trackers may be worn on the wrist in uniform but must be dark blue or black in color and bands may not exceed 1-inch width. **Exception:** Color and band width (may be up to 1 ½ inch width in physical fitness uniforms) restrictions for Fitbits™, pedometers and other small, conservative size fitness trackers do not apply when worn with physical fitness uniforms.

6.3.3.1. Wear/use of an earpiece, any blue tooth technology or headphones, while in uniform, indoors or outdoors, is prohibited, unless specifically authorized for the execution of official duties. **(Exception:** Headphones and earphones (iPods, MP3 type players, etc.) are authorized during air travel and/or while wearing the physical training uniform (PTU) during individual or personal PT in the fitness center or on designated running areas unless prohibited by the installation commander). Use of a hands-free device is authorized while in uniform operating a motor vehicle if local policy permits.

6.3.3.2. While walking in uniform use of personal electronic media devices, including ear pieces, speaker phones or text messaging is limited to emergencies or when official notifications are necessary. Military customs and courtesies take precedence.

6.3.4. *Attaché Cases/Gym Bags/Back Packs/Handbags/Clutch-Style Purses.*

6.3.4. **(EGLINAFB)** All bags that are authorized to be carried while wearing ABUs are authorized to be carried while wearing the FDU.

6.3.4.1. Attaché Cases. Attaché cases will be solid-black in color and carried in the left hand. Small logos are authorized; however the logo must be the same color.

6.3.4.2. Gym Bags. Gym bags will be solid dark-blue or black in color with matching stitching and carried in the left hand. When wearing ABUs, Airmen can also use olive drab, Air Force sage green or ABU patterned gym bags. Small logos are authorized.

6.3.4.3. Back Packs. Black back packs may be worn with any uniform combination. Only solid-color black backpacks will be worn with blue uniform combinations. ABU-patterned back packs, olive drab and Air Force sage green may be worn with the ABU. Small logos are authorized. Airmen may wear a back pack on the left shoulder or both shoulders (not to interfere with rendering the proper salute). Back packs will not have ornamentation, a high-gloss, designs, or hanging/dangling objects. Small gold or silver clasp authorized, but chains are not authorized.

6.3.4.4. Handbags. Handbags for all uniform combinations will be solid black leather or vinyl without ornamentation, with or without plain fold-over flap, with or without single-placed silver or gold-colored clasp, with black stitching only. Handbags may have up to two adjustable shoulder straps with or without buckles on the straps. Handbags will not exceed 13(W) x 9(H) x 4 ½ in bulk.

6.3.4.5. Clutch-Style Purses. Clutch-style purses for all uniform combinations will be plain black smooth or scotch-grain leather, patent leather, high-gloss or manmade material without ornamentation, with black stitching only. Fabric, suede, and patent leather may be carried with the mess dress, formal dress and ceremonial dress uniforms. Clutch-style purses will be no larger than 6 ½ (H) x 11(W) inches or no smaller than 5(H) x 9(W) inches. Clutch-style purses will have a concealed closure and may have a wrist strap. **Exception:** Do not use patent leather purse when wearing semi-formal dress.

6.3.5. *Lanyards/Access Passes/Identification Badges/Common Access Cards (CAC)*. Lanyards will be conservative in nature, dark colors, silver small conservative chains, or clear plastic. Green lanyards are also authorized with the ABU. Access passes, identification badges, and common access cards are only authorized for wear when required within the confines of the location for which they were issued. When worn, they will be worn on the front of the body above the waist and below the neck and must not present a safety hazard.

6.3.6. *Umbrella*. Umbrellas will be plain, solid colored black and carried in the left hand.

6.3.7. *Religious Apparel*. “Religious apparel” is defined as apparel worn as part of the observance of a religious faith practiced by an Airman. Religious items and apparel, other than head covering, may only be worn visibly during religious services. Plain, dark blue or black religious head coverings may be worn, indoors if approved by the installation commander. Plain, dark blue, or black religious head coverings may be worn, concealed under the uniform/headgear, outdoors if approved by installation commander. Approval from an installation commander or equivalent is only applicable within the installation. In joint organizations, the director of personnel will serve as the approval authority with concurrence from the senior Air Force officer. Religious apparel will not be worn during parades, ceremonial details, ceremonial functions, or in official photos. **See [paragraph 9.12](#) to request religious accommodation.**

6.3.7. **(EGLINAFB)** Religious apparel accommodations will be considered by request, with the endorsement of the installation chaplain.

6.3.8. *Cold Weather Accessories.* Cold weather accessories will only be worn when wearing authorized outer garments (**Exception:** gloves may be worn solely with the service dress uniform, ABUs and BDUs). With the exception of functional items, cold weather accessories are only worn while outdoors.

6.3.8.1. Gloves (black or sage green). Gloves may be worn with all authorized outer garments. They will be all one color, leather, knitted, tricot or suede, or a combination of leather, knitted, tricot, and suede. Black or sage green gloves may be worn with the ABU, FDU and all authorized outer garments to the ABU or FDU. Only black gloves may be worn with the service dress uniform and all approved outer garments worn with the blue service and service dress uniforms.

6.3.8.2. Scarf (black). A scarf may be worn with all authorized outer garments except the pullover and cardigan sweaters (when worn solely as an outer garment). The scarf must be tucked in and will only be worn with an outer garment. The scarf will not exceed 10 inches in width and can be knit, all wool or cotton simplex, with or without a napped surface.

6.3.8.3. Earmuffs (black). Earmuffs may be worn with all authorized outer garments and may wrap around either the top or rear of the head. Earmuffs may be made of any material and will only be worn with an outer garment

6.4. Footwear.

6.4.1. *Footwear (Males).* Footwear is required when wearing all uniforms. Athletic shoes will only be worn with the physical training uniform (see para 7.1.5.) unless medically necessary, as determined by appropriate medical authorities and approved by the commander.

6.4.1.1. Socks (black). Socks will be plain without design, clean, and serviceable. Black socks will be worn with low quarters, dress boots and black jungle/combat boots. Plain white socks may be worn under the black socks as long as the white socks are not visible.

6.4.1.2. Socks (sage green). Sage green socks will be worn with the sage green or tan boots. Plain white socks may be worn under the sage green socks as long as the white socks are not visible.

6.4.1.3. Socks (white/black). White or black socks are worn with athletic shoes and may have small logos.

6.4.1.4. Low Quarters. Low-quarters are worn with the formal dress, mess dress, semi-formal, service dress and service uniforms (black combat boots and dress boots are also an option with the service dress and service uniform). Shoes will be low quarter, oxford-style, lace-up with a plain rounded toe or a plain rounded-capped toe. Soles will not exceed 1/2 inch in thickness and the heel will not exceed 1 inch in height (measured from the inside front of the heel). Shoes will be smooth or scotch-grained leather or manmade material. Shoes will be shined; high gloss or patent finish is optional.

6.4.1.5. *Dress Boot.* Can be worn with the service dress and service uniforms. If worn, the dress boot sole will be black plain rounded toe or rounded capped toe. A zipper or elastic inserts may be worn; however, if worn they will be without design. The sole will

not exceed ½ inch in thickness and heel will not exceed 1-inch in height (measured from the inside front of the heel). High-gloss or patent finish is optional.

6.4.1.6. *Boots.* Black combat boots will be without design and can be worn with the service dress uniform. Pants will not be bloused (**Exception:** Pararescue, Combat Rescue Officers, Survival, Evasion, Resistance, and Escape, Combat Control Personnel, Special Tactics Officers, Air-Weather Service Parachutists, Air Liaison Officers, and Tactical Air Command and Control Specialist).

6.4.2. *Footwear (Females).* Footwear is required when wearing all uniforms. Athletic shoes will be worn with the physical training uniform (see para 7.1.5.) or, if medically necessary, as determined by a military treatment facility and approved by the commander.

6.4.2.1. *Hosiery.* Hosiery will be worn with the formal dress, mess dress, semi-formal dress, and service dress uniform (skirt). Hosiery will be plain commercial, sheer, nylon in neutral, dark brown, black or off-black, or dark blue shades that complement the uniform and the Airman's skin tone. Patterned hosiery is not authorized to be worn with any uniform. Hosiery must be worn with the skirt and are optional with slacks; however, if not wearing hosiery with slacks, plain (not patterned) black socks must be worn.

6.4.2.2. *Socks (black).* Socks will be plain without design, clean, and serviceable. Black socks will be worn with low quarters, dress boots and black jungle/combat boots. Plain white socks may be worn under the black socks as long as the white socks are not visible.

6.4.2.3. *Socks (sage green).* Sage green socks will be worn with the sage green boots. Plain white socks may be worn under the sage green socks as long as the white socks are not visible.

6.4.2.4. *Socks (white/black).* White or black socks are worn with athletic shoes and may have small logos.

6.4.2.5. *Low Quarters.* Can be worn (optional) with the service dress and services uniforms (authorized with all maternity uniforms). Commercially designed low quarters will be black oxford, lace-up style, with a plain rounded toe or a plain rounded capped toe. The sole will not exceed ½ inch in thickness and the heel will not exceed 1 inch in height (measured from the inside front of the heel); however, the sole may have a low wedge heel. They will be plain, clean and serviceable, and without ornamentation such as buckles, bows or straps. The material will be smooth, scotch-grained leather or a manmade material. They may be high-gloss or patent finish.

6.4.2.6. *Dress Boots.* Can be worn (optional) with the service dress and services uniforms (authorized with all blue maternity uniforms). Wear boots with skirt or slacks; however, if worn with skirt, remove boots and wear pumps, slip-on shoes, or low quarters while in the work place. Heels will be of a height suitable to the individual but no higher than 2 ½ inches (measured from the inside sole of the boot to the end of the heel lift). The tip of the heel can't be less than ½ inch in diameter or larger than the body of the boot. Faddish styles will not be worn (e.g. extreme toes, pointed or squared, or extreme heel shapes). They will be plain, clean and serviceable, and without ornamentation such as buckles, bows or straps. The material will be smooth, scotch-grained leather or a manmade material. They may be high-gloss or patent finish.

6.4.2.7. *Pumps*. Will be worn with the formal dress, mess dress, and semi-formal uniforms (authorized with all blue maternity uniforms). Optional with the service dress and service uniforms. Black pumps will be low cut and rounded throat (the top opening) with a raised heel no higher than 2-1/2 inches (measured from the inside sole of the shoe to the end of the heel lift). The tip of the heel can not be less than 1/2 inch in diameter or larger than the body of the shoe. Faddish styles will not be worn (e.g. extreme toes, pointed or squared, or extreme heel shapes). They will be plain, clean and serviceable, and without ornamentation such as buckles, bows or straps. The material will be smooth, scotch-grained leather or a manmade material. They may be high-gloss or patent finish.

6.4.2.8. *Slip-on Shoes*. Can be worn (optional) with the service dress and services uniforms (authorized with all blue maternity uniforms). Commercially designed step-in shoe where the top of the shoe goes over the top of the foot (not mule-types without backs) with rounded toe or plain rounded capped toe. Faddish styles will not be worn (e.g. extreme toes, pointed or squared, or extreme heel shapes). They will be plain, clean and serviceable, and without ornamentation such as buckles, bows or straps. The material will be smooth, scotch-grained leather or a manmade material. They may be high-gloss or patent finish.

6.4.2.9. *Boots*. Black combat boots will be without design and can only be worn with the service dress uniform while wearing slacks. Slacks will not be bloused (**Exception:** if females are assigned as Survival, Evasion, Resistance, and Escape, Special Tactics Officers, Air-Weather Service Parachutists, Air Liaison Officers, and Tactical Air Command and Control Specialist).

6.4.3. *Footwear (males/females) Combat boots*. Will be worn with the Airman battle uniform, or the flight duty uniform. (**Exception:** Athletic shoes may be worn if medically necessary, as determined by competent medical authorities at a civilian or military treatment facility and approved by the commander.) The black combat boot can be worn (optional) with the service dress and services uniforms when not wearing a skirt, maternity service dress and/or maternity jumper. Laces will either be tied and tucked in the boot or tied and wrapped around the boot. No —bowtie boot laces. Logos will be the same color as the boot. **Note:** The phase out date for the black combat boot with the FDU was 1 November 2011 (ref [attachment 6](#)).

6.4.3.1. *Boots (black)*. Can be worn with the service dress and service uniforms when not wearing a skirt. Black boots are not authorized with the Airman Battle Uniform.

6.4.3.2. *Sage Green Boots*. Will be worn with the Airman battle uniform, the battle dress uniform or the flight duty uniform. Boots will be sage green, lace up with plain rounded toe or rounded capped toe with or without a perforated seam. A zipper or elastic inserts may be worn; however, if worn, they will be without design. Green boots can be either with or without a safety toe. **Exception:** If approved by MAJCOM commanders, black leather boots may be temporarily authorized with ABUs in industrial work environments or in work center where industrial products or processes cause irreparable staining to the sage green suede or tan suede boot. This exception is not specifically restricted to flightline activities and is in effect until a stain-resistant green boot becomes available.

6.4.3.3. DELETE.

6.5. Undergarments. (Mandatory)

6.5.1. Formal Dress, Mess Dress, Semi-formal Dress, Service Dress and Service Uniforms

6.5.1.1. Males. Appropriate undergarments are required to be worn with all uniform combinations. Wear undershirt and underpants with all uniforms. Wear the white V-neck or athletic style tank top undershirt when wearing opened collar service uniforms only. Members may wear the white V-neck, athletic tank top or crew-neck style undershirt when wearing closed collar formal dress, mess dress, semi-formal dress, service dress and service uniforms. Undershirt will be tucked into trousers. Undershirts will not have pockets.

6.5.1.2. Females. Appropriate undergarments are required to be worn with all uniform combinations. Wear bra and underpants with all uniforms. Wear of the white V-neck style or athletic tank top undershirt when wearing opened collar service uniforms is authorized. Females may wear the white V-neck, athletic tank top or crew-neck style undershirt when wearing closed collar formal dress, mess dress, semi-formal dress, service dress and service uniforms. Undershirt will be tucked into slacks or skirt. Undershirts will not have pockets.

6.5.2. Airman Battle Uniform and Flight Duty Uniforms

6.5.2.1. T- Shirt - Desert Sand colored (Tan). The desert sand colored crew-neck t-shirt without pockets is the only t-shirt authorized for wear with the ABU. **Exception:** Squadron commanders may authorize wear of standardized color morale t-shirts on Friday or during special events (only one color per squadron; individual purchase only, not unit-funded). AF Reserve and ANG personnel, commanders may authorize wear during weekend drills on Friday, Saturday or Sundays or during special events. Wing Commanders are the waiver authority to allow more than one color of T-shirt per squadron if it builds esprit-de-corps and facilitates team building (examples: maintenance and life support personnel, and flight doctors associated with individual flying squadrons). The desert sand colored crew-neck t-shirt without pockets are also authorized for wear with the FDU/DFDU. Synthetic moisture wicking fabrics, 100% cotton or cotton/poly blend may be worn with the ABU as long as they match the color. During flight operations t-shirts must be cotton or fire retardant material due to added protection. T-shirts made of 100% nylon or polyester are not authorized during flight. Installation/squadron commanders may allow for display on morale undershirts organizational emblems, as officially and currently approved, not to exceed 5 inches in diameter, in cloth or silk screen. If displayed, organizational emblems will be worn on the left side of chest of both the desert sand and squadron commander-prescribed Friday morale undershirts. The morale undershirts may also display the organizational emblem on the back of the undershirt in a larger diameter as authorized by commanders. In-theater commander will determine if Airmen are authorized to wear standardized color undershirts with or without organizational emblems. No design or scroll lettering will be visible when wearing the ABU coat (shirt). T-shirt will be tucked into trousers. See [paragraph 5.1.3](#)

6.5.2.2. DELETED.

6.5.2.3. MAJCOM commanders may approve long-sleeved turtlenecks, dickies, or thermal undershirt with the FDU/DFDU as weather warrants. Thermal undergarments may be desert tan, white, or cream colored and are authorized for wear with the ABU/FDU/DFDU as weather conditions warrant. Thermal underwear will not be visible under the ABU/FDU/DFDU trouser legs and/or coat except at the neck.

6.5.2.4. Maternity t-shirt is not required to be tucked in, when worn with maternity uniform.

Chapter 7

PHYSICAL TRAINING UNIFORM

7.1. Physical Training Uniform (PTU) and Improved Physical Training Uniform (IPTU). PTU refers to the existing PT uniform items and IPTU refers to the improved PT uniform items. The PTU and IPTU are authorized for wear by Air Force military personnel and the Secretary and Under Secretary of the Air Force.

Figure 7.1. Physical Training Uniform (PTU) & Improved Physical Training Uniform (IPTU) Running Suit.





7.1.1. All components making up the PTU and IPTU are considered uniform items. Installation commanders may temporarily adjust wear policy to address immediate safety or mission/operation concerns and may be more restrictive with wear policy (e.g., no hats during organized fitness events, no head/ear phones due to safety concerns, etc.) to support unit cohesion and present a standardized image. There is no mandated maternity PT uniform. Pregnant members participating in unit PT, may be authorized to wear civilian clothing in the colors of blue, black, white or grey. Commanders determine the required PTU/IPTU configuration during organized PT events. **Exception:* Squadron Commanders may authorize the wear of the morale undershirt with all PTUs on Fridays. The AF Reserve and ANG personnel commanders may authorize morale undershirt wear with all PTUs during weekend drills on Friday, Saturday or Sundays.

7.1.1.1. (Added-EGLINAFB) Military members are authorized to wear compression sleeves with PTG attire during exercise only. Small emblems/logos are authorized on compression garments.

7.1.2. Wear of the PTU/IPTU is mandatory during physical fitness assessments and while participating in organized PT events as designated by the commander. In addition, if PTU/IPTU items are worn during individual/personal PT, the following guidelines apply (exceptions noted):

7.1.3. *Jacket.*

7.1.3.1. PTU/IPTU jacket. The jacket will be zipped at least halfway between the waistband and collar. Sleeves will end within 1-inch of the wrist.

7.1.4. *T-shirt.*

7.1.4.1. Short-sleeved PTU/IPTU shirt. The short-sleeve shirt will be tucked into shorts or running pants at all times. Do not remove or cut sleeves. Short and long-sleeved white or light gray form fitting undershirts, (i.e. spandex, lycra or elastic material) may be worn and visible under the short-sleeved PTU/IPTU shirt. Undershirt must be tucked in.

Figure 7.2. PTU & IPTU Optional Items (Long Sleeve T-Shirt and Long Sleeve Sweat Shirt).





7.1.4.2. Optional long-sleeved IPTU shirt. The long-sleeve shirt will be tucked into the PTU/IPTU shorts or running pants at all times. Do not push up, remove, or cut sleeves.

7.1.4.3. Optional IPTU sweatshirt. The sweatshirt will extend no lower than six inches below the natural waist line. Do not push up, remove, or cut sleeves.

7.1.5. *Short/Running Pants.*

7.1.5.1. PTU/IPTU running pants. The waistband will rest at or within two inches of the natural waistline. Both pant legs will extend below the ankles and will be zipped to within one inch of the bottom.

7.1.5.2. PTU/IPTU shorts (with reflective material) and optional IPTU running shorts (without reflective material). The PTU/IPTU shorts waistband will rest at or within two inches of the natural waistline. The lining in the PTU/IPTU shorts may be removed. Short, mid and full length solid black or dark blue form fitting sportswear (i.e. spandex, lycra or elastic) may be worn and visible under both the PTU/IPTU and optional IPTU running shorts.

7.1.6. *Footwear.*

7.1.6.1. Socks. Socks are mandatory. Socks will be white or black and may have small trademark logos.

7.1.6.2. Athletic style shoes. Athletic style shoes are mandatory. There are no restrictions on the color of the athletic shoes.

7.1.7. *Headgear.*

7.1.7.1. Installation commanders may authorize wear of an optional solid black or dark blue baseball/sport cap with the Air Force symbol or U.S. Air Force printed/embroidered on the front during organized PT; also authorized during individual PT. If authorized, caps are to be worn outdoors only.

7.1.7.1.1. **(Added-EGLINAFB)** Wear of a solid black or dark blue baseball hat or watch cap with the Air Force symbol or “U.S. Air Force” printed/embroidered on the front is authorized (outdoors only) during organized and individual physical training (PT).

7.1.7.2. Commanders may authorize wear of an embroidered “Excellence for/in PT” solid black or dark blue baseball/sports cap. If worn, the baseball/sport cap will have the words “Excellence for PT”, “Excellence in PT” or a combination of the two, in small embroidered letters, no more than ½ inch in height. Patches, large logos and multi-patterned caps are not authorized. Additional unit or organizational issued hats are not authorized with the PTU/IPTU. Headgear may be worn during individual PT, but not indoors.

7.1.7.3. Bandanas and other similar head-scarves/headgear are not authorized unless due to medical waiver condition.

7.1.8. DELETE.

7.1.8.1. DELETE.

7.1.9. *Undergarments.* Appropriate undergarments are required to be worn with all PTU/IPTU combinations.

7.1.10. *Cold Weather Accessories.* Cold weather accessories may be worn outdoors only.

7.1.10.1. Watch Cap. If worn, will be plain, solid black, dark blue, or sage green without logos (bandanas and other similar head-scarves/headgear are not authorized unless due to medical waiver conditions).

7.1.10.2. Gloves. Gloves will be black or dark blue leather, knitted, tricot or suede, or a combination of leather, knitted, tricot, and suede and without logos.

7.1.10.3. Scarf. The scarf will be black or dark blue, all wool or cotton simplex, with or without napped surface, and less than 10 inches in width.

7.1.10.4. Earmuffs. Earmuffs will be solid, black or dark blue, made of any material and may wrap around either the top or rear of the head.

7.1.10.5. Green or black fleece is not authorized to be worn with the PTU/IPTU.

7.1.11. Do not mix/match the PTU/IPTU running suit jacket and running suit pants. All other combinations authorized.

Figure 7.3. IPTU Jacket with IPTU Short.

7.1.12. PTU/IPTU items are authorized for wear with conservative civilian/personal attire during individual/personal PT or while off-duty (e.g. PT shirt with personal shorts/pants, PT jacket with personal shirt/pants/shorts, etc.). No civilian/personal items with offensive wording, graphics or photos are to be worn with the PTU/IPTU items at any time.

7.1.13. Headphones and earphones (iPods, etc.) are authorized while in the fitness center or on designated running areas unless prohibited by the installation commander.

7.1.14. Female's long hair must be secured but, it may have loose ends that extend below the collar; i.e., ponytails.

7.1.15. Proper military customs and courtesies honoring the flag during reveille/retreat will apply (this means coming to full attention and rendering a proper salute when outdoors). Saluting due to rank recognition is not required when wearing the PTU/IPTU.

7.1.15.1. Exceptions:

7.1.15.1.1. For accessions, PME and academic training environments (e.g. USAFA, ROTC, OTS, ASBC, SOS, BMT), commanders (or equivalent) will determine which PT events are organized. In these environments, students and staff may wear unit-specific PT gear to meet necessary training requirements (e.g. staff/student distinction, student squadron affiliation, etc.).

7.1.15.1.2. Wear policy for the PTU/IPTU in a deployed environment can be further defined by the Air Force Forces commander specific to that Area of Responsibility (AOR).

Chapter 8

FLIGHT DUTY UNIFORM

8.1. Flight Duty Uniform (FDU) and Desert Flight Duty Uniform (DFDU) Wear Guidance. The FDU and DFDU are considered organizational clothing and meet unique functional, work requirements and include both distinctive and functional clothing items. Members will sew Velcro on FDU/DFDU and equipment so they can remove any patches/accoutrements during contingencies.

Figure 8.1. Flight Duty Uniform. DELETE.



8.1.1. Distinctive clothing. For guidance on those items that are unique to the uniform and are worn only when performing the duties for which they are issued see [Chapter 9](#).

8.1.2. Functional clothing items such as parkas, protective footwear, specialized winter flight clothing will be issued as required. MAJCOM or installation commanders will prescribe wear instructions in supplements to this instruction.

8.1.3. Exceptions. Organizations requiring exception to FDU/DFDU wear policy should submit an Exception to Policy (ETP) request through their MAJCOM/A3 or equivalent channels to HQ USAF/A3O-AT.

8.1.4. The FDU/DFDU and jackets will be maintained IAW T.O.14P3-1-112, *Maintenance Instructions Nomex Flight Gear, Coveralls, Gloves, Jacket*, and AFI 11-301V1, *Flying Operations*.

8.2. Authorized FDU/DFDU Wear. Personnel authorized wear of the FDU/DFDU will comply with this instruction, as well as applicable MAJCOM supplements, regardless of AFSC or unit of assignment.

Figure 8.2. Desert Flight Duty Uniform.



8.2.1. The FDU/DFDU is authorized functional clothing for wear by individuals who perform flying, parachutist, space and missile crew duties: Flight duty included preparation, preflight, in-flight, post-flight, and other flight related duties associated with aircraft operations. The FDU/DFDU is authorized for wear by personnel with an Aircrew Position Identifier (API) 1 thru 9 and A thru G (Rated Officers, Career Enlisted Aviators (CEA) 1AXXX, and 1U0XX). Additionally, Rated officers assigned to an API-0 and CEA's assigned to API-Z positions that are on active aeronautical orders, or personnel identified as Operations Support/Non-interference flyers currently on active aeronautical orders to perform in-flight aircrew or parachutist duties IAW AFI 11-401, *Aviation Management*, Attach 3. Finally, the FDU/DFDU is authorized for wear by personnel in the following Space/Missile Crew AFSCs: 13SXA, 13SXB, 13SXC, 13SXD, 13SXE, and 1C6XX. Airmen authorized special articles of clothing under an allowance standard will wear the uniform prescribed by the local unit commander and recommended for the type of mission performed. Space and missile crew duties will be defined by MAJCOM supplement to this instruction.

8.2.2. Operations Support/Non-interference flyers. Flight clothing worn by Operations Support/Non-interference flyers is only worn on days when actual flying is planned or anticipated. (The member must be assigned to an aircrew-prefixed manpower position on the UMD).

8.2.3. Personnel not on active aeronautical orders are restricted to flight-related and space and missile crew duties only. **Exception:** Space and missile crew FDU/DFDU wear guidance will be outlined in MAJCOM supplements to this instruction.

8.3. Restrictions.

8.3.1. Staff Personnel. For HAF/DRU/FOA staff personnel authorized and identified in [paragraph 8.2.1.](#), may wear their previously issued FDU when it remains serviceable. HAF/DRU/FOA funds will not be expended to issue or replace functional flight clothing. *Exception:* Authorized aircrew members assigned to a flying staff position are exempt from this restriction.

8.3.1.1. HAF staff personnel. Members may wear the FDU/DFDU configured as directed by the DCS or equivalent. If there is no DCS or equivalent guidance, personnel will follow this instruction.

8.3.2. Off-Base Wear. The FDU/DFDU off-base wear will be IAW paragraph 5.1. ABU guidelines for off-base wear.

8.3.3. The DFDU will not be worn as a day-to-day uniform. MAJCOM commander or COMAFFORs may authorize DFDU to be worn during contingencies, exercises, deployments and tactical training operations as appropriate for environmental conditions.

8.3.4. Special Articles of Clothing. Airmen authorized special articles of clothing under an allowance standard will wear the clothing prescribed by the local unit commander and recommended for the type of mission to be performed.

8.3.5. Limited Wear. Wing commanders or equivalent may prescribe further limits on the wear of FDUs based on mission requirements and in the interest of health and welfare of their personnel.

8.3.6. Morale Patches and Tabs. Wing Commanders may authorize the wear of morale patches on the shoulders of the FDU on Fridays, or during special events. AF Reserve and ANG personnel commanders may authorize wear during weekend drills on Friday, Saturday or Sundays or during special events. A morale patch is defined as a design symbol locally developed and displayed. A morale patch will not depict a current or past official organizational emblem or any alteration thereof. Small morale tabs may be worn on the exposed Velcro of the left sleeve when the pen pocket cover is removed; wear is not restricted. Squadron Commanders will approve and maintain a list of acceptable morale patches and tabs for wear by assigned Airmen.

8.3.6.1. **(Added-EGLINAFB)** Squadron Commanders may authorize patches on the right shoulder of the FDU in place of the normal squadron patch on Fridays or during limited and unique events. Squadron Commanders may approve memorial patches with specified wear periods, dates, or events.

8.3.6.2. **(Added-EGLINAFB)** The wear of morale patches are authorized on the shoulders of the FDU on Fridays, or during special events as designated by the Wing Commanders. Small morale tabs may be worn on the exposed Velcro of the left sleeve when the pen pocket cover is removed; wear is not restricted. Squadron commanders will approve and maintain a list of acceptable morale patches and tabs for wear by Airmen in their unit. Morale patches are to remain professional, contain no image or language that could bring discredit upon the Air Force, Eglin AFB, and/or the assigned Wing.

8.3.7. Sleeves. The FDU/DFDU will have sleeves rolled down to the wrist when performing aircrew duties in-flight. Sleeves may be rolled under if not performing in-flight duties; if

rolled under the sleeve will not end above the natural bend of the wrist when the wearer's arms are hanging naturally at their side.

8.3.8. Zippers. The centerline zipper of the FDU/DFDU will be closed to no lower than even with the middle of the nametag. All other zippers will be completely closed. **Exception:** The flight cap may be stored in either lower leg pocket without that pocket being fully zipped. A small portion of the cap may be exposed while in the pocket. However, when the cap is removed, the pocket must be fully zipped.

8.3.9. Pen and Pencil Pocket. The pen and pencil pocket cover located on the left sleeve may be removed unless prohibited by MAJCOM supplement or restricted due to safety of flight concerns.

8.4. Flight Clothing Accoutrements.

8.4.1. General Officer Rank Insignia. General Officer (GO) stars on the FDU/DFDU and flight jackets will be centered on the shoulder halfway between the neck and shoulder seam. Generals wear 1-inch stars on flight duty uniforms; ¾-inch stars may be used if there is insufficient room for the 1-inch stars. GO rank insignia will be on base cloth identified in [paragraph 8.4.2.](#), GO stars will be Flag Blue cable #67124 and displayed point-to-center.

8.4.2. Rank Insignia (O-1 through O-6). Wear subdued cloth rank insignia on each shoulder of the FDU/DFDU and flight jackets (plastic covered rank insignia is not authorized). Rank will be sewn-on 5/8 inches from the shoulder seam, centered on the shoulder. Officer rank insignia cloth and cable (thread) standards: FDU base cloth is OG 107, Flag Blue cable #67124 except Second Lieutenant and Major which are Brown cable #67136; DFDU base cloth is Khaki 2120, Black cable #67138 except Second Lieutenant and Major which are Brown Cable #67136.

8.4.3. Enlisted rank is included on the nametag of the FDU/DFDU and flight jackets identified in [paragraph 8.4.5.](#)

8.4.4. Both officer and enlisted rank insignia on the Leather A-2 Flying Jacket is on the name tag only. (ref [paragraph 8.5.2.2.](#))

8.4.5. Nametags. Cloth nametags for FDU/DFDU and flight jackets will be 2 X 4 inches in size and worn over the left breast pocket. As a minimum, the Aeronautical badge, Space, Cyberspace or missile operations badges (if awarded) are mandatory and nametags will contain individual's name and rank (rank is mandatory for enlisted personnel). Embroidered badges will be consistent in color with MAJCOM approved nametag colors. In the case of subdued nametags, embroidered badges will be black or dark blue in color. MAJCOM supplements to this instruction will standardize nametags (i.e., background/border colors, squadron logos, naming convention, etc.). Nametags for Leather A-2 Flying Jacket will be 2 x 4 inches, brown or black leather, simulated leather. Emboss with silver wings or badges, first and last name, rank, and USAF. Note: Commanders authorized to wear the Command Insignia pin will wear the insignia on the left side of the nametag. The insignia will be worn only while performing commander duties. **Exception:** Wing Commanders may authorize the wear of morale nametags on Fridays or during special events. AF Reserve and ANG personnel commanders may authorize wear during weekend drills on Friday, Saturday or Sundays or during special events. Squadron Commanders will ensure name tags are in good taste and reflect proper military order, discipline, morale, and image.

8.4.5. (EGLINAFB) 1 (Added) Morale nametags are authorized on Fridays or during limited and unique events designated by the squadron, group, or wing commander.

Figure 8.3. Flight Duty Uniform with Accoutrements.



8.4.6. Right Breast Pocket. MAJCOM or equivalent emblem (ANG emblem may be worn as a MAJCOM equivalent emblem) will be centered above the right breast pocket. MAJCOM or equivalent emblem for the right breast area of the Leather A-2 Flying Jacket will have brown or black leather, simulated leather background.

8.4.7. Left Sleeve. Normally wear the US flag, emblem of appropriate wing, group, or center, positioned no lower than 1 inch from shoulder seam in accordance with MAJCOM supplements to this instruction. Members may wear the Weapons School Patch, USAF Test Pilot School Patch, (graduate or instructor) upon completion of the appropriate school when authorized by MAJCOM supplement to this instruction. If wearing the US flag, it will be red, white, and blue with a straight flag approximately 2 X 3 inches. **Note:** Chapter 1, Title 4, United States Code, specifies the flag colors as red, white, and blue; therefore, subdued flag replicas are not authorized for wear on the FDU/DFDU.

8.4.8. Right Sleeve. The unit emblem (squadron patch) will be worn as authorized through MAJCOM supplement to this instruction. When authorized to fly with another unit, individuals may wear the emblem of the unit they are assigned to for flight duties.

8.4.9. Add-On Patches. MAJCOMs will publish guidance on wear of add-on patches (i.e., flying hour milestone, instructor, flight examiner scroll, etc). Campaign or exercise patches are not authorized. MAJCOM commanders must approve all emblems/patches not specifically addressed in this instruction.

8.4.10. Neckwear. The wear of scarves will be addressed by MAJCOM supplements. When authorized, scarves will be worn around the neck and tucked in.

8.4.10.1. **(Added-EGLINAFB)** Neckwear. Individuals assigned to Eglin AFB will not wear scarves with the FDU.

8.5. Over Garments.

8.5.1. Flight Jacket (Flyers, Jacket CWU-36/P & CWU-45/P). The green Flight Jacket may be worn with the FDU. The green or desert Flight Jacket may be worn with the DFDU. Flight Jackets are required to be zipped at least halfway. **Note:** Flight Jackets will not be worn with service uniforms or ABUs.

Figure 8.4. Flight Jacket.



8.5.1.1. Configure Velcro on the Flight Jacket like the FDU/DFDU.

8.5.1.2. Accoutrements on the Flight Jacket include the nametag, MAJCOM, flag, unit patch or emblem, and rank (officers).

8.5.2. Leather A-2 Flying Jacket. The Leather A-2 Flying Jacket is authorized for wear unless prohibited by MAJCOM supplement or restricted due to safety of flight concerns. Authorized individuals are listed in [paragraph 8.5.2.3.](#) and [paragraph 8.5.2.4.](#) The Leather A-2 Flying Jacket may be worn with service uniform, FDU, or DFDU (not service dress uniform). **Note:** With the exception of the Secretary, and the Under Secretary of the Air Force, it is not to be worn with civilian clothes.

8.5.2.1. Configure Leather A-2 Flying Jacket Velcro with MAJCOM patch and nametag IAW [paragraph 8.5.1.1.](#) and [8.5.1.2](#)

8.5.2.2. Leather A-2 Flying Jacket Accoutrements Nametag. The nametag is 2 x 4 inches, brown or black leather, simulated leather. Emboss with wings or qualifying badge, first and last name, rank, and USAF. Members may add an inside pocket, at their expense, when it does not detract from the external appearance. The wing and star patch maybe worn by individuals not assigned to a MAJCOM. Gloves if worn are will be black leather, knitted, tricot or suede, or a combination of leather, knitted, tricot, and suede. *Note:* Generals (4 Star), regardless of their Air Force Specialty Code are authorized to wear the Leather A-2 Flying Jacket.

Figure 8.5. Leather A-2 Flying Jacket.



8.5.2.3. Authorized Leather A-2 Flying Jacket wear. The Secretary, and the Under Secretary of the Air Force, rated officers, CEA's, and Non-rated Aircrew members who have been permanently awarded an aeronautical badge IAW AFI 11-402, *Aviation and Parachutist Service, Aeronautical Ratings and Badges*, may wear the Leather A-2 Flying Jacket. The aeronautical order permanently awarding the aeronautical badge constitutes authority to wear the Leather A-2 Flying Jacket.

8.5.2.4. Space and Missile Officer and Enlisted. Qualified 13SX officers are authorized wear upon completion of qualification training in one of the following AFSC's 13SXA, 13SXB, 13SXC, 13SXD, 13SXE. Space Systems Operations personnel must complete qualification training and be certified as a mission ready crewmember in the 1C6XX AFSC.

8.5.2.5. Approval and Waivers. The CSAF is the approval/waiver authority for issue of the Leather A-2 Flying Jacket to all other individuals.

8.5.3. Gortex Parka and Pants. APECS, IRS, Woodland Gore-Tex Jacket, and ECWCS (Woodland pattern) Gortex parka and pants are authorized for wear with the FDU during inclement weather. Gortex parka may be worn without the Gortex pants; however Gortex pants must be worn with parka. For wear and accoutrements see the applicable [paragraphs 6.1.8. through 6.1.13.](#)

8.5.4. Gortex Parka and Pants. APECS, and IRS. Gortex parka and pants are authorized for wear with the DFDU during inclement weather. Gortex parka may be worn without the Gortex pants; however when wearing the Gortex pants, the Gortex parka must be worn. For wear and accoutrements see the applicable paragraphs 6.1.9 or 6.1.10.

8.5.5. Sage Green Fleece and Black Fleece. These items will not be worn as an over garment with the FDU/DFDU.

8.5. (EGLINAFB) Morale patches, tabs, and nametags may be worn on flight jackets during associated uniform days as described in previous paragraphs.

8.6. Headgear. The flight cap is worn with the FDU as described in paragraphs 6.2.4 through 6.2.4.1.3 of this instruction. **Exception:** See paragraphs 8.6.1 through 8.6.2

8.6.1. Berets. Individuals authorized to wear berets in [paragraphs 9.6., 9.7.3. through 9.7.8.](#) may wear their berets with the FDU/DFDU IAW [paragraph 6.2.5.](#)

8.6.2. Watch Cap. Authorized for wear by aircrew personnel subject to prolonged exposure to adverse weather only. Color is restricted to solid black, dark blue or sage green. When worn, a jacket must also be worn.

8.6.3. Organizational Caps. Organizational caps (ie. Baseball style) are not authorized for wear with the FDU/DFDU. **Exception:** When approved by MAJCOM/CC, aerial demonstration teams, and competitive teams may wear organizational caps while engaged in demonstration and competitions see [paragraph 6.2.10.](#) for wear guidance.

8.7. Undergarments. Undergarments are required with the FDU and DFDU. During flight operations all undergarments, to include cold weather undergarments, must be cotton or fire retardant material and must be on the safe to fly list maintained by Aircrew Flight Equipment (AFE). Undershirts will be crewneck style and tan in color. **Exception:** Wing Commanders may authorize Airmen to wear a designated unit standardized color undershirt on Fridays, or during special events.

8.7.1. Added. Thermal undergarments. Thermal undergarments (i.e., dickies, turtlenecks, and mock necks) will be desert tan, white, black, or cream colored and are authorized for wear with the FDU/DFDU as weather conditions warrant.

8.8. Socks. Socks should be made of cotton or wool. White, black, desert tan/sand, or sage green socks may be worn with either the FDU or DFDU. For wear and description see applicable [paragraphs 6.4.1.1., 6.4.1.2. and 6.4.1.3.](#)

8.9. Footwear. In-garrison, wear any combat boot that is authorized in [paragraph 6.4.3. through 6.4.3.3.](#) For flight operations; follow the authorized aircrew boot guidance IAW AFI 11-301V1. Lace-up zipper inserts may be used. The black or sage green boot is authorized for wear with the FDU. The desert tan/sand colored boot is the only color authorized with the DFDU. *Note:* The phase out date for the black combat boot with the FDU is 1 November 2011 (ref [attachment 6](#)).

8.9.1. Boots. Flying, extreme cold, Sorrel Premium, Mukluks, as well as vapor barrier thermal are authorized for wear during winter flight operations at the discretion of the unit commander.

8.10. Gloves. In-garrison glove wear is IAW [paragraph 6.3.8.1.](#) Gloves may be worn with FDU/DFDU without outer garments. Flight Gloves will be worn IAW AFI 11-301V1 and applicable AFI 11-202V3, *General Flight Rules.* (*Note:* Flight gloves are a functional wear item not worn beyond functional area.)

8.11. Cell phone, Pager and Personal Digital Assistant. These devices will be worn IAW [paragraphs 6.3.3., 6.3.3.1., and 6.3.3.2.](#) *Handheld Electronic Devices.*

Chapter 9

DISTINCTIVE UNIFORMS, ITEMS AND EQUIPMENT

9.1. Organizational Clothing and Equipment. Organizations issue items listed in Allowance Standard (AS) 016. The clothing remains the property of the organization. It meets unique functional or work requirements and includes both distinctive and functional clothing items. Members may sew reflective tape on organizational clothing and equipment or use Velcro on field jackets so they can remove it during contingencies.

9.1.1. Functional Clothing Items. Functional clothing items such as parkas, protective footwear, specialized winter flight clothing will be issued as required. MAJCOM or installation commanders will prescribe wear instructions in supplements to this directive.

9.2. Informal Uniform . Members of the Air Force Honor Guard, Base Honor Guard, Air Force Band and the Regional Band, Air Force Recruiters, Air Force Chaplains and Chaplain Assistants, Fitness Center Staff, World Class Athletes and Enlisted Aides may be authorized to wear an informal uniform. Personal grooming and accessory standards apply while wearing an informal uniform. Not later than 1 January 2011, personnel authorized to wear an informal uniform will adopt the standardized Air Force Informal Uniform.

9.2.1. Shirts. Shirts will be short or long-sleeve, dark blue polo-style, with the officially recognized "US AIR FORCE" contemporary symbol on front, upper left chest. Undershirts will be worn and must be white with a V-neck or an athletic style tank top. With the exception of enlisted aides, functional identification will be monogrammed in white (all capital letters) on the left sleeve, above the elbow, of both the short and long sleeved shirts. The following functional identifications will be used: a. "USAF HONOR GUARD" or "BASE HONOR GUARD" b. "USAF BAND" or "REGIONAL BAND" c. "USAF RECRUITER" d. "USAF CHAPLAIN" or "CHAPLAIN ASSISTANT" e. "FITNESS CENTER STAFF" or "WORLD-CLASS ATHLETE" f. Enlisted aides will not have an identifier

9.2.2. Nametag. Nametags will be brushed silver with rank and last name.

9.2.3. Occupational Badges. Occupational badges are optional for wear. If worn, they will be centered ½ inch above the nametag.

9.2.4. Trousers. Trousers will be pleated without cuffs and khaki in color (shorts are not authorized).

9.2.5. Belt. Belt will be black with silver clasp.

Figure 9.1. Informal Uniform.

9.2.6. Footwear. Socks will be black in color. Shoes will be plain black business casual low quarters or plain black athletic style.

9.2.7. Headgear. A dark blue watch or baseball cap with "USAF" logo may be worn; however, not indoors.

9.2.8. Outer Garments. A dark blue jacket with a removable fleece liner and a small "USAF" logo on the wearer's upper left chest is authorized for wear.

9.2.9. Cold Weather Accessories. Cold weather accessories will only be worn when wearing outer garments and only while outdoors.

9.2.9.1. Gloves. Gloves will be black. They will be leather, knitted, tricot or suede, or a combination of leather, knitted, tricot, and suede.

9.2.9.2. Scarf. A black knit scarf may be worn with outer garments and must be tucked in.

9.2.9.3. Earmuffs will be black, may be worn with all authorized outer garments and may wrap around either the top or rear of the head. Black earmuffs may be worn with outer garments and may wrap around either the top or rear of the head.

9.3. USAF Honor Guard and Arlington National Cemetery Chaplains.

9.3.1. Ceremonial Uniform. Worn to, during and from official ceremonies.

9.3.1.1. Coat. Ceremonial, Air Force shade 1620, European Double Vent, ¾-inch silver braid sewn 3 inches from bottom of sleeve; 1/8 inch sewn creases, front and back; 1/8 inch sewn creases on outer seams of coat back from sleeve seam to bottom of coat. USAF HONOR GUARD or USAF CHAPLAINCY arc positioned ½ inch down from left shoulder seam. Ceremonial coat will have chrome buttons.

9.3.1.1.1. Medals. Personnel will wear all authorized full size anodized medals on their ceremonial blouse.

9.3.1.1.2. Aiguillette. Ceremonial, silver, single loop, chrome tip with raised “wing and star” emblem; worn grounded on left shoulder seam of the ceremonial overcoat and blouse.

9.3.1.2. Shirt and Blouse. White, long, or short sleeved.

9.3.1.3. Ascot. White with patch for Drill Team, Marching Unit, or Recruiting Team.

9.3.1.4. Trousers and Slacks. Ceremonial, Air Force shade 1620, ¾-inch silver braid sewn centered on outseam from bottom of waistband to hemline; 1/8 inch sewn creases, front and back.

9.3.1.5. Belt. Ceremonial, Air Force shade 1620, silver braid along top and bottom edges. Chrome buckle with “wing and star” design.

9.3.1.6. Footwear. Double or triple-soled, high gloss, poromeric low quarter with metal taps. Black leather boots authorized in winter.

9.3.1.6.1. Socks (male and female). Black, cotton or nylon.

9.3.1.7. Headgear. Ceremonial, Air Force shade 1620, high gloss bill, trimmed in silver; silver chin strap on front and black functional high gloss chin strap on back with chrome buckle; “wing and star” insignia (M&W).

9.3.1.8. Outer Garments.

9.3.1.8.1. All-weather coat, Air Force shade 1157.

9.3.1.8.2. Overcoat, Air Force shade 1605; worn with ¾ inch silver braid sewn 3 inches from bottom of sleeve. Worn with USAF HONOR GUARD or USAF CHAPLAINCY arc positioned ½ inch down from left shoulder seam, with chromed buttons.

9.3.1.8.3. Lightweight blue jacket, Air Force shade 1620 with USAF HONOR GUARD or USAF CHAPLAINCY arc positioned ½ inch down from the shoulder seam.

9.3.1.9. Scarf. Black wool with all-weather coat or overcoat.

9.3.1.10. Gloves. White year around. Black during inclement winter.

9.3.2. Travel Uniform.

9.3.2.1. Black Jumpsuit. Wear with Aircrew Style Name Patch, unit or wing patches, and American flag.

9.3.2.2. Ascot. White with patch for Drill Team, Marching Unit, or Recruiting Team.

9.3.2.3. Headgear. Black baseball cap with USAF HONOR GUARD embroidered on front.

9.3.3. Summer Uniform.

9.3.3.1. Shirt and Blouse. Light blue, short sleeve without tie or tie tab; no name tag; wear applicable ribbons and badges.

9.3.3.2. Aiguillette. Ceremonial, silver; worn grounded on left shoulder seam. Enlisted personnel wear closed-end loop aiguillette on top of epaulet, grounded to left shoulder seam when wearing summer uniform. Officers wear the open-end loop aiguillette under the epaulet, grounded to left shoulder seam when wearing coat and summer uniform.

9.3.3.3. Trousers and Slacks. Ceremonial, Air Force shade 1620.

9.3.3.4. Belt. Ceremonial, Air Force shade 1620; worn around waist of trousers or slacks.

9.3.3.5. Headgear. Ceremonial, Air Force shade 1620.

9.4. Installation and Base Honor Guard, Color Guard, Drill Team and Military Funeral Detail.

9.4.1. Ceremonial Uniform. Worn to, during, and from official ceremonies.

9.4.1.1. Coat. Ceremonial, Air Force shade 1620, 3/4-inch silver braid sewn 3 inches from bottom of sleeve; 1/8 inch sewn creases, front and back; 1/8 inch sewn creases on outer seams of coat back from sleeve seam to bottom of coat; BASE HONOR GUARD arc worn 1/2 inch down from left shoulder seam; chrome buttons. Wear the double-breasted all-weather coat in inclement weather as necessary.

9.4.1.2. Aiguillette. Ceremonial, silver, single loop, chrome tip with raised "wing and star" emblem; worn grounded on left shoulder seam.

9.4.1.3. Shirt and Blouse. Blue, long or short sleeved.

9.4.1.4. Trousers and Slacks. Ceremonial, Air Force shade 1620, 3/4-inch silver braid sewn centered on outseam from bottom of waistband to hemline; 1/8 inch sewn creases, front and back. Women wear slacks in marching formations.

9.4.1.5. Skirt. Air Force shade 1620, without silver braid.

9.4.1.6. Belt. Ceremonial, Air Force shade 1620, silver braid along top and bottom edges; chrome buckle with "wing and star" design.

9.4.1.7. Footwear. Single/double-soled, high gloss, poromeric low quarter with metal taps. Boots authorized in winter.

9.4.1.8. Headgear. Ceremonial, Air Force shade 1620, high gloss bill, trimmed in silver; silver chin strap on front and black functional high gloss chin strap on back with chrome buckle; "wing and star" insignia (M&W). Women may wear flight cap to and from functions when wearing skirt. Blue winter cap, shade 1578, authorized in winter.

9.4.2. Summer Uniform.

9.4.2.1. Shirt and Blouse. Light blue, short sleeve without tie and tie tab; no name tag; wear applicable ribbons and badges. Do not wear ribbons or badges if a color guard flag bearer is wearing slings.

9.4.2.2. Aiguillette. Ceremonial, silver; worn grounded on left shoulder seam. Enlisted personnel wear closed-end loop aiguillette on top of epaulet, grounded to left shoulder seam when wearing summer uniform. Officers wear the open-end loop aiguillette under the epaulet, grounded to left shoulder seam when wearing coat and summer uniform.

9.4.2.3. Trousers and Slacks. Ceremonial, Air Force shade 1620.

9.4.2.4. Belt. Ceremonial, Air Force shade 1620; wear around waist of trousers and slacks.

9.4.2.5. Headgear. Ceremonial, Air Force shade 1620.

9.5. USAF Band, USAF Academy Band and USAF Regional Band.

9.5.1. Ceremonial Uniform. USAF Band tunic may be worn in place of modified service dress for ceremonies at local commander's option.

9.5.1.1. Modified Service Dress Uniform. Officers wear blue shoulder boards or metal rank insignia. Enlisted men wear 4-inch mess-dress chevrons. Women wear 3 ½ inch or 4 inch chevrons. Wear arc (7/8 inch wide, 3 ¾ inches long on top and 2 ½ inches long on bottom with band I.D.) ½ inch down from left shoulder sleeve. Band designation tab/arc ½ inch down from left shoulder sleeve. Wear ¾ inch wide aluminum braid on sleeves 3 inches up from bottom and on side of trousers or slacks. Silver single-woven drill cord at local commander's option. Single vent or European double vent coat with chrome buttons at local commander's discretion.

9.5.1.2. Ceremonial Band Tunic. May be worn in place of modified service dress for ceremonies at local commander's discretion. Single breasted 100% polyester twill, Air Force shade 1625, fully lined garment with French Fly front closure, banded collar 1 7/8 inches at center back; ¾ inch at front and four piece back. Eight chrome Air Force buttons evenly spaced down front closure. US insignias without circles are embroidered on collar band ½ inch in height, 3/8 inch in width. Unit designation is embroidered in an arc pattern on upper left sleeve cap, 3/8 inch in height and ¼ inch in width. ¾ inch wide aluminum braid is sewn on sleeves 3 inches up from bottom and on side of trousers or slacks. Barudan block letters and silver metallic thread is utilized for embroidery. Enlisted personnel wear 4 inch mess-dress chevrons. Officers wear metal rank insignia.

9.5.1.3. Shirt and Blouse. White or blue with blue tie and tab, when worn with Modified Service Dress coat. Band commanders may specify short-sleeved blue shirt without tie or tab, with ribbons, career field badge, and shoulder arc in lieu of Modified Service Dress coat or Ceremonial Tunic.

9.5.1.3.1. Ribbons/Occupational Badge/US Insignia. Mandatory for band members. Officers and drum majors are authorized to wear full-sized, highly polished medals in lieu of ribbons.

9.5.1.3.2. Nametag. Not authorized with the Ceremonial Band Tunic or Modified Service Dress coat.

- 9.5.1.4. Tie/Tab. Air Force shade 1160, pointed shape, satin.
- 9.5.1.5. Belt Buckle. Shiny finish mandatory.
- 9.5.1.6. Footwear (male and female). Black, high gloss, poromeric low quarters.
- 9.5.1.7. Socks. (male and female). Black cotton, wool or nylon. Band Commanders specify slacks only for women.
- 9.5.1.8. Headgear. Service hat with silver-trimmed patent leather bill or plain black bill at local commander's option. Chrome wings with lyre and propeller overlay insignia. Silver bead around bill of hat. Women may wear flight cap to and from ceremonial functions when wearing skirt. Band personnel may wear flight cap to and from ceremonial functions at local commander's discretion.
- 9.5.1.9. Handbag. Plain, black vinyl with plain, silver-colored clasp may be carried while traveling to and from ceremonies.
- 9.5.1.10. Pullover Sweater. May be worn for informal performances at local commander's option.
- 9.5.1.11. Lightweight Blue Jacket. Wear with ceremonial trousers, slacks, skirt while traveling to and from ceremonies. Embroidered Air Force logo not authorized.
- 9.5.1.12. Overcoat. Band designation arc ½ inch down from left shoulder sleeve.
- 9.5.1.13. All-Weather Coat. Band designation arc ½ inch down from left shoulder sleeve at local commander's option.
- 9.5.1.14. Gloves. Optional. White cotton or black at local commander's discretion.
- 9.5.1.15. Scarf. Black wool with overcoat or all-weather coat.

9.6. Security Forces.

9.6.1. Uniform. Gate guards wear the uniform of the day; however, the installation commander may authorize base entry controllers and MAJCOM elite guards to wear the following uniforms:

9.6.1.1. Dress Uniform. Beret with SF flash, bloused boots with white laces or low quarters, plain white scarf (ascot) and the issued nylon web gear or nylon duty belt, IAW [para 9.6.5](#) of this instruction.

9.6.1.2. ABU. Beret with SF flash and the standard duty belt, as directed by Air Force Manual (AFMAN) 31-201v3, *Flight Operations*, in a presentable fashion that displays excellence.

9.6.2. Brassard. When authorized by the installation commander, the following colors will be utilized: blue with gray lettering, black with white lettering, or as deemed appropriate for the specific area of responsibility. (May be worn by augmentees performing security forces duties when authorized by the Defense Force Commander).

9.6.3. Neck Scarf (ascot). White, camouflage or ABU patterned (for ABUs only). Ascot may have MAJCOM crest.

9.6.4. Shield. Worn only by SF personnel assigned to officer Air Force Specialty Code (AFSC) 31PX and enlisted AFSCs 3P0XX/A/B. Wear of the shield with the Mess Dress

Uniform is optional. SF personnel working duty-out-of-control (i.e., SF member not assigned to a 31PX or 3P0XX billet will not wear a SF beret or shield).

9.6.5. Duty Belt. Wear the standard duty belt as directed by AFMAN 31-201v3, *Flight Operations*, in a presentable fashion that displays excellence.

9.6.6. Beret (Blue). Authorized for wear both outdoors and indoors by armed Security Forces personnel or others bearing arms while performing duties. Position headband straight across the forehead, 1 inch above the eyebrows. Drape the top toward the right ear and the stiffener. Align cloth flash above the left eye. Adjust ribbon for comfort, tie in a knot, and tuck inside or cut-off. Continue to wear SF shield and beret together while attending professional military education and recruiting duties. The SF full cloth flash will be sewn to the center of the stiffener, ¼ inch above and parallel to the headband. Enlisted personnel wear the SF flash with SF insignia. Officers wear the plain (no insignia) SF flash, and affix regular size bright metal rank insignia centered on the flash. SF beret should be worn while in garrison with all authorized uniforms. Wear ABU cap when a subdued appearance is required, or while in the field. SF personnel do not wear organizational baseball caps; this does not include caps worn to identify SF patrols. SF berets are worn only by SF personnel assigned to officer Air Force Specialty Code (AFSC) 31PX and enlisted AFSCs 3P0XX/A/B.

9.6.7. Jacket. Lightweight blue (not worn with service dress, maternity smock and coat or ABU). When installation commander authorizes the wear of the YAAC-89-3 wear the Aircrew Style Name Patch (YACC-89-3) on the left side of the jacket. Officers wear the bright metal rank insignia on the epaulets of the jacket.

9.6.8. Raincoat, Cap Cover, Rubber Boots. Inclement weather only, yellow outer garments, black boots when performing traffic or pedestrian control.

9.6.9. Gloves. White. When installation commander authorizes.

9.6.10. **(Added-EGLINAFB) 96th Security Forces Squadron (SFS)**

9.6.10.1. **(Added-EGLINAFB) Duty Uniform**

9.6.10.2. **(Added-EGLINAFB)** Airmen assigned to the 96th Security Forces Squadron will wear the Airman Battle Uniform (ABU) as the basic duty uniform.

9.6.10.2.1. **(Added-EGLINAFB) Combat/Battle Shirts.**

9.6.10.2.1.1. **(Added-EGLINAFB)** The combat shirt is not intended to be worn as an outer garment. However, the combat shirt may be worn as an outer garment while performing operations throughout the installation in conjunction with the approved body armor or while in the immediate work area.

9.6.10.2.1.2. **(Added-EGLINAFB)** The combat shirt will not be the outer garment for wear in Base Exchange areas and other areas not directly mission-related. The ABU coat will be worn at all other times (e.g., stopping at the DFAC or shoppette).

9.6.10.2.1.3. **(Added-EGLINAFB)** Patches are optional, however, if worn will be standardized as approved by the 96 SFS/CC.

9.6.11. **(Added-EGLINAFB) Eglin Marine Patrol Uniform**

9.6.11.1. **(Added-EGLINAFB)** Installation Defense Force Commander (DFC) can authorize the use of locally procured clothing items with shield or POLICE embroidered for use while on duty with Marine Unit/Patrol.

9.6.11.1.1. **(Added-EGLINAFB)** If authorized, duty uniform will be navy blue BDU style pants/shorts, white or royal blue 96 SFS collared shirt (long or short sleeve), black socks, black non-scuffing shoes, black fleece coat issued by the 96 SFS.

9.6.11.1.2. **(Added-EGLINAFB)** For civilian police officers, no changes in current uniform guidance, AFI 31-122, *Department of the Air Force Civilian Police/Security Guard (DAF CP/SG) Program*.

9.6.11.1.3. **(Added-EGLINAFB)** Navy blue shorts are permitted when the temperature reaches 80 degrees or above.

9.6.11.1.4. **(Added-EGLINAFB)** Also each crew member will maintain uniformity; if one member is in white/blue shirt all crew members will be in white/blue shirts.

9.6.11.1.5. **(Added-EGLINAFB)** Security Forces members augmenting the Marine Unit are authorized to wear ABUs only. A marine patrol uniform will be issued once it is determined that the member has at least twelve months of retention in the section.

9.6.12. **(Added-EGLINAFB)** Eglin Bicycle Patrol Uniform

9.6.12.1. **(Added-EGLINAFB)** Installation DFC can authorize the use of locally procured clothing items with shield or POLICE embroidered for use while on duty with Bicycle Unit Patrol.

9.6.12.1.1. **(Added-EGLINAFB)** If authorized, duty uniform will be navy blue BDU style pants/shorts, white or royal blue 96 SFS collared shirt (long or short sleeve), black socks, black non-scuffing shoes, black fleece coat issued by the 96 SFS.

9.6.12.1.2. **(Added-EGLINAFB)** For civilian police officers, no changes in current uniform guidance, AFI 31-122, *Department of the Air Force Civilian Police/Security Guard (DAF CP/SG) Program*.

9.6.12.1.3. **(Added-EGLINAFB)** Navy blue shorts are permitted when the temperature reaches 80 degrees or above.

9.6.12.1.4. **(Added-EGLINAFB)** Also each crew member will maintain uniformity; if one member is in white/blue shirt all crew members will be in white/blue shirts.

9.6.12.1.5. **(Added-EGLINAFB)** Security Forces members augmenting the Bicycle Unit are authorized to wear ABUs only. A bicycle patrol uniform will be issued once it is determined that the member has at least twelve months of retention in the section.

9.7. Air Force Food Service.

9.7.1. **Chef's Coat.** Commercial style Double-breasted chef's coat (Long Sleeved French Cuff or $\frac{3}{4}$ Length Sleeve); white cotton, free of any design or colored trim, commercial grade, with pearl buttons and straight neck collar (mandarin/banded/straight stand-up style). Coat will be embroidered with individual's last name and appropriate occupational badge

over wearer's left breast pocket. Center the wearer's last name in all capital style letters one inch above the right breast pocket. Letters will be $\frac{3}{4}$ inch high, block style, and consist of dark navy blue color. Center name one inch above pocket. **Exception:** Newly assigned and temporary personnel are authorized to wear the blue's name tag for up to 120 (maximum) days in place of the embroidered name. (The same rules apply for placement on the uniform as the embroidery). All military Food Service staff members will wear the appropriate occupational badge. Badge will be $1\frac{3}{4}$ inches wide, embroidered, and centered horizontally $\frac{1}{2}$ inch above the name line in the same color as last name. **Exception:** The same rules apply to the occupational badge as the name tag. The occupational badge may be worn for up to 120 days. Coat will be embroidered with the official red, white and blue Air Force Services Food Service logo and will be worn on the wearer's left side, horizontally level with the name and centered between the right and left seams. **Note:** Supervisors/managers are allowed to wear the chef's coat over the standard Air Force blue service uniform indoors only. Do not wear the Chef's coat over the ABU. Center additional embroidered badge (aeronautical, occupational, or miscellaneous) $\frac{1}{2}$ inch above the first badge. A third badge (duty or miscellaneous) may be worn on lower portion of left pocket. **Note:** Instructor and Honor Guard badges are worn in this location.

9.7.2. Rank Insignia. Officers desiring to wear this uniform will have regular size blue embroidered rank insignia on the shoulders. Center rank insignia $\frac{5}{8}$ inch from end of the shoulder seam. Enlisted personnel will wear 4 inch chevrons on the Chef's coat.

9.7.3. Apron (Optional). Commercial style, bib type or waist style white apron with draw string tie closure back. The bib type apron will contain the embroidered official red, white and blue Air Force Services Food Service logo centered and 3 inches above the top seam. *MAJCOM Services Directors* may approve wear of this item.

9.7.4. Trousers. Commercial style, Air Force navy blue. **Men:** Full cut, straight hanging without cuffs. Two rear patch pockets, two side pockets, zipper, belt loops with plain front, and no pleats. **Women:** Same as men, except with two darts in front and back. Trim-fit with no bunching at waist or bagging at seat, knee and bottom leg widths not altered beyond current specifications for the waist size; front of trouser legs rests on the front of boot with a slight break in the crease; back of trouser legs will be approximately $\frac{7}{8}$ inch longer than the front.

9.7.5. Undergarments. Mandatory. Men must wear underpants; women must wear bra and underpants. May be commercially procured. Undershirts will be white only. They will be either V-neck, U-neck, crew neck, or athletic style tank top without pockets. *MAJCOM commanders* may approve long-sleeved thermal undershirt without pockets. Members may wear white thermal undershirts even if exposed at neck. Undershirts will be tucked in trousers.

9.7.6. Belt and Buckle. Woven cotton web or elastic, solid or woven, belt with matching silver-color metal tip and buckle chrome-like finish. Men: Silver tip end of the belt extends beyond the buckle facing the wearer's left; no blue fabric shows. Women: Silver tip end of the belt extends beyond the buckle facing the wearer's right; no blue fabric shows.

9.7.7. Socks (male and female). Black, plain without design. White plain socks may be worn with black combat boots, wear black socks over the white socks to preclude white socks from showing.

9.7.8. Low Quarters. Not authorized due to safety issues within food service production areas. **Note:** Supervisor's wearing the chef's coat over their blue service uniform may wear while indoors in the performance of food service duties.

9.7.9. Combat Boots (Black). Black with or without safety toe, plain rounded toe or rounded cap toe with or without perforated seam. Zipper or elastic inserts optional, smooth or scotch-grained leather, or man-made material. High gloss, dress, drill or patent finish boots are not authorized.

9.7.10. Chef's Cap. Commercial style 8 inch cloth chef hat with Velcro closure, with a 2 ½ inch white sweatband containing official red, white & blue Air Force Services Food Service Logo embroidered on the front of the white band. Wear (squarely on the head, with no hair protruding in front of the cap) in food service preparation and serving areas as required in accordance with U.S. Department of Agriculture food code. Do not wear outdoors. Shift workers wear navy blue, First cooks wear white, and Shift Managers wear red hats to identify shift status.

9.7.11. Ball Cap. MAJCOM Services Directors may authorize wear of this item instead of or in addition to the Chef's cap. Commercial style, low-profile ball cap containing embroidered standard red, white & blue Air Force Services Food Service logo centered on the front or with embroidered, standard silver Services logo. Wear in food preparation, storage, and serving areas indoors only. Not authorized for wear with the ABU.

9.7.12. Flight Cap. The Flight cap is worn with the Food Service uniform as described in [paragraphs 6.2.4](#) of this instruction.

9.7.13. Outer Garments. All-Purpose Environmental Clothing System (APECS), Improved Rain Suit (IRS), Extended Cold Weather Clothing System (ECWCS), and Cold-Weather Parka are authorized for wear. **Note:** When outer garments are worn, headgear must match the outer garment. For wear and description see applicable paragraph 6.1.9, 6.1.10, through 6.1.12.

9.7.14. Handbags.

9.7.14.1. Handbags (Shoulder). Plain black leather or vinyl without ornamentation, with or without plain fold-over flap with or without single-placed silver or gold-colored clasp and with black stitching only. May have up to two adjustable shoulder straps with or without buckles. May be patent leather or high gloss not to exceed 13 x 9 x 4 1/2 inches deep.

9.7.14.2. Clutch Style. Plain black smooth or scotch-grain leather, patent leather, or high gloss, or manmade material without ornamentation, with black stitching only. Purse will be no larger than 6 1/2 x 11 inches or smaller than 5 x 9 inches. It must have a concealed closure and may have a wrist strap.

9.8. Flight Attendant Uniforms. The Flight Attendant uniform is a conservative, civilian style, dark blue suit or dress. All uniform items will have a good tailored fit, not exceedingly loose or tight. Fit, to include length, will be IAW requirements of similar service items contained in this instruction.

9.8.1. Apron. Commercial style, bib type or tie closure in back, dark blue in color. First name may be embroidered on left side (see Chef's Coat). For galley wear. On single FA

crewed airplanes only, may be worn in the cabin during meal service (if worn in cabin name tag or embroidered name must be worn).

9.8.2. Dress. Commercial style, double or single-breasted coatdress, polyester wool blend, dark blue in color. Nametag will be worn on the wearer's left side.

9.8.3. Blazer. Commercial style double or single-breasted, polyester wool blend, dark blue in color. Nametag will be worn on the wearer's left side. While wearing slacks or skirt the blazer must be worn for passengers' arrival and departure. While wearing slacks or skirt, the blazer, vest or cardigan will be worn in the passenger cabin during flight.

9.8.4. Vest. Conservative commercial style, dark blue in color. Nametag will be worn on the wearer's left side. Must not be worn as an outer garment away from the airplane. May be worn under the blazer. While wearing slacks or skirt, the blazer, vest or cardigan will be worn in the passenger cabin during flight.

9.8.5. Name Tag. 3 inches long and 5/8 inches wide with 1/4 inch lettering. Shiny or brushed brass colored finish. Worn on the wearer's left side of the blazer, vest and dress. Will contain the Air Force Logo with individual's first name.

9.8.6. Shirt/Blouse. Commercial style conservative in color. Prints and stripes must be conservative. Long or short sleeves may be worn. Sleeves may be rolled up only while working in the galley or cargo compartment.

9.8.7. Scarf/Tie. Mandatory with the shirt/blouse/dress. Must be conservative (plain and moderate, being within reasonable limits; not excessive or extreme) commercial style.

9.8.8. Tie Clasp/Tack/Scarf Pin/Brooch. Optional. Must be conservative (plain and moderate, being within reasonable limits; not excessive or extreme) in style and in good taste.

9.8.9. Utility Shirt (Optional). Commercial Polo-style; cotton blend, dark blue, gray or burgundy in color. May be worn during airplane up/download. Make every effort to change prior to passenger arrival. May also be worn with khakis to make a casual uniform on certain support missions.

9.8.10. Chef's Coat (Optional). Commercial style double-breasted chef's coat (Long sleeved French cuff or 3/4 sleeve). White in color, free of design or colored trim with straight neck collar (mandarin/banded/straight stand-up style). Coat will be embroidered with first name over wearer's left breast pocket. Lettering will be 1/2 inch high, cursive style, dark blue in color. May be worn only in galley.

9.8.11. Slacks. Commercial style, polyester, poly-wool blend, full cut and straight hanging, dark blue in color. If made with belt loops, belt must be worn.

9.8.12. Skirt. Commercial straight style, polyester or poly-wool blend, dark blue in color. If made with belt loops, belt must be worn.

9.8.13. Shoes/Belt. Will be black, conservative and comply with military dress requirements in this instruction.

9.8.14. Overcoat. Commercial style similar to the military overcoat, dark blue or black in color. May be worn anytime required by the climate. If the military overcoat is worn rank insignia will be removed while worn with the FA uniform.

9.8.15. Cardigan Sweater. Dark blue conservative (plain and moderate, being within reasonable limits; not excessive or extreme) commercial style. Embroider name on wearer's left side or wear nametag. Must not be worn as an outer garment away from the airplane. While wearing slacks or skirt, the blazer, vest or cardigan will be worn in the passenger cabin during flight.

9.9. Medical Scrubs. Surgical Scrubs will not be worn outside except during emergency situations (i.e., fires, evacuations etc). *Exception:* Ambulance crews when authorized by the Medical Treatment Facility Commander. Surgical Scrubs worn in the surgical theater will meet established infection control procedures. Shoe covers, caps and masks will be removed when leaving areas where they are required to be worn. Scrubs are a utility uniform but will not be worn to and from work. Members will change out of their duty uniform into scrubs at the start of their duty day. Members will change back from scrubs into their duty uniform at the end of their duty day.

9.9.1. Shirt. Military Treatment Facility Commander authorized and procured solid conservative (plain and moderate, being within reasonable limits; not excessive or extreme) color surgical scrub shirt will match the color of the surgical scrub pants. The shirt will not be worn in combination with any military uniform item or with civilian clothing. The shirt may have a left breast pocket. The shirt can be worn tucked in or left out.

9.9.1.1. Rank. Metal rank insignia will be centered ½ inch above the name tag.

9.9.1.2. Accoutrements.

9.9.1.2.1. Name Tag. Blue name tag will be centered on the right side of the shirt with the bottom edge parallel to the top of the left breast pocket or in the same relative position if no pocket.

9.9.1.2.2. Hospital/Organizational ID. The hospital ID will be displayed on the upper left pocket or clipped to the shirt.

9.9.2. Pants. Military Treatment Facility Commander authorized and procured solid conservative (plain and moderate, being within reasonable limits; not excessive or extreme) color surgical scrub pants and will match the color of the surgical scrub shirt. The pants will not be worn in combination with any uniform item or with civilian clothing. The pants may have a drawstring or elastic waist.

9.9.3. Undergarments. Mandatory. Men must wear underpants; women must wear bra and underpants. May be commercially procured. Undershirts will be tucked in and sleeves will not extend past the scrub shirt.

9.9.4. Footwear. White or Black. Socks must be same color as footwear.

9.9.5. Outer Garments. Lab coat or smock as designated by the Medical Treatment Facility Commander (optional).

9.10. Equestrian Competition Service Dress Configuration. The Equestrian Competition Service Dress Configuration is authorized for wear during competitions, to include Dressage and Jump. The uniform is authorized for formal competitions, such as those sponsored within the governance of the United States Equestrian Federation. The Equestrian Competition Service Dress Configuration wear is only permitted in competitions where the governing organization specifically authorizes military uniform wear.

9.10.1. Coat. The Service Dress coat is used in full configuration as outlined in [chapter 4](#), with no changes. For wear and description see applicable [paragraphs 4.9. through 4.9.2.3.2. \(males\) and 4.10 through 4.10.1.3.6 \(females\)](#).

9.10.1.1. Accoutrements.

9.10.1.1.1. All accessories and medals should be like-new and clean. Any awards presented (medals or ribbons of any kind) may be worn for the duration of the award ceremony, and worn during the time of the competition.

9.10.2. Pants. Pants are white riding breeches. Jodhpurs are not authorized with uniform configuration. No design or ornamentation authorized on pants.

9.10.3. Belt. The belt must not show under Service Dress.

9.10.4. Footwear. Boots are tall, over the calf riding black leather boots with minimal visible stitching, and no metal or decorative ornamentation. Low heel, not to exceed 2 inches. Spurs, should be silver and non-ornamental.

9.10.5. Headgear. The headgear will be a plain black or dark blue safety helmet while competing.

9.10.6. Gloves. Black or dark blue, solid color gloves made of any material are authorized,

9.11. Miscellaneous Uniforms.

9.11.1. *Special Operations Units*. Campaign (bush) hat with the ABU.

9.11.2. *Pararescue Personnel and Combat Rescue Officers (CRO)*. Airmen wear maroon beret (with pararescue flash device), bloused trousers, and combat boots with all Class A (blues) uniform combinations except semi-formal and mess dress uniforms. CRO's wear of maroon beret (with combat rescue officer flash device and miniature rank), bloused trousers and combat boots with all Class A (blues) uniform combinations except semi-formal and mess dress uniforms. For CRO's the metal style, miniature military rank will be worn centered and immediately below flash device on beret. The lower most edge of the rank will be level with and immediately next to the top edge of the black border trim. The flash device will be positioned centered and no more than 1/8 inches above metal rank. When positioned, flash device will not cover rank and rank will not cover black border trim. Commandant of professional military education (PME) course determines whether to allow wear of beret and bloused boots during inspections, graduations and parades. See [attachment 5](#) for pictures of Pararescue and CRO beret.

9.11.3. *Survival, Evasion, Resistance, and Escape (SERE)*. Pewter green beret with SERE crest and bloused trousers with combat boots. Do not wear beret or bloused trousers with combat boots with semi-formal or mess dress uniforms. Authorized to wear (SERE) arch on BDU's and ABUs. Commandant of professional military education (PME) course determines whether to allow wear of beret and bloused boots during inspections, graduations and parades. See [attachment 5](#) for a picture of SERE beret.

9.11.4. *Combat Control Team (CCT) Personnel and Special Tactics Officers (STO)*. Scarlet beret with flash and bloused trousers with combat boots. STO will wear scarlet beret with STO flash and rank insignia and bloused trousers with combat boots. CCT will wear beret with USAF Combat Control flash and bloused trousers with combat boots. Do not wear

beret or bloused trousers with combat boots with semi-formal or mess dress uniforms. STO will wear metal style, miniature military rank insignia which will be worn centered and immediately below flash on beret. The lower most edge of the rank will be level with and immediately next to the top edge of the black border trim. The flash will be positioned centered and no more than 1/8 inches above metal rank insignia. When positioned, flash will not cover rank and rank will not cover black border trim. Commandant of professional military education (PME) course determines whether to allow wear of beret and bloused boots during inspections, graduations, and parades. See [attachment 5](#) for pictures of CCT and STO beret.

9.11.5. *Weather Parachutists*. Pewter gray beret with device, bloused trousers with combat boots. Do not wear beret or bloused trousers with combat boots with semi-formal or mess dress uniforms. Officers wear, metal style, miniature military rank insignia. Rank insignia will be worn centered and immediately below flash device on beret, flush and grounded with the top edge of the black border trim. The flash device will be positioned centered and no more than 1/8 inches above metal rank insignia. When positioned, flash device will not cover rank and rank will not cover black border trim. Commandant of professional military education (PME) course determines whether to allow wear of beret and bloused boots during inspections, graduations and parades. See [attachment 5](#) for a picture of Weather Parachutist beret.

9.11.6. *Air Liaison Officers*. Black beret with Tactical Air Control Party (TACP) cloth flash and rank insignia, bloused trousers with combat boots. Do not wear beret or bloused trousers with combat boots with semi-formal or mess dress uniforms. Commandant of professional military education (PME) course determines whether to allow wear of beret and bloused boots during inspections, graduations, and parades. Graduates of USAF 1C431 technical training course or duty position formal training IAW AFI 13-113, *Tactical Air Control Party (TACP)* and *Air Support Operations Center Training (ASOC) Program*, serving in TACPs, ASOCs, or directly related staff positions only. See [attachment 5](#) for a picture of Air Liaison Officer beret.

9.11.7. *Tactical Air Control Party*. Black beret with TACP flash, bloused trousers with combat boots. Do not wear beret or bloused trousers with combat boots with semi-formal or mess dress uniforms. Commandant of professional military education (PME) course determines whether to allow wear of beret and bloused boots during inspections, graduations, and parades. AFSC 1C4X1 graduates of 1C431 technical training school serving in any 1C4X1 duty position. See [attachment 5](#) for a picture of TACP beret.

9.11.8. *Basic Military Training Instructor*. Campaign (bush) hat worn with service dress, service uniform and ABU.

9.11.9. *Defense Language Institute English Language Center Instructors*. Maroon campaign hat.

9.11.10. *89th Special Airlift Mission*. Authorized to wear a distinctive lightweight blue jacket (male/female) with the words SPECIAL AIR MISSIONS embroidered in white on the wearer's left side.

9.11.11. *Presidential Airlift Group*. Authorized to wear a distinctive lightweight blue jacket (male/female). Rank insignia for officers and enlisted will be placed on epaulet, 5/8 inch

from edge. The Presidential patch will be placed on right side, front of jacket. "Air Force One" will be embroidered in white above the Presidential patch. The first and last name will be embroidered in white on the left side even with the Presidential patch.

9.11.12. *Presidential Logistics Squadron (PLS)*. Authorized to wear a navy blue utility uniform. NAME/USAF tapes will be navy blue with white embroidered letters. Occupational badges will be navy blue with white embroidering. Center US AIR FORCE tape immediately above left breast pocket. Center name tape immediately above right breast pocket. The Presidential patch will be placed on right side, ½ inch above name tape. The distinctive lightweight blue jacket is authorized to be worn with the utility uniform and all service uniform combinations. **Note:** A blue Gore-Tex jacket with the Presidential patch on the right side shall be worn with the utility uniform only. Cloth rank insignia will be worn on the front tab of the Gore-Tex jacket, blue cloth with white embroidered insignia. The PLS will wear a navy blue crew-neck undershirt with the Presidential Logistics logo on the left side of chest.

9.11.13. *Leather A-2 Flying Jacket*. Wear Leather A-2 flying jacket with service uniform (not service dress uniform), hospital whites, or flight duty uniforms. Do not wear with civilian clothes **Exception:** The Secretary and Under Secretary of the Air Force wear the leather A-2 flying jacket with civilian clothes. Attach MAJCOM patch and nametag with Velcro. Nametag is 2 x 4 inches, brown or black leather or simulated leather. Emboss with wings or qualifying badge, first and last name, rank, and USAF. Members may add an inside pocket, at their expense, when it does not detract from the external appearance. The wing and star patch may be worn by individuals not assigned to a MAJCOM. **Note:** Generals (4 Star), regardless of their Air Force Specialty Code are authorized to wear. For wear and description see applicable [paragraph 8.5.2 through 8.5.4](#)

9.11.14. *Aiguillette for General Officer Aides*. Ceremonial, silver, single loop, chrome tip with raised "wing and star" emblem. Wear the open end loop aiguillette under the epaulet, grounded to the left shoulder seam when wearing service dress uniforms. For mess dress: silver, double loop, two chrome tips with raised "wing and star" emblem. Wear the open end loop aiguillette under the epaulet, grounded to the left shoulder seam. Pin the closed loop under the left lapel even with the second stud on the shirt so that the chrome tips hang naturally along the lapel.

9.11.15. *Aiguillette for Enlisted Aides*. Ceremonial, silver, single loop, chrome tip with raised "wing and star" emblem. Wear closed end loop aiguillette on top of epaulet, grounded to left shoulder seam when wearing service uniform and grounded to shoulder seam when wearing service dress, semi-formal or mess dress uniforms.

9.11.16. *Chaplains*. MAJCOM/FOA/DRU Chaplains may authorize wear of clergy garments or appropriate civilian attire for chaplains while conducting chapel worship services and performing specific religious ministries and may also authorize appropriate alternative wear for chaplain assistants while supporting chapel worship services or specific religious ministries.

9.11.17. *AFOSI Agents*. SPECIAL AGENT tape is worn above name in lieu of rank. Air Force Office of Special Investigations Agents do not wear rank except as directed by AFOSI/CC.

9.12. Religious Accommodation.

9.12.1. Airmen may request a waiver to permit wear of neat and conservative (defined as, discreet, tidy, and not dissonant or showy in style, size, design, brightness, or color) religious apparel. Items may not temporarily or permanently be affixed or appended to any authorized article of the uniform. Commanders must grant requests for accommodation of religious practices unless they determine and articulate that a “compelling” (i.e., especially important) governmental (not just Air Force) interest takes precedence over the requested accommodation. If approved, waivers grant the religious accommodation only at the current installation of assignment. Authorization does not extend to temporary duty (TDY) or subsequent permanent duty assignment locations.

9.12.2. Military interests in standardized dress and appearance are generally substantial and commanders should take the following historic, well-understood functions of and considerations about uniforms into account when considering requests for uniform- and dress and appearance-related religious accommodation:

9.12.2.1. Uniforms indicate combatant status under the international laws of armed conflict by distinguishing military members of the armed forces from civilians and other noncombatants.

9.12.2.2. In the military culture, uniforms and dress and appearance standards foster a strong sense of unit cohesion with consequent positive impact on morale, good order, and discipline.

9.12.2.3. Uniforms and dress and appearance standards, which are traditionally neat and conservative, symbolize subordination of self and personal interests to military service and national defense interests and to command and ultimately civilian authority.

9.12.2.4. Uniforms and dress and appearance standards are a powerful symbol to the public, whose confidence in the military services in general and in military members in particular, is a function of all of the foregoing.

9.12.2.5. Deviation from standards can be perceived by military members and civilians alike as challenge to authority and/or as evidence of disrespect or malcontent. It is immaterial whether that conclusion is perceived or real when public confidence in the military or service member confidence in the authority or command and/or threat to unit cohesion appears to have been undermined. Deviations from standards are inherently conspicuous and “send a signal” of individuality whether intentional or not.

9.12.2.6. In joint and multi-service environments, a permissive approach to adherence to uniforms and dress and appearance standards by one service, whether real or perceived, can negatively impact services which adhere to more restrictive standards.

9.12.2.7. Safety; interference of religious item with wear of protective gear; danger to equipment posed by religious gear (e.g., loose fitting items are not permitted around aircraft).

9.12.2.8. Performance of military duties can be hindered by ad hoc additions to the uniform or modifications of dress and appearance.

9.12.3. Religious Apparel Waivers.

9.12.3.1. Airmen may submit a letter addressed to the installation commander (or equivalent) through their chain of command. The request letter includes a photo or description of the item, unit commander's endorsement, and installation chaplain's endorsement.

9.12.3.2. The installation chaplain ensures a base chaplain interview the Airmen to assess whether the apparel is in keeping with the doctrinal or traditional observances of the member's faith. The installation chaplain endorses the Airman's letter with those findings.

9.12.3.3. Unit commanders endorse the request and address affect on health or safety and impact on duties of the Airman. Recommendations for disapproval should be unusual unless for safety or when precluded by a "compelling" (i.e., especially important) governmental (not just Air Force) interest that takes precedence over the requested accommodation. Requests should normally be recommended for approval unless approval would have an adverse impact on military readiness, unit cohesion, standards, or discipline. When requests are precluded by military necessity, commanders and supervisors should seek reasonable alternatives.

9.12.3.4. Force Support Squadrons forward the member's letter and photo or description of the item to the installation commander and, if appropriate, to the Airman's MAJCOM/FOA A1 or, if in a joint environment, to the J1 as applicable.

9.12.4. Religious head covering waiver requests for indoor wear or items that can be concealed under military headgear.

9.12.4.1. Installation commanders may approve requests for wear of religious head coverings **indoors** that are plain and dark blue or black and minimally conspicuous. "Minimally conspicuous" mean that the religious headgear is neat and conservative and would not, in the commander's judgment, draw the focus of an observers' attention from the uniform as a whole. Also, it does not impair the ability to readily assess compliance with hair standards, and can fit under the appropriate uniform headgear. Denials of requests for internal workplace wear of minimally conspicuous headgear must be forwarded for service headquarters review. Forward complete package through the MAJCOM, FOA or DRU A1 to AF/A1S.workflow@pentagon.af.mil to arrive within ten calendar days of initial denial. Final review by AF/A1S shall occur within 30 calendar days following the date of initial denial for cases arising in the United States, and within 60 calendar days for all other cases. Exceptions to these deadlines shall be limited to exigent circumstances. Airmen are obliged to comply with orders prohibiting wear of questionable items of religious apparel pending completion of this review.

9.12.4.2. Installation commanders may approve requests for wear of religious head coverings **outdoors** if concealed under military headgear.

9.12.5. Religious head covering waiver requests for outdoor wear and wear of items not concealed under headgear, or those impacting grooming standards and/or personal appearance (e.g., hair length and style, tattoos, "body art") require endorsement from the unit commander, installation chaplain, appropriate installation commander, and the MAJCOM, FOA, or DRU A1.

9.12.5.1. Installation commanders recommend approval or disapproval and forward the request with the photo or description of the head covering, religious affiliated item or grooming standard/personal appearance to the appropriate the MAJCOM, FOA or DRU A1. The A1 recommends approval or disapproval and forwards the request, endorsements, associated photos and/or description, and their recommendation to: AF/A1S.workflow@pentagon.af.mil, for final action by AF/A1.

9.12.5.2. AF/A1S recommends approval or disapproval and forwards the request to the AF/A1 who approves or disapproves the request. AF/A1S returns the request to the MAJCOM, FOA, or DRU A1 to forward to the servicing Force Support Squadron who notifies the Airman of the final decision and ensures a copy of the approval letter is included in the member's automated personnel records.

9.13. (Added-EGLINAFB) Air Force Special Operations Command (AFSOC)/Associated Auxiliary Fields

9.13.1. (Added-EGLINAFB) AFSOC personnel who are assigned to Eglin will follow the AFSOC UOD requirements.

9.14. (Added-EGLINAFB) Explosive Ordnance Disposal (EOD)

9.14.1. (Added-EGLINAFB) Individual Responsibilities. Airmen will adhere to standards of neatness, cleanliness and military image. In addition, Airmen will know and comply with this instruction and be responsible for enforcement of these standards by making spot corrections when deviations are identified.

9.14.2. (Added-EGLINAFB) Duty Uniform.

9.14.2.1. (Added-EGLINAFB) Airmen assigned to the 96th Civil Engineer Squadron EOD Flight will wear the ABU as the basic duty uniform.

9.14.2.2. (Added-EGLINAFB) In concert with Joint Service EOD Publication 60A-1-1-22, General EOD Safety Precautions, the U.S. Department of Justice (DoJ)/Federal Bureau of Investigation (FBI) Guidelines for Bomb Technicians, and National Fire Protection Association (NFPA) 472, Standard for Competence of Responders to Hazardous Materials/Weapons of Mass Destruction Incidents, Airmen assigned to the 96th Civil Engineer Squadron EOD Flight will wear the Flame Resistant Operation Enduring Freedom Camouflage Pattern (FR-OEFCP) uniform under the following circumstances.

9.14.2.2.1. (Added-EGLINAFB) As the uniform of the day (UOD) during the entire period they are performing stand-by duties. Refer to 96 CES EODFOI 32-3001, Explosive Ordnance Disposal Program.

9.14.2.2.2. (Added-EGLINAFB) While performing range missions on the Eglin Test and Training Complex or the Eglin EOD Proficiency Range.

9.14.2.2.3. (Added-EGLINAFB) While conducting explosive operations with uncased munitions. Inventorying and transportation alone does not warrant the authorized wear.

9.14.2.2.4. **(Added-EGLINAFB)** At the discretion of flight management when conducting contingency training, exercises, and or evaluations in a simulated non-permissive or explosive environment.

Note: Personnel could sustain severe, life threatening injuries if FR-OEFCP is worn improperly or mixed with non-flame resistant items/clothing, such as polyester undergarments, bras, and polypropylene cold weather gear. To ensure personal safety, strict adherence to wear policies contained herein is an absolute must.

9.14.3. **(Added-EGLINAFB)** Flame Resistant Operation Enduring Freedom Camouflage Pattern (FR-OEFCP).

9.14.3.1. **(Added-EGLINAFB)** The FR-OEFCP uniform is in the Operation Enduring Freedom Camouflage Pattern, also referred to as MultiCam ©.

9.14.3.2. **(Added-EGLINAFB)** Uniform Wear Guidance.

9.14.3.2.1. **(Added-EGLINAFB)** Coat.

9.14.3.2.1.1. **(Added-EGLINAFB)** Name and U.S. AIR FORCE tapes will be FR-OEFCP material sewn with spice brown thread (Cable No. 67196) and attached on the uniform using hook and pile.

9.14.3.2.1.1.1. **(Added-EGLINAFB)** Name tape will be worn on the wearer's right side.

9.14.3.2.1.1.2. **(Added-EGLINAFB)** U.S. AIR FORCE tape will be worn on the wearer's left side.

9.14.3.2.1.2. **(Added-EGLINAFB)** Rank will be placed with hook and pile, in the center of the coat on the rank tab.

9.14.3.2.1.2.1. **(Added-EGLINAFB)** Officer rank will be sewn with black (Cable No. 67138) with the exception of 2d Lieutenant and Major which will be spice brown.

9.14.3.2.1.2.2. **(Added-EGLINAFB)** Enlisted rank will be sewn with spice brown.

9.14.3.2.1.3. **(Added-EGLINAFB)** Sleeves will not be rolled up or tucked at the wrist.

9.14.3.2.1.4. **(Added-EGLINAFB)** While on the installation, the coat may be removed in the immediate work area.

9.14.3.2.1.5. **(Added-EGLINAFB)** The coat will be zipped up no lower than four inches from zipper termination point at the neck line.

9.14.3.2.1.6. **(Added-EGLINAFB)** Pockets will be zipped and fastened.

9.14.3.2.1.7. **(Added-EGLINAFB)** Do not tuck the coat in to the trousers.

9.14.3.2.1.8. **(Added-EGLINAFB)** Organizational Patches and Specialty Patches. Patches will be affixed via hook and pile and will not be sewn directly on FR uniforms.

9.14.3.2.1.8.1. **(Added-EGLINAFB)** Right shoulder.

9.14.3.2.1.8.1.1. **(Added-EGLINAFB)** Full color, reversed, Infrared (IR) U.S. Flag will be worn on the pocket flap. Union will be to the viewer's right.

9.14.3.2.1.8.1.2. **(Added-EGLINAFB)** Subdued 96th Test Wing patch may be worn below the flag.

9.14.3.2.1.8.2. **(Added-EGLINAFB)** Left Shoulder.

9.14.3.2.1.8.2.1. **(Added-EGLINAFB)** IR EOD patch will be worn on the pocket flap. IR EOD patch will be black lettering on sand background.

9.14.3.2.1.8.2.2. **(Added-EGLINAFB)** An earned joint qualification tab(s) may be worn on the pocket below the EOD patch. Examples: Ranger, Airborne, Air Assault, Scuba, and Pathfinder.

9.14.3.2.2. **(Added-EGLINAFB)** Trousers. The Dri-Fire © trousers will not be bloused. The Army Combat Uniform trousers (FR-ACU) will be bloused or tucked in to the boot. Pockets will be zipped and fastened.

9.14.3.2.3. **(Added-EGLINAFB)** Headgear.

9.14.3.2.3.1. **(Added-EGLINAFB)** The FR-OEFCP patrol cap will be worn in garrison.

9.14.3.2.3.2. **(Added-EGLINAFB)** Nametapes, as described in paragraph 9.14.3.2.1.1. above, will be placed on the back of the OEFCP patrol cap using hook and pile.

9.14.3.2.3.3. **(Added-EGLINAFB)** Officer rank will be sewn on FR-OEFCP patrol cap.

9.14.3.2.3.4. **(Added-EGLINAFB)** FR-OEFCP patrol caps will not be rolled, tucked, or otherwise formed (i.e., Ranger Roll and other adjustments are not authorized). Hats will be worn in their natural form.

9.14.3.2.3.5. **(Added-EGLINAFB)** Floppy hats are authorized for wear on the ranges only. Floppy hats will not be formed or rolled up. They must have a natural look. They will not be hung around the neck when not being worn.

9.14.3.2.4. **(Added-EGLINAFB)** Boots. Tan boots will be worn in garrison. Issued tan, black or brown hiking boots may be worn at the discretion of flight management when conducting range operations, contingency, training, exercises, and or evaluations in a simulated non-permissive or explosive environment.

9.14.3.2.5. **(Added-EGLINAFB)** Undergarments. Undergarments are mandatory during FR-OEFCP wear. Cotton, wool, flame resistant material, or flame resistant blends will be worn. Undergarments and spandex made of 100% nylon or 100% polyester are not flame resistant and therefore are not authorized for wear with the FR-OEFCP.

9.14.3.2.5.1. **(Added-EGLINAFB)** T-shirt will be desert sand (tan) in color and will be tucked into trousers.

9.14.3.2.5.2. **(Added-EGLINAFB)** Socks will be sage green or desert sand

(tan).

9.14.3.2.6. **(Added-EGLINAFB)** Combat/Battle Shirts.

9.14.3.2.6.1. **(Added-EGLINAFB)** The combat shirt is not intended to be worn as an outer-garment. However, the combat shirt may be worn as an outer-garment while performing operations or while in the immediate work area.

9.14.3.2.6.2. **(Added-EGLINAFB)** The combat shirt will not be the outer garment for wear in Base Exchange areas and other areas not directly mission-related. The FR-OEFCP coat will be worn at all other times (e.g., stopping at the DFAC or shoppette).

9.14.3.2.6.3. **(Added-EGLINAFB)** Patches are optional, However, if worn, will match those worn on the FR-OEFCP coat where applicable by design.

9.14.3.2.7. **(Added-EGLINAFB)** Sleep shirt or thermal underwear must be desert sand (tan) and not be visible except at the neck. The sleep shirt and thermal underwear will be tucked into the trousers.

9.14.3.2.8. **(Added-EGLINAFB)** Cold/Wet Weather Items.

9.14.3.2.8.1. **(Added-EGLINAFB)** Black, sage green or desert sand (tan), scarves, earmuffs, watch caps, and gloves are authorized.

9.14.3.2.8.2. **(Added-EGLINAFB)** Tan fleece may only be worn when not performing explosive operations, since it is not flame resistant.

9.14.3.2.8.3. **(Added-EGLINAFB)** The FR-OEFCP will be worn with the coat, one of the Extended Cold Weather Clothing System (ECWCS) jackets (fleece, wind, soft shell, wet weather, or extreme cold weather), Massif Elements © jacket, or Wild Things Gear © Jacket.

9.14.3.2.8.3.1. **(Added-EGLINAFB)** ECWS Jackets. Each jacket varies in ability to attach hook and pile. Appropriate name tapes, U.S. AIR FORCE tapes, rank tabs, full color/reversed IR Flags, and IR EOD patches will be worn depending on the style of jacket.

9.14.3.2.8.3.2. **(Added-EGLINAFB)** Massif Elements © or Wild Things Gear © (fleece lined) Jacket/Pants.

9.14.3.2.8.3.2.1. **(Added-EGLINAFB)** Jacket will be worn with an aircrew style name patch affixed with hook and pile.

9.14.3.2.8.3.2.2. **(Added-EGLINAFB)** Aircrew name patch will have an FR-OEFCP background and will have name, rank, USAF sewn in spice brown thread (Cable No. 67196).

9.14.3.2.8.3.2.3. **(Added-EGLINAFB)** First line will contain first name and last name. Second line will have rank abbreviated and USAF.

9.14.3.2.8.3.2.4. **(Added-EGLINAFB)** EOD badge will be sewn in spice brown thread.

9.14.3.2.8.3.3. **(Added-EGLINAFB)** Wild Things Gear © Soft Shell Jacket,

Lightweight, SO 1.0. The full color/reversed IR Flag will be worn on the right shoulder. The IR EOD patch will be worn on the left shoulder.

9.14.3.2.9. **(Added-EGLINAFB)** Belt. Desert sand (tan) or black one-piece heavy nylon or rigger style web belt will be worn.

Chapter 10

BADGES AND SPECIALTY INSIGNIA.

10.1. Badges and Specialty Insignia. A maximum of four earned badges may be worn on all blue service uniforms. Airmen may wear earned Air Force and other service's qualification badges on all blue service uniforms (see para 10.5.). A maximum of two badges are worn on the left side of uniform above ribbons or pocket if ribbons are not worn. Wear only chaplain, aeronautical, space, cyberspace, occupational, and miscellaneous badges in this location. See **attachments 3 and 5** for pictures of various badges.

10.1.1. A maximum of four earned embroidered badges and/or patches may be worn on ABUs. A maximum of two badges are worn on the left side of the uniform front above the U.S. AIR FORCE tape located above the left breast pocket. Wear only chaplain, aeronautical, space, cyberspace, occupational, qualification and miscellaneous badges in this location. A third embroidered badge or full-size patch may be worn on the left breast pocket (such as the missile, missile operations badges or security forces, fire protection or AFOSI shields, or the Weapons Instructor Course Graduate Patch or USAF Test Pilot School Patch). If a fourth badge/patch is worn, it may be worn on the right pocket (i.e. Weapons Instructor Course Graduate Patch or USAF Test Pilot School Patch, attachment 5 list is not all inclusive) or above the nametape (as appropriate). Wear regular size embroidered cloth badges, permanently conferred full-sized patches or specialty insignia on the ABU. If earned and awarded, tabs such as the Army Ranger tab will be worn on the upper crest of the sleeve and may not interfere with wear of enlisted rank insignia. Metal pin-on type qualification badges of other services are not authorized for wear on the ABU.

10.1.2. **DELETED.**

10.1.3. Regular and miniature size badges may not be worn together; **Exception:** Resized wings may be worn with a regular size occupational badge, or regular size medical badge. A regular size duty badge is not worn with a miniature duty badge.

10.2. Chaplain, Aeronautical, Space, Cyberspace and Missile Operations Badges. Aeronautical, space, cyberspace badges are worn above occupational and miscellaneous badges, but not above the chaplain badge (if authorized, chaplain badge is worn in the highest position). When more than one aeronautical, space or cyberspace badge is worn, the second badge becomes optional. **Note:** The parachutist badge is not considered an aeronautical badge however it does take precedence over other occupational badges.

10.2.1. Order of Precedence – Chaplain badge is worn in the highest position. Aeronautical, space, cyberspace and missile operations badges are equal in precedence. When awarded the aeronautical, space and cyberspace badges, wear the badge that reflects current job or billet in the highest position. All three badges are worn above all other occupational badges and the parachutist badge, but not above the chaplain badge.

10.2.1.1. Chaplain Badge. The chaplain badge is awarded to members of the Chaplains Corps, for specific award criteria refer to AFI 52-102V1, *Chaplain Professional Development* and AFI 52-102V2, *Chaplain Assistant Professional Development*.

10.2.1.2. Aeronautical Badge. For specific award criteria for aeronautical badges, refer to AFI 11-402.

10.2.1.3. Space Operations Badge. The Space Operations Badge is awarded to officer and enlisted space operators with Air Force Specialty Codes 13S and 1C6 and selected non-operations personnel performing space operations duties. For specific award criteria, refer to AFI 36-3701, Space Professional Development Program.

10.2.1.3.1. DELETE

10.2.1.3.1.1. DELETE

10.2.1.3.1.2. DELETE

10.2.1.3.1.3. DELETE

10.2.1.3.2. DELETE

10.2.1.3.3. DELETE

10.2.1.3.4. DELETE

10.2.1.4. Cyberspace Operations Badge. Wear of the Cyberspace Operations Badge will be limited to personnel with core 17D, 17S and 1B4 Air Force specialty codes. Wear of the Cyberspace Operations badge for non-17X/1B4 personnel will phase-out effective 3 September 2017. On 3 September 2017 individuals not approved for wear of the Cyberspace Operations Badge will cease wearing the Cyberspace Operations Badge.

10.2.1.4.1. Cyberspace Operations – Officers (17X) Basic Badge: Awarded upon graduation from undergraduate Cyberspace Training. Senior Badge: Awarded after completion of Cyber 200 and 7 years of cyberspace operations duty. Master Badge; Awarded after completion of Cyber 300 and 15 years of cyberspace operations duty.

10.2.1.4.2. Cyberspace Operations – Enlisted (1B4) Basic Badge: Awarded upon completion of 1B4X1 initial skills training and award of the 1B431 skill level. Senior Badge: Awarded upon award of the 7-skill level. Master Badge: Awarded to MSgt and above with 5 years as 1B4 from 7-skill level award.

10.2.1.4.2.1. Chief Master Sergeants (applies to cross flow CMSgts only) Basic Badge: Awarded upon award of 1B4 Chief Enlisted Manager (CEM) code. Senior Badge: Awarded after 12 months of award of 1B4 CEM code. Master Badge: Awarded after 5 years of award of 1B4 CEM code.

10.2.1.4.3. DELETE

10.2.1.4.4. DELETE

10.2.1.4.5. As the Functional Authority for Cyberspace Operations, SAF-CIO A6 is authorized wear of the master cyberspace operations badge upon assumption of the position. Additionally, the AFSPC/CC is authorized wear of the master cyberspace operations badge upon taking command. Unless previously earned, incumbents are not authorized to wear the cyberspace operations badge when no longer holding either of these positions.

10.2.1.4.6. Air Force General officers not previously awarded the cyberspace operations badge may wear the basic badge after serving 12 months in the cyberspace command or staff position approved by the SAF-CIO A6 and after completing the Cyberspace Operations Executive Course. Continue to upgrade to the next higher badge level (i.e., senior, master) while occupying a cyberspace position every 12 months.

10.2.1.4.7. DELETE

10.3. Duty Badges and Insignias. Duty badges reflect current and previous positions of assignment (e.g. Presidential Service Badge). Refer to attachment 4 for pictures of various duty badges (not all inclusive). The wear of these badges are optional; however, when wearing the current duty badge, follow the issuer's wear instructions. When wearing *only* previously earned duty badges, wear according to the placement configuration found in this instruction for that uniform combination. When wearing both current and previously awarded duty badges, issuing instructions for the current duty badge take precedence. **Note:** Men may attach duty badges to service uniforms with a clear plastic tab holder not visible beyond sides or bottom of insignia.

10.3.1. *Presidential Service.* The Presidential Service badge or Vice-Presidential Service badge is worn during and after an assignment to White House duty. Presidential Service badges are only worn on the right side. The Vice Presidential Service identification badge is only worn on the right side. No other badges will remove the Presidential and Vice-Presidential badges from the right side of the uniform. OPR is the Military Assistant to the President.

10.3.2. *Office of the Secretary of Defense (OSD).* The OSD identification badge is worn during and after assignment to specific duty in the Office of the Secretary of Defense. OPR is OASD MM&PP.

10.3.3. *Joint Chiefs of Staff (JCS).* JCS identification badge is worn during and after assignment to specific duty in the Joint Chiefs of Staff. OPR is JCS/J1.

10.3.4. *Headquarters Air Force (HAF).* HAF identification badge is worn during assignment to the HAF staff or SECAF staff within the National Capital Region. Airmen are authorized wear while in qualifying positions on the HAF or DRU/FOA within the National Capital Region (NCR). Permanent wear of the badge is authorized for personnel assigned to a qualifying position for at least 365 consecutive days.

10.3.4.1. Order of precedence. If the OSD, JCS, and HAF badges are all authorized and worn, the OSD and JCS badges have priority over the HAF Badge.

10.3.4.2. Reserve Members: Members of the Reserve Components are eligible to wear the badge if they are assigned to any organization within Headquarters Air Force or Secretariat Staff. Further, recalled reservists are eligible for permanent award of the badge once they have served for a total of 365 days. Reservists assigned to Individual Mobilization Augmentee positions are eligible for permanent award after being assigned for 1 year and performed satisfactorily in the augmentee position.

10.3.4.3. Reservists assigned to Individual Mobilization Augmentee positions are eligible for permanent award after being assigned for 1 year and performed satisfactorily in the augmentee position.

10.3.5. *Air Education and Training Command (AETC).*

10.3.5.1. The AETC Instructor badge is only worn while performing assigned duties. Continue to wear while attending PME. OPR is HQ AETC/TT.

10.3.5.2. AFJROTC Instructor badge is only worn while performing assigned duties. Continue to wear while attending PME. OPR is AFROTC/OT.

10.3.5.3. Defense Language Instructor badge is only worn while performing assigned duties. Continue to wear while attending PME. OPR is DLIFLC.

10.3.6. *Air Force Recruiting Service.* The Air Force recruiting service badge is only worn while performing assigned duties. Continue to wear while attending PME. OPR is HQ AETC/RS.

10.3.7. *Air Force Reserve (AFRC) Recruiting Service.* AFRC recruiting service badge is only worn while performing assigned duties. Continue to wear while attending PME. OPR is AFRC/RS.

10.3.8. *Air National Guard (ANG) Recruiting Service.* ANG recruiting service badge is only worn while performing assigned duties. Continue to wear while attending PME. OPR is ANGCR/MPPAE.

10.3.9. *Unified Command.* Unified Command identification badge is only worn for the duration of assignment to a Combatant Commander's (COCOM) staff. OPR is the Unified COCOM.

10.3.10. *Army Military Personnel Center (AMPC).* Army Staff identification badge is only worn while performing duties for the duration of the assignment. OPR is Army MILPERCEN.

10.3.11. *North Atlantic Treaty Organization (NATO).* The NATO badge is only worn while performing duties for the duration of the assignment. OPR is AF/A1P.

10.3.12. *United Nations (UN).* The UN badge is only worn while performing duties for the duration of the assignment. OPR is the UN.

10.3.13. *Security Forces.* Security Forces shield is worn while performing duties in control AFSC 31PX or 3P0XX billets only. Continue to wear while attending PME and performing recruiter duties. OPR is AF/A7S.

10.3.14. *Civil Engineering.* Fire Protection shield is worn while performing fire protection duties. Continue to wear while attending PME and performing recruiter duties. OPR is AF/A7C.

10.3.15. *Air Force Office of Special Investigations (AFOSI).* AFOSI shield is worn as directed by AFOSI/CC. OPR is AFOSI.

10.3.16. *Professional Military Education (PME).* PME badge is only worn while performing PME instructor or PME support duties. OPR is AF/A1.

10.3.17. *Defense Commissary Agency (DeCA).* The Commissary badge is only worn while performing duties for the duration of the assignment. OPR is DECA/DO.

10.3.18. *Defense Information Systems Agency (DISA)*. The DISA command badge is only worn while performing duties for the duration of the assignment. OPR is DISA.

10.3.19. *Defense Finance and Accounting Service (DFAS)*. DFAS identification badge is only worn while performing duties for the duration of the assignment. OPR is DFAS.

10.3.20. *Military Postal Service (MPS)*. MPS identification badge is only worn while performing postal duty. OPR is MPS.

10.3.21. *USAF Honor Guard and USAF Base Honor Guard*. Both Honor Guard badges are only worn while performing honor guard duties. OPR is AF/HG.

10.3.22. *National Defense University (NDU)*. NDU identification badge is only worn while assigned to the NDU faculty or staff. OPR is NDU.

10.3.23. *USAF Academy (USAFA)*. Wear the Permanent Professor USAFA badge during and after assignment to the specific duty. OPR is USAFA.

10.3.24. *Commanders' Insignia*. The Command Insignia pin (metallic/cloth, as appropriate) is mandatory on all blue service uniforms and ABUs. It is worn by all eligible commissioned officers in the rank of Colonel (O-6) and below. Commanders of a squadron, group, wing, or other organizations identified at: <http://www.afpc.randolph.af.mil/dress/faq.asp> wear the commanders' insignia pin on the right side of the uniform jacket in the same relative position as the badges worn on the left on the formal dress and mess dress uniform. When currently in command, wear the pin above the name tag on the service dress and service uniforms, and above the name tape on ABUs. The pin is worn below the nametag and name tape upon completion of command duties.

10.3.24.1. No longer associated with commander's pay.

10.3.24.2. Additional approvals for wear made by CSAF.

10.3.24.3. Member must be a – Colonel (O-6) and below to wear commander's insignia.

10.3.24.4. Must possess and exercise UCMJ authority (appointed on G-Series orders).

10.3.24.5. Must be competitively selected by a board (AFPC/MAJCOM/FOA, etc).

10.3.24.6. Commanders must be filling: Squadron, Group, Wing, or other position identified at: <http://www.afpc.randolph.af.mil/dress/faq.asp> .

10.3.24.7. Commander's insignia will not be worn by "temporary" or "acting" commanders.

10.3.24.8. Commanders must serve entire tenure for permanent wear.

10.3.24.9. Vice and Deputy Commanders are not authorized wear of the insignia. However, they may wear the insignia as a graduated commander from previously held command positions.

10.3.24.10. Flag Officers are not authorized wear of the insignia.

10.3.24.11. Detachment Commanders are not authorized wear of the commander's insignia.

10.3.25. *Wear of the Command Chief Master Sergeant and First Sergeant Insignia*.

10.3.25.1. *Command Chief Master Sergeant Insignia.* The command chief master sergeant insignia is worn in accordance with the guidance in AFI 36-2109.

10.3.25.2. *First Sergeant Insignia.* The first sergeant insignia is worn in accordance with the guidance in AFI 36-2113.

10.4. Occupational Badges. Air Force members are highly encouraged to wear their current occupational badge on all uniform combinations. **A maximum of two occupational badges may be worn.** When wearing two occupational badges, wear the one representing the current career field (regardless of level earned) in the top position. **Exception:** Chaplains and aeronautical badges are always worn in the top position when wearing two occupational badges. If authorized, place the second occupational badge in top position and centered ½ inch above the first one. Refer to [attachment 3](#) for a listing of officer and enlisted occupational badges. Occupational badges are reflective of your Air Force specialty.

10.4.1. General officers. Wear the basic badge, representative of the organization's mission, upon entering a headquarters staff or command position, unless previously qualified for a higher-level badge. Wear the next higher-level badge after 12 months. Continue to upgrade to next higher level every 12 months.

10.4.2. Officers. Wear the basic badge after graduating from technical school (or after attaining a fully qualified AFSC when technical school is not required). Wear the senior badge after 7 years in the specialty and the master badge after 15 years in the specialty.

10.4.2.1. **Exception :** Medical Service officers' time in specialty will include any constructive service credit awarded at the time of appointment. Medical Service officers may verify their constructive service credit to determine eligibility for award of badges by contacting HQ AFPC/DPAMF2, 550 C Street West Suite 25, Randolph AFB TX 78150-4727.

10.4.3. Enlisted. Wear the basic badge after completing technical school. Wear the senior badge after award of the 7-skill level, and the master badge as a master sergeant or above with 5 years in the specialty from award of the 7-skill level. **Exception:** Air Traffic Controllers (1C1X1) are not authorized to wear the basic badge until fully qualified.

10.4.3.1. **Exception:** Chief Master Sergeants who crossflow into a new CEM Code wear the basic badge of their new career field upon award of the CEM Code, the senior badge after 12 months and the master badge after 5 years.

10.4.4. Retrainees. Credit toward new badge starts upon entry into new AFSC.

10.4.5. Prior enlisted officers. Officers who formerly served as enlisted members may wear the highest awarded occupational badge for the career field in which they served as an enlisted member. When serving as an officer in the same career field as when enlisted, count both time in the enlisted and officer career fields to determine the earned badge level. Time in Sister Service career fields is not used to determine earned badge level for Air Force occupational badges.

10.4.6. When performing special duties or attending professional military education, wear primary AFSC occupational badge. Upgrade to the next higher-level badge is awarded in accordance with [paragraph 10.4.1.](#), [10.4.2.](#) or [10.4.3.](#), respectively.

10.4.7. Chaplain Badge (Mandatory). If authorized, the chaplain, aeronautical, space or cyberspace badges, wear chaplain insignia ½ inch above aeronautical, space or cyberspace badge. OPR is AF/HC.

10.4.8. Air Force Aeronautical, Space, Cyberspace and Missile Operations Badges (Mandatory). If authorized to wear more than one aeronautical, space, cyberspace or missile operations badge, wear the badge that reflects current job in the highest position (*EXCEPTION*: the missile operations badge is worn on the pocket).

10.4.9. Aeronautical badges of other US services (Optional). If authorized to wear both aeronautical badges, wear Air Force aeronautical badge in the highest position. Refer to [paragraph 10.2.1.1.](#) and [10.2.1.2.](#)

10.4.10. Air Force Occupational Badges (Optional). If authorized to wear more than one badge, wear the badge that reflects current job in the top position. OPR is AFPC/DPSOOC.

10.4.11. The Missile badge with Operations Designator is authorized for wear by officers in the 13SXC AFSC. Award criteria for the Basic, Senior and Master badge are found in paragraph 10.4.2. Officers who were awarded the basic, senior or master badge under previous criteria are authorized continued wear of the awarded badge, but will follow award criteria in paragraph 10.4.2. for subsequent badges.

10.4.12. Officers in AFSC 20, Logistics Commander, and AFSC 30, Support Commander wear the highest badge the individual was awarded in the Logistics or Support career areas. If the individual was not awarded a Logistics or Support badge, wear the highest badge they were awarded from the previous career area.

10.4.13. To qualify for the Missile Maintenance badge, individuals must meet all criteria outlined in [paragraph 10.4.](#) and meet the time requirements in their entirety, to include the following:

10.4.13.1. Munitions and Missile Maintenance Officers who do not attend Missile Maintenance Officers course, must directly supervise 2M/2W personnel in maintenance, loading or unloading of guided missiles or missile systems for a period of 12 months after completion of Munitions Maintenance Officers course in order to wear the basic badge. Subsequent levels will be IAW [paragraph 10.4.](#)

10.4.13.2. 21M personnel wear the Missile Maintenance senior badge after 7 years in the specialty and 48 months cumulative experience in direct work with guided missiles or missile systems; wear the Missile Maintenance master badge after 15 years in the specialty and 60 months cumulative experience in direct work with guided missiles or missile systems.

10.4.13.3. 2W personnel must directly work with guided missiles or missile systems for a period of 12 months after completion of technical training school in order to wear the basic badge. Subsequent levels will be IAW [paragraph 10.4.](#)

10.4.13.4. 2W personnel wear the Missile Maintenance senior badge after award of the 7-skill level and 48 months cumulative experience in direct work with guided missiles or missile systems; wear the Missile Maintenance master badge as a MSgt or above with 5 years in the specialty from award of the 7-skill level and 60 months cumulative experience in direct work with guided missiles or missile systems.

10.4.14. If both the Command and Control badge and Weapons Director badge are earned, subsequent levels can be earned towards the currently qualified badge, either the Weapons Director badge or the Command and Control badge.

10.4.15. The Weapons Director basic occupational badge criteria for 13B is awarded upon completion of undergraduate Air Battle Manager training. Officers must have a minimum of 7 years within the AFSC for award of the senior badge and a minimum of 15 years within the AFSC for award of the master badge. *Note:* If both Air Battle Manager Wings and the Weapons Director badge are earned, subsequent levels can only be earned on the Air Battle Manager Wings.

10.4.16. The Weapons Director basic occupational badge criteria for 1CX1D is awarded upon completion of the Basic Weapons Director course. For award of the senior badge (7-skill level), Airman must meet requirements for the award of the basic badge and have a minimum of 5 total years qualified Weapons Director experience. For award of the master badge, Airman must meet requirements for award of the senior badge, hold the rank of MSgt or above and have a minimum of 7 total years of Weapons Director experience.

10.4.17. The Civil Engineer Badge is the occupational badge for all 3E AFSs'. The Explosive Ordnance Disposal (EOD) badge is a joint service badge awarded at the completion of Tech School with the CE badge. The criteria for subsequent awards (senior and master) are based on qualifications and leadership in EOD tasks in order to more closely align with sister service award criteria and maintain joint service parity.

10.4.18. Explosive Ordnance Disposal (EOD) and Emergency Management (EM) will wear their specific duty badges in addition to the CE Craftsmen Badge. If filling an active EOD billet, the EOD badge takes precedence over the CE Craftsman badge. Use the following criteria for the award of the basic, senior and master EOD duty badges for enlisted and officer personnel:

10.4.18.1. Award of basic EOD badge is achieved with successful graduation of EOD Technical School, Det 3, 366 TRS, Eglin Air Force Base, Florida.

10.4.18.2. Award of the senior EOD badge is achieved four years from award of the basic EOD badge filling an active EOD billet, certified as a team leader in the CFETP and upon certification letter signed by EOD flight chief and approved by commander.

10.4.18.3. Award of the master EOD badge is achieved after eight years from award of the basic EOD Badge filling an active EOD billet, met all requirements for the senior EOD badge, and upon certification by EOD flight chief and approved by commander.

10.4.18.4. For officers, award of basic EOD badge is achieved with successful graduation of EOD Technical School, Det 3, 366 TRS, Eglin Air Force Base, Florida. The senior badge and the master badge may be awarded by cumulative time after award of the basic EOD badge served in an EOD billet, as a commander of a squadron with an EOD flight, or a staff position directly in charge of an EOD program. Cumulative time required is four years for the senior EOD badge and eight years for the master EOD badge. Certification letter will be signed by the immediate supervisor.

10.5. Qualification and Miscellaneous Badges and Patches. Qualification badges and patches are defined as badges and/or patches earned and permanently awarded that reflect special skills

that an Airman has demonstrated proficiency or qualification in that complements their primary mission. Wear of other services' qualification badges, if earned and awarded, is authorized. Award criteria for other services' qualification badges will be in accordance with awarding Service's directives (Army MilPERCEN; Navy; BUPERS, etc.). Temporary qualification badges are not authorized for wear on the uniform. Refer to attachment 5 for a listing of qualification badges and patches authorized (not all inclusive).

10.5.1. Added. Badges of military societies of the U.S. that honors wars, campaigns or expeditions in which the U.S. was engaged. Authorized for wear only if member is a participant in the awarding society and only while attending functions of the awarding society.

10.5.1.1. DELETED.

10.5.1.1.1. DELETED.

10.5.1.1.2. DELETED.

10.5.1.2. DELETED.

10.5.1.2.1. DELETED.

10.5.1.2.2. DELETED.

10.5.1.3. DELETED.

10.5.1.3.1. DELETED.

10.5.1.3.2. DELETED.

10.5.1.4. DELETED.

10.5.1.4.1. DELETED.

10.5.1.4.2. DELETED.

10.5.1.5. DELETED.

10.5.1.6. DELETED.

10.5.1.7. DELETED.

10.5.1.8. DELETED.

10.5.1.9. DELETED.

10.5.1.10. DELETED.

10.5.1.11. DELETED.

10.5.1.12. DELETED.

10.5.2. Added. Foreign badges (aviation, medical insignia and parachutist badges). Are only worn in the conferring country or while attending official and social functions hosted by the awarding government. Do not wear foreign aviation badges unless wearing a U.S. aviation badge.

10.5.3. United States Air Force Warfare Center (USAFWS) Patch. For specific wear criteria USAFWS patch (graduate or instructor), refer to AFI 11-415, para 7.2.

10.6. Additional Badge Information.

10.6.1. Regular and large size occupational badges may not be worn together; *Exception:* Resized wings may be worn with a regular size occupational badge, or regular size medical badge. A regular size duty badge is not worn with a miniature duty badge.

10.6.2. Only highly polished badges are worn. *Exception:* Oxidized/satin finished “Heritage Wings” may be worn.

10.6.3. Members must purchase badges at their own expense.

10.6.4. Occupational badges are available in two sizes, regular and large; duty badges are available in two sizes; large and miniature.

10.6.5. If authorized, wear only large duty or identification badges (s) on the service dress coat. *Exception:* When a duty badge is only manufactured in one size wear that size.

10.6.6. If authorized, wear only miniature duty or identification badge(s) on the formal dress coat, mess dress coat and service shirt/blouse. *Exception:* When a duty badge is only manufactured in one size wear that size.

10.6.7. Badges will not be worn on outer garments e.g., overcoats, sweaters and jackets.

10.6.8. Order of precedence. The Presidential Service identification badge has the highest priority of all duty badges. The Vice-Presidential Service identification badge has the second highest priority.

10.6.9. If awarded, the Presidential and/or Vice-Presidential Service badge(s), it will be worn in the position of honor, on the wearer’s right side. No other badges will move the Presidential and/or Vice Presidential identification badges from the right side of the uniform.

10.7. Placement of Badges.

10.7.1. Chaplain, Aeronautical, Space, Cyberspace, Missile Operations, Occupational and Miscellaneous Badges. Members are highly encouraged to wear their current occupational badge. Chaplain, aeronautical, space, cyberspace and missile operations badges are mandatory, others are optional. Wear only regular or large badges, do not mix sizes. (*Exception:* Aeronautical, space and cyberspace badges may be a different size than an occupational badge; however, multiple aeronautical, space and cyberspace badges will be the same size.)

10.7.1.1. Formal and Mess Dress uniform (males). Center badge ½ inch above top row of medals or when not authorized medals, midway between shoulder and top button. Wear second badge centered ½ inch above first badge, when authorized.

10.7.1.2. Formal and Mess Dress uniform (females). Center badge ½ inch above top row of medals or when not authorized medals, midway between shoulder and top button. Wear second badge centered ½ inch above first badge, when authorized.

10.7.1.3. Mess Dress uniform (maternity). Center badge ½ inch above top row of medals or when not authorized medals, midway between shoulder and top button. Wear second badge centered ½ inch above first badge, when authorized.

10.7.1.4. Semi-Formal Dress uniform (males). Wear all ribbons and devices. The first badge will be centered on the wearer's left $\frac{1}{2}$ inch above the top row of ribbons. Center additional badge $\frac{1}{2}$ inch above the first one.

10.7.1.5. Semi-Formal Dress uniform (females). Wear all ribbons and devices. The first badge will be centered on the wearer's left $\frac{1}{2}$ inch above the top row of ribbons. Center additional badge $\frac{1}{2}$ inch above the first one.

10.7.1.6. Semi-Formal Dress uniform (maternity). Wear all ribbons and devices. The first badge will be centered on the wearer's left $\frac{1}{2}$ inch above the top row of ribbons. Center additional badge $\frac{1}{2}$ inch above the first one.

10.7.1.7. Service Dress uniform (males). Wear all ribbons and devices. The first badge will be centered on the wearer's left $\frac{1}{2}$ inch above the top row of ribbons. Center additional badge $\frac{1}{2}$ inch above the first one.

10.7.1.8. Service Dress uniform (females). Wear all ribbons and devices. The first badge will be centered on the wearer's left $\frac{1}{2}$ inch above the top row of ribbons. Center additional badge $\frac{1}{2}$ inch above the first one.

10.7.1.9. Service Dress uniform (maternity). Wear all ribbons and devices. The first badge will be centered on the wearer's left $\frac{1}{2}$ inch above the top row of ribbons. If no ribbons have been authorized for wear, center badge parallel to the name tag. Center additional badge $\frac{1}{2}$ inch above the first one.

10.7.1.10. Service uniform (males). Ribbons are optional. If worn, all ribbons and devices will be worn. The first badge will be centered on the wearer's left $\frac{1}{2}$ inch above the top row of ribbons or pocket if not wearing ribbons. Center additional badge $\frac{1}{2}$ inch above the first one.

10.7.1.11. Service uniform (females). Ribbons are optional. If worn, all ribbons and devices will be worn. The first badge will be centered on the wearer's left $\frac{1}{2}$ inch above the top row of ribbons. If no ribbons are worn, center badge parallel to the nametag. Center additional badge $\frac{1}{2}$ inch above the first one.

10.7.1.12. Service uniform (maternity). Ribbons are optional. If worn, all ribbons and devices will be worn. The first badge will be centered on the wearer's left $\frac{1}{2}$ inch above the top row of ribbons. If no ribbons are worn, center badge parallel to the nametag. Center additional badge $\frac{1}{2}$ inch above the first one.

10.7.2. Duty (Identification) and Miscellaneous Badges. The wear of these badges are optional. **Note:** No more than four badges will be worn at one time. This does not include the command insignia pin.

10.7.2.1. Formal and Mess Dress uniform (males). Miniature duty badges will be worn. The first duty badge will be centered on the wearer's left $\frac{1}{2}$ inch below the bottom row of medals. The second badge will be worn on the wearer's right in the same relative position as the badge worn on the wearer's left. The missile or excellence-in-competition badges are worn on the wearer's left, $\frac{1}{2}$ inch below the bottom row of medals. Move any duty badge(s) to the wearer's right side, in the same relative position as the badge worn on the wearer's left. Current commander's wear the command insignia pin on the wearer's right side, centered, adjacent to top of medals. If member is a graduated

commander, lower insignia on the wearer's right side, adjacent to bottom row of medals. If duty badge is worn with command insignia pin, place command insignia pin ½ inch above duty badge (current commander) or ½ inch below duty badge for graduated commander. The command insignia pin is mandatory and is worn by all eligible commissioned officers in the rank of Colonel (O-6) and below.

10.7.2.2. Formal and Mess Dress uniform (females). Miniature duty badges will be worn. The first duty badge will be centered on the wearer's right, adjacent to the member's medals on the wearer's left. The second badge will be worn on the wearer's right, adjacent to the medals to the left side, centered and spaced ½ inch apart from the first badge. The missile or excellence-in-competition badges are worn on the wearer's right, in the same relative position as the member's medals on the wearer's lefts. If a duty badge is being worn on the wearer's right, move the missile or excellence-in-competition badges to the wearer's left, ½ inch below the bottom row of medals. Current commander's center command insignia pin on wearer's right side, adjacent to occupational badges worn on wearer's left. Graduated commander's center command insignia pin on wearer's right, in a relative position, adjacent to medals worn to the wearer's left. If a duty badge and the (current) command insignia pin are worn together, center command insignia pin ½ inch above duty badge. If two duty badges and the (current) command insignia pin are worn together, place command insignia pin ½ inch above both duty badges and center, with both duty badges evenly spaced ½ inch apart. Position command insignia pin between the two duty badges. If member is a graduated commander, center command insignia pin ½ inch below duty badge, if wearing only one duty badge or center command insignia pin ½ inch below duty badges, evenly spaced ½ inch apart, if wearing two duty badges. The command insignia pin is mandatory and is worn by all eligible commissioned officers in the rank of Colonel (O-6) and below.

10.7.2.3. Mess Dress uniform (maternity). Miniature duty badges will be worn. The first duty badge will be centered on the wearer's right, adjacent to the member's medals on the wearer's left. The second badge will be worn on the wearer's right, adjacent to the medals on the left side, centered and spaced ½ inch apart from the first badge. The missile or excellence-in-competition badges are worn on the wearer's right, in the same relative position as the member's medals on the wearer's lefts. If a duty badge is being worn on the wearer's right, move the missile or excellence-in-competition badges to the wearer's left, ½ inch below the bottom row of medals. Current commander's center command insignia pin on wearer's right side, adjacent to occupational badges worn on wearer's left. Graduated commander's center command insignia pin on wearer's right, in a relative position, adjacent to medals worn to the wearer's left. If a duty badge and the (current) command insignia pin are worn together, center command insignia pin ½ inch above duty badge. If two duty badges and the (current) command insignia pin are worn together, place command insignia pin ½ inch above both duty badges and center, with both duty badges evenly spaced ½ inch apart. Position command insignia pin between the two duty badges. If member is a graduated commander, center command insignia pin ½ inch below duty badge, if wearing only one duty badge or center command insignia pin ½ inch below duty badges, evenly spaced ½ inch apart, if wearing two duty badges. The command insignia pin is mandatory on all blue uniforms and is worn by all eligible commissioned officers in the rank of Colonel (O-6) and below.

10.7.2.4. Semi-Formal uniform (enlisted males). Large duty badges will be worn. The first duty badge will be on the wearer's left 1½ inch below top of welt pocket and centered. The second badge will be worn on the wearer's right in the same relative position as the badge worn on the wearer's left. The missile and or excellence-in-competition badges are only worn 1½ inch below top of welt pocket and centered. Move duty badge to wearer's right if authorized to wear a duty badge and the missile and/or excellence-in-competition badge(s).

10.7.2.5. Semi-Formal uniform (enlisted females). Large duty badges will be worn. The first duty badge will be on the wearer's right, centered between arm seam and lapel, with bottom edge of badge parallel with top of welt pocket. The second badge will be worn on the wearer's right in the same relative position as the member's ribbons on the wearer's left side and centered and spaced ½ inch apart from the first badge. The missile or excellence-in-competition badge(s) are worn on the wearer's right, centered between arm seam and lapel, in the same relative position as the member's ribbons on the wearer's left. If a duty badge is being worn on the wearer's right, move the missile or excellence-in-competition badge to the wearer's left, 1½ inch below top of welt pocket and centered.

10.7.2.6. Semi-Formal uniform (enlisted maternity). Large duty badges will be worn. The first duty badge will be worn on the wearer's right in the same relative position as the member's ribbons on the wearer's left side. The second badge will be worn on the wearer's right in the same relative position as the member's ribbons on the wearer's left side, centered and spaced ½ inch apart from the first badge. The missile or excellence-in-competition badge(s) are worn on the wearer's right, centered between arm seam and lapel, in the same relative position as the member's ribbons on the wearer's left. If a duty badge is worn on the wearer's right, move the missile or excellence-in-competition badge to the wearer's left, centered 1½ inch below ribbons.

10.7.2.7. Service Dress uniform (males). Large duty badges will be worn. The first duty badge will be centered on the wearer's left 1½ inch below top of welt pocket and centered. The second badge will be worn on the wearer's right 1½ inch below the name tag. If authorized, center a third badge ½ inch above the name tag. The missile badge is only worn 1½ inch below top of welt pocket and centered. Move duty badge to wearer's right if authorized to wear a duty badge and the missile badge. The excellence-in-competition badge is only worn centered on the left welt pocket. Command insignia pin is worn on the wearer's right side, centered ½ inch above the name tag for current commanders, centered ½ inch below name tag for graduated commanders. If duty badge is worn on the wearer's right side with command insignia pin, center duty badge ½ inch above command insignia pin (current commander) or center duty badge ½ inch below command insignia pin for graduated commander. The command insignia pin is mandatory on all blue uniforms and is worn by all eligible commissioned officers in the rank of Colonel (O-6) and below.

10.7.2.8. Service Dress uniform (females). Large duty badges will be worn. The first duty badge will be centered on the wearer's right, ½ inch above the name tag and centered. The second badge will be worn ½ inch above the name tag and centered and spaced ½ inch apart from the first badge. If duty badge(s) are worn, the missile or excellence-in-competition badge(s) will only be worn on the wearer's left, 1½ inches below the top of the welt pocket. If no duty badge(s) are worn, the missile badge and/or

excellence-in-competition badge is worn on the wearer's right, ½ inch above name tag. Command insignia pin is worn on the wearer's right side, centered ½ inch above the name tag for current commanders or centered ½ inch below name tag for graduated commanders. If wearing one duty badge with command insignia pin, (current commanders) center duty badge ½ inch above command insignia pin. If two duty badges and the (current) command insignia pin are worn together, place command insignia pin ½ inch above name tag and place both duty badges ½ inch above command insignia pin, centered and spaced ½ inch apart. The command insignia pin is mandatory and is worn by all eligible commissioned officers in the rank of Colonel (O-6) and below.

10.7.2.9. Service Dress uniform (maternity). Large duty badges will be worn. The first duty badge will be centered on the wearer's right, ½ inch above the name tag and centered. The second badge will be worn ½ inch above the name tag and centered and spaced ½ inch apart from the first badge. If duty badge(s) are worn, the missile or excellence-in-competition badge(s) will only be worn on the wearer's left, 1 ½ inches below the bottom row of ribbons. If no duty badge(s) are worn, the missile badge and/or excellence-in-competition badge is worn on the wearer's right, ½ inch above name tag. Command insignia pin is worn on the wearer's right side, centered ½ inch above the name tag for current commanders or centered ½ inch below name tag for graduated commanders. If wearing one duty badge with command insignia pin, (current commanders) center duty badge ½ inch above command insignia pin. If two duty badges and the (current) command insignia pin are worn together, place command insignia pin ½ inch above name tag and place both duty badges ½ inch above command insignia pin, centered and spaced ½ inch apart. The command insignia pin is mandatory on all blue uniforms and is worn by all eligible commissioned officers in the rank of Colonel (O-6) and below.

10.7.2.10. Service uniform (males). If worn, duty badges will be miniature in size. The first duty badge will be centered on the lower portion of the wearer's left pocket, between the left and right edges and bottom flap and pocket. The second badge will be worn on the wearer's right in the same relative position as the badge worn on the wearer's left, between the left and right edges and bottom flap and pocket. If authorized, center a third badge ½ inch above the name tag. If worn, the missile badge will only be worn on the wearer's left, left pocket, between the left and right edges and bottom flap and pocket. Excellence-in-competition badge is worn centered on top edge of left pocket flap. Command insignia pin is worn on the wearer's right side, centered ½ inch above the name tag for current commanders, centered below the name tag between the name tag and the button of the right pocket flap for graduated commanders. If duty badge is worn on the wearer's right side with command insignia pin, center duty badge ½ inch above command insignia pin (current commander) or center duty badge ½ inch below command insignia pin between the left and right edges and the bottom flap and pocket, for graduated commander. The command insignia pin is mandatory on all blue uniforms and is worn by all eligible commissioned officers in the rank of Colonel (O-6) and below.

10.7.2.11. Service uniform (females). If worn, duty badges will be miniature in size. The first duty badge will be centered on the wearer's right ½ inch above the name tag. The second badge will be worn ½ inch above the name tag and centered and spaced ½ inch apart from the first badge. If duty badge(s) are worn, the missile or excellence-in-

competition badge(s) will only be worn on the wearer's left, 1 ½ inches below the bottom of ribbons (if worn) and centered. If no duty badge(s) are worn, the missile badge and/or excellence-in-competition badge is worn on the wearer's right, ½ inch above name tag. Command insignia pin is worn on the wearer's right side, centered ½ inch above the name tag for current commanders or centered ½ inch below name tag for graduated commanders. If wearing one duty badge with command insignia pin, (current commanders) center duty badge ½ inch above command insignia pin. If two duty badges and the (current) command insignia pin are worn together, place command insignia pin ½ inch above name tag and place both duty badges ½ inch above command insignia pin, centered and spaced ½ inch apart. The command insignia pin is mandatory and is worn by all eligible commissioned officers in the rank of Colonel (O-6) and below.

10.7.2.12. Service uniform (maternity). If worn, duty badges will be miniature in size. The first duty badge will be centered on the wearer's right ½ inch above the name tag. The second badge will be worn ½ inch above the name tag and centered and spaced ½ inch apart from the first badge. If duty badge(s) are worn, the missile or excellence-in-competition badge(s) will only be worn on the wearer's left, 1 ½ inches below the bottom of ribbons (if worn) and centered. If no duty badge(s) are worn, the missile badge and/or excellence-in-competition badge is worn on the wearer's right, ½ inch above name tag. Command insignia pin is worn on the wearer's right side, centered ½ inch above the name tag for current commanders or centered ½ inch below name tag for graduated commanders. If wearing one duty badge with command insignia pin, (current commanders) center duty badge ½ inch above command insignia pin. If two duty badges and the (current) command insignia pin are worn together, place command insignia pin ½ inch above name tag and place both duty badges ½ inch above command insignia pin, centered and spaced ½ inch apart. The command insignia pin is mandatory on all blue uniforms and is worn by all eligible commissioned officers in the rank of Colonel (O-6) and below.

10.7.3. On all uniform combinations, males wear the missile badge or excellence-in-competition badge on the wearer's left side only.

10.7.4. Females have an option to wear the missile badge or excellence-in-competition badge in two locations. If a duty badge is worn, the missile badge or excellence-in-competition badge is worn on the wearer's left, if no duty badge is worn, the missile badge or excellence-in-competition badge is worn on the wearer's right.

10.7.5. When wearing three duty badges, the Office Secretary of Defense (OSD) or Joint Chief of Staff (JCS) identification badges have priority over the HAF badge.

10.7.6. All duty and excellence-in-competition badges are optional.

10.7.7. Aiguillettes. Aiguillettes distinguish officer aides and attachés. The aide to the President and Vice President of the US, White House social aides and aides to foreign heads of state, wear aiguillette on the right; other aides and attachés on the left. See [paragraphs 9.7.13 and 9.7.14](#) for wear criteria.

10.8. Establishing a New Badge.

10.8.1. Criteria for authority to wear existing badges is determined by the issuing organizations. See [paragraphs 10.2., 10.3. and 10.5.](#) for the list of organizations.

10.8.2. Modifications to existing organizational badges and/or creation of new organizational badges are submitted by the functional organizations listed in **paragraphs 10.2., 10.3. and 10.5.** Modifications to existing, and creation of new badges must be coordinated with AF/A1S.

10.8.3. Proposing creation of a new badge.

10.8.3.1. The functional community wishing to create a badge must contact the Institute of Heraldry (IOH), Ft Belvoir, VA. The IOH will assist with creation of the proposed design and provide a development cost estimate. If the functional community has already drafted a design, the IOH must review the design to ensure no encroachment on existing designs, etc.

10.8.3.2. When the proposed design is finalized, the responsible functional community prepares a staff summary sheet and coordinates the package with other functional communities who will be authorized to wear the new badge (if applicable).

10.8.3.3. Staff package is then coordinated through AF/A1S, AF/A1, CMSAF and SAF/MR, and finally approved by the CSAF.

10.8.3.4. Upon approval, the staff package will be returned to the functional organization requesting the new badge and a copy will be sent to the IOH.

10.8.3.5. The development cost of the new badges will be funded by the organization requesting the badge.

10.8.4. Funding.

10.8.4.1. The Air Force Virtual Uniform Board (AFVUB) will fund SecAF and CSAF directed badge development or changes.

10.8.4.2. Functional community proposing badge development, or changes to their existing badge, will fund all costs associated with proposed design and development.

10.8.4.2.1. Organizations will submit a DD Form 448, *Military Interdepartmental Purchase Request*, to the IOH Budget Office for estimated requested amount.

Chapter 11

AWARDS AND DECORATIONS

11.1. Wear Instructions .

11.1.1. Wear regular or miniature size medals and ribbons, except for the Medal of Honor (neck decoration).

11.1.2. Do not mix sizes.

11.1.3. Do not wear medals and ribbons on outer garments such as the pullover sweater, the cardigan sweater, the light-weight blue jacket, the leather A-2 flying jacket, the topcoat or the all-weather coat.

11.1.4. Wear only authorized awards and devices, when wearing medals and ribbons.

11.1.5. The lapel of the service coat may cover a portion of the ribbons.

11.2. Foreign Decorations. Foreign decorations are those proffered by foreign governments such as ribbons, medal devices, badges, sashes or neck-type decorations.

11.2.1. Air Force Instruction 36-2803, *The Air Force Awards and Decorations Program*, specifies how to accept foreign decorations and the authority required for award acceptance by Air Force members.

11.2.2. Member must have permission to wear foreign decorations they accept. Wear criteria depends on the type of device the decoration represents.

11.2.2.1. Wear sash, sunburst or neck-type foreign decorations with the formal dress uniform only, according to the customs of the awarding nation. Wear only one type at a time.

11.2.2.2. Wear medals and ribbons on the semi-formal, ceremonial, and service uniforms when they are the same size as Air Force medals and ribbons.

11.2.2.3. Wear badges or miniature medals on the formal dress or mess dress uniforms. Wear only one foreign badge (see paragraph 10.5.1.6. for additional information). When wearing more than one foreign decoration (miniature medal), wear them in the order earned.

11.2.3. Do not wear foreign decorations unless wearing other US military decorations and service medals.

11.2.4. When authorized more than one decoration, wear them in the order earned.

11.2.5. If authorized more than one foreign decoration from the same country, wear them in the order the country prescribes.

11.2.6. On special occasions and as a matter of courtesy to a given country, Airman may wear the decorations of that country ahead of all other foreign decorations.

11.3. Non-Air Force Service Awards . ANG members wear state decorations when serving in state status, but not while on federal active duty.

11.3.1. Wear other military service department awards not included in paragraph 11.5 below in the order the awarding Service prescribes.

11.3.2. Air Force awards take precedence over equal awards from other Services.

11.3.3. Wear awards for wars, campaigns and expeditions in the order earned.

11.3.4. The Army Valorous Unit and Meritorious Unit Commendation awards are larger than Air Force ribbons. When members wear these awards (Army version) with their Air Force ribbons, they must purchase ribbons that are the same size as their Air Force ribbons.

11.4. Wear of Awards and Decorations by Retirees and Honorably Discharged Veterans. Retired and honorably discharged Air Force members may wear full-size or miniature medals on civilian suits on the appropriate occasions such as Memorial Day and Armed Forces Day. Female members may wear full-size or miniature medals on equivalent dress. See [paragraphs 12.4. through 12.5.](#)

11.5. Order of Precedence. Wear the medal with the highest precedence nearest the lapel on the top row.

11.5.1. Medal of Honor.



11.5.2. Air Force Cross.



11.5.3. Distinguished Service Cross. (Army)



11.5.4. Navy Cross.



11.5.5. Defense Distinguished Service Medal.



11.5.6. Distinguished Service Medal.



Wear the Air Force Distinguished Service Medal (DSM) ahead of a Distinguished Service Medal awarded by the Army, Navy and Coast Guard.

11.5.7. Silver Star.



11.5.8. Defense Superior Service Medal.



11.5.9. Legion of Merit.



11.5.10. Distinguished Flying Cross.



11.5.11. Airman's Medal.



11.5.12. Soldier's Medal.



11.5.13. Navy-Marine Corps Medal.



11.5.14. Coast Guard Medal.



11.5.15. Bronze Star Medal.



11.5.16. Purple Heart.



11.5.17. Defense Meritorious Service Medal.



11.5.18. Meritorious Service Medal.



11.5.19. Air Medal.



11.5.20. Aerial Achievement Medal.



11.5.21. Joint Service Commendation Medal.



11.5.22. Air Force Commendation Medal.



11.5.23. Army Commendation Medal.



11.5.24. Navy Commendation Medal.



11.5.25. Coast Guard Commendation Medal.



11.5.26. Joint Service Achievement Medal.



11.5.27. Air Force Achievement Medal.



11.5.28. Army Achievement Medal.



11.5.29. Navy Achievement Medal.



11.5.30. Air Force Combat Action Ribbon.



11.5.31. Distinguished/Presidential Unit Citation.



11.5.32. Navy Presidential Unit Citation.



11.5.33. Joint Meritorious Unit Award.



11.5.34. Gallant Unit Citation.



11.5.35. Valorous Unit Award.



11.5.36. Meritorious Unit Award.



11.5.37. Air Force Outstanding Unit Award.



11.5.38. Air Force Organization Excellence Award.



11.5.39. Prisoner of War Medal.



11.5.40. Navy Unit Commendation.




11.5.41. Coast Guard Unit Commendation.



11.5.42. Meritorious Unit Commendation. (Army, Navy or Coast Guard)

11.5.43. Navy "E" Ribbon.



11.5.44. United States Nonmilitary Decorations. (listed below are a follow examples of awards by federal agencies). If Air Force members wear more than one, arrange in order of acceptance. If member wears two or more from the same agency, that specific agency decides the precedence.

11.5.44.1. Presidential Medal of Freedom.



11.5.44.2. National Security Medal.



11.5.44.3. Gold and Silver Lifesaving Medals.



11.5.44.4. NASA Distinguished Service Medal.



11.5.44.5. Public Health Service Decorations.

11.5.44.5.1. Distinguished Service Medal.



11.5.44.5.2. Meritorious Service Medal.



11.5.44.5.3. Commendation Medal.



11.5.44.6. US Maritime Service Decorations.

11.5.44.6.1. Distinguished Service Medal.



11.5.44.6.2. Meritorious Service Medal.



11.5.44.6.3. Mariner's Medal.



11.5.44.7. Do not wear these decorations unless Airmen wear US military decorations and service medals.

11.5.44.8. Ribbons must be the same size as Air Force ribbons.

11.5.44.9. Wear only those decoration and ribbons awarded by federal agencies and earned while in military service.

11.5.45. Combat Readiness Medal.



11.5.46. Air Force Good Conduct Medal.



11.5.47. Army Good Conduct Medal.



11.5.48. Navy Good Conduct Medal.



11.5.49. Marine Corps Good Conduct Medal.



11.5.50. Coast Guard Good Conduct Medal.



11.5.51. Air Reserve Forces Meritorious Service Medal.



11.5.52. Army Reserve Component Achievement Medal.



11.5.53. Naval Reserve Meritorious Service Medal.



11.5.54. Selected Marine Corps Reserve Medal.



11.5.55. Coast Guard Reserve Good Conduct Medal.



11.5.56. Outstanding Airman of the Year Ribbon.



11.5.57. Air Force Recognition Ribbon.



11.5.58. China Service Medal.



11.5.59. American Defense Service Medal.



11.5.60. Women's Army Corps Service Medal.



11.5.61. World War II Theater Campaign Medals.

11.5.61.1. American Campaign Medal.



11.5.61.2. European-African-Middle Eastern Campaign Medal.



11.5.61.3. Asiatic-Pacific Campaign Medal.



11.5.61.4. If authorized more than one, wear them in the order earned.

11.5.62. World War II Victory Medal.



11.5.63. Occupation Medal. (Army and Navy) Wear in order earned.



11.5.64. Medal for Humane Action.



11.5.65. National Defense Service Medal.



11.5.66. Korean Service Medal.



11.5.67. Antarctica Service Medal.



11.5.68. Armed Forces Expeditionary Medal.



11.5.69. Vietnam Service Medal.



11.5.70. Southwest Asia Service Medal.



11.5.71. Kosovo Campaign Medal.



11.5.72. Afghanistan Campaign Medal.



11.5.73. Iraq Campaign Medal.



11.5.74. Global War on Terrorism Expeditionary Medal.



11.5.75. Global War on Terrorism Service Medal.



11.5.76. Korean Defense Service Medal.



11.5.77. Armed Forces Service Medal.



11.5.78. Humanitarian Service Medal.



11.5.79. Military Outstanding Volunteer Service Medal.



11.5.80. Air and Space Campaign Medal.



11.5.81. Air Force Overseas Ribbons. (Shorts)



11.5.82. Air Force Overseas Ribbons. (Long)



11.5.83. Army Overseas Ribbon.



11.5.84. Air Force Expeditionary Service Ribbon.



11.5.85. Sea Service Deployment Ribbon. (Navy and Marine)



11.5.86. Coast Guard Special Operations Service Ribbon.



11.5.87. Coast Guard Sea Service Ribbon.



11.5.88. Air Force Longevity Service Ribbon.



11.5.89. Air Force Basic Military Training Instructor Ribbon.



11.5.90. Air Force Recruiter Ribbon.




11.5.91. Reserve Medals. (Armed Forces, Navy and Marines Corps)



Wear in order earned.

11.5.92. NCO PME Graduate Ribbon.



11.5.93. Army NCO Professional Development Ribbon.



11.5.94. Air Force BMT Honor Graduate Ribbon.



11.5.95. Coast Guard Reserve Honor Graduate Ribbon.



11.5.96. Small Arms Expert Marksmanship Ribbon.




11.5.97. Navy Pistol Shot Medal.



Only authorized by members who served in the US Navy.

11.5.98. Air Force Training Ribbon.



11.5.99. Army Service Ribbon.



11.5.100. Philippine Defense Ribbon.



11.5.101. Philippine Liberation Ribbon.



11.5.102. Philippine Independence Ribbon.



11.5.103. Merchant Marine Combat Bar.



11.5.104. Merchant Marine War Zone. Wear in order earned.

11.5.104.1. Merchant Marine Atlantic War Zone.



11.5.104.2. Merchant Marine Mediterranean-Middle East War Zone.



11.5.104.3. Merchant Marine Pacific War Zone.



11.5.105. Foreign Decorations. See [paragraph 11.2](#).

11.5.106. Philippine Presidential Unit Citation.



11.5.107. Republic of Korea Presidential Unit Citation.



11.5.108. Other Foreign Unit Citations. See [paragraph 11.2](#).

11.5.108.1. Vietnam Gallantry Cross.



11.5.108.2. Vietnam Presidential Unit Citation.



11.5.108.3. Vietnam Wound Medal.



11.5.108.4. RVN Armed Forces Honor Medal.



11.5.108.5. Vietnam Gallantry Cross Unit Citation.



11.5.108.6. Vietnam Civil Actions Unit Citations.



11.5.109. United Nations Service Medal.



11.5.110. United Nations Medal.



11.5.111. NATO Medals: Please see AFI 36-2803 for information on wear of NATO medal.

11.5.112. DELETE

11.5.113. Multilateral Organization Awards.

11.5.113.1. Multinational Force & Observers Medal.



11.5.113.2. Inter-American Defense Board Medal.



11.5.113.3. Wear in the other earned and ensure medals are the same size as Air Force ribbons.

11.5.114. Republic of Vietnam Campaign Medal.



11.5.115. Kuwait Liberation Medal. (Kingdom of Saudi Arabia)



11.5.116. Kuwaiti Liberation Medal. (Government of Kuwait)

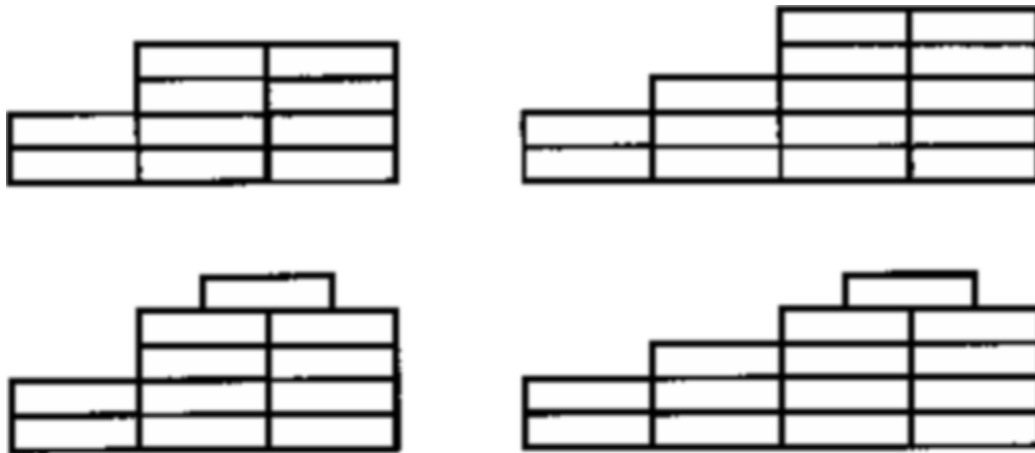


11.5.117. Republic of Korea War Service Medal.

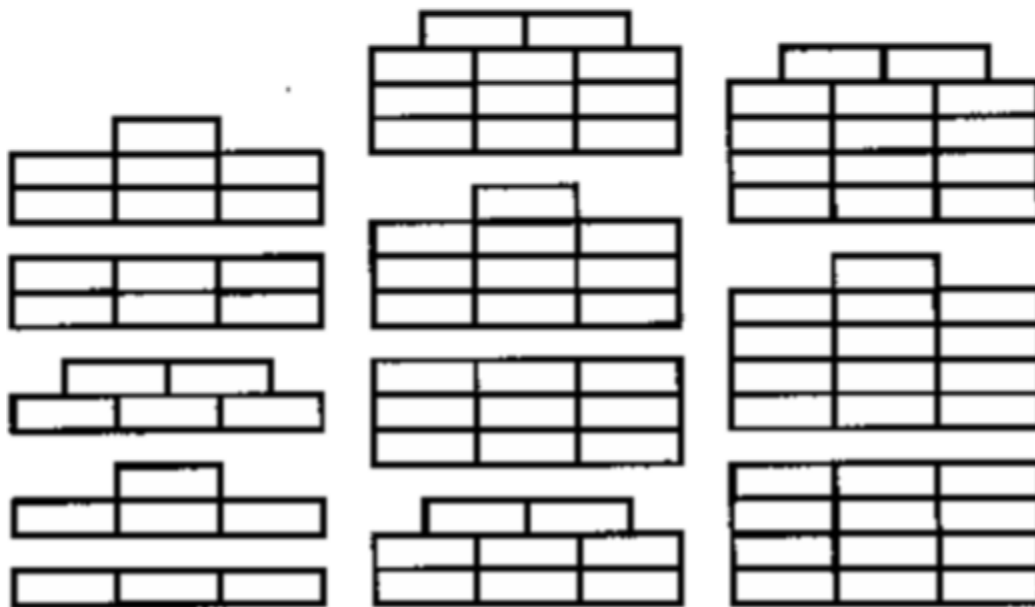


11.5.118. Foreign Service Medals. Must meet conditions in AFI 36-2803. When authorized to wear more than one, wear in the order earned.

Figure 11.1. Arrangement of Ribbons



NOTE: Variations of ribbon placement when lapel of service dress coat covers portions of ribbons.



NOTE: Variations of ribbons when lapel of service dress coat does not cover ribbons or when wearing ribbons on other service uniforms.

11.6. Description of Medals and Ribbons. Miniature medals are approximately $\frac{1}{2}$ the size of regular medals. *Note:* The Medal of Honor is always regular size. Regular-size ribbons are $1\frac{3}{8}$ x $\frac{3}{8}$ inches and miniature ribbons are $\frac{11}{16}$ x $\frac{3}{8}$ inches.

- 11.6.1. Affix ribbons to the uniform using a detachable, metal or plastic clip device.
- 11.6.2. Keep ribbons clean and unfrayed.
- 11.6.3. Ribbons will not have a visible protective coating.

11.6.4. There is no space between the rows of ribbons.

11.7. Devices on Medals and Ribbons. Wear a maximum of four devices on each ribbon.

11.7.1. Wear regular devices on regular medals and regular ribbons. Wear all the same size devices.

11.7.2. Wear miniature devices on miniature medals and miniature ribbons. Wear all the same size devices.

11.7.3. Replace the bronze device with a silver device after receipt of the fifth bronze device.

11.7.4. Place silver devices to the wearer's right of bronze devices.

11.7.5. Place clusters horizontally and tilt slightly downward to the wearer's right to allow maximum number of clusters and other devices on the ribbon. Tilt all or none.

11.7.6. On medals, place clusters vertically with silver clusters and stars above similar bronze devices.

11.7.7. If all authorized devices do not fit on a single ribbon, wear a second ribbon. Wear a minimum of three devices on the first ribbon before wearing a second ribbon. When wearing the second ribbon, place after the initial ribbon (on wearer's left). Both ribbons count for one award. If future awards reduce devices to a single ribbon, remove the second ribbon.

11.7.8. Methods of affixing devices on medals and ribbons.

11.7.8.1. A separate device. When affixing separate devices to a ribbon, center device and space equally.

11.7.8.2. Single-constructed devices (two or more devices manufactured together). If using single-constructed device on one ribbon, use same size device on all ribbons. Separate devices if the combination of devices authorized is not available as a single-constructed device. In this event, place the device close to one another so they give the appearance of a single-constructed device as long as the devices are the same; i.e., bronze cluster and silver cluster.

11.7.8.3. Wear only separate devices on medals. Wear maximum of four unless wearing more prevents adding a second medal. Place silver clusters, stars, etc., above similar bronze devices.

11.7.8.4. Wear ribbons awarded by other Services with appropriate devices that Service authorized.

11.7.9. Types of devices.

11.7.9.1. Airplane, C-54 (Gold).



The device is only worn with the Army of Occupation Medal to denote service of 90 consecutive days in direct support of the Berlin Airlift (June 26, 1948 to Sept 30, 1949).

11.7.9.2. Arrowhead, (Bronze).



The arrowhead denotes participation in a combat parachute jump, combat glider landing or amphibious assault landing. The arrowhead points up and is worn to the wearer's right of any service stars. The device is only worn on the European-African-Middle Eastern Campaign Medal, the Asiatic-Pacific Campaign Medal and the Korean Service Medal.

11.7.9.3. Antarctica Service Medal Clasp and disc. The Antarctica Service Medal Clasp, with the words "Wintered Over," is only worn on medal's suspension ribbon. The discs are authorized for people who stayed on the continent during winter. They are worn on the service ribbon in the same manner as the clasps. Bronze - 1 winter, Gold - 2 winters, Silver - 3 winters.

11.7.9.4. Germany and Japan Clasps.



Clasps authorized for wear on the Army of Occupation Medal. The inscriptions "Germany" or "Japan" signify in what area of occupation recipient served.

11.7.9.5. "A" Device.



The "A" device or Arctic Service Device, when worn with oak leaf clusters, is worn to the wearer's right of such clusters. The device is worn only with the Air Force Overseas Ribbon Short Tour and is authorized for people who completed a short tour north of the Arctic Circle.

11.7.9.6. "M" Device.



The "M" device is only worn with the Armed Forces Reserve Medal to denote active duty status for at least one day during a contingency.

11.7.9.7. "V" Device.



The "V" device represents valor and does not denote an additional award. Only one may be worn on any ribbon. When worn on the same ribbon with clusters, it is worn to the wearer's right of such clusters.

11.7.9.8. Numeral Device (Bronze).



When worn on the Multinational Force & Observation Medal or Army Air Medal, the device denote repeated decorations of the same award and appears as Arabic block numerals on the medal or ribbon. When worn on the Armed Forces Reserve Medal, the device denotes the number of times mobilized for active duty.

11.7.9.9. Hourglass Device.



The hourglass is only worn with the Armed Forces Reserve Medal in bronze for 10 years of service, silver for 20 years of service and gold for 30 years of service.

11.7.9.10. Bronze and Silver Stars.



The bronze service star represents participation in campaigns or operations multiple qualifications or an additional award to any of the various ribbons on which it is authorized. The silver service star is worn in the same manner as the bronze star, but each silver star is worn in lieu of five bronze stars. When worn together on a single ribbon, the silver star(s) will be worn to the wearer's right of any bronze star(s).

11.7.9.11. Bronze and Silver Oak Leaf Clusters.



The bronze oak leaf cluster represents second and subsequent entitlements of awards. The silver oak leaf cluster represents sixth, 11th, etc., entitlements of in lieu of five bronze oak leaf clusters. Silver oak leaf clusters are worn to the wearer's right of any bronze oak leaf clusters on the same ribbon.

11.7.9.12. Palm Tree with Swords.



The device is awarded to Airman who performed duty in support of Operation Desert Storm and the liberation of Kuwait, in the following areas: The Persian Gulf, the Red Sea, the Gulf of Aden, Iraq, Kuwait, Saudi Arabia, Oman, Bahrain, Qatar and the United Arab Emirates, between 17 January 1991 to 28 February 1991. The device is only worn on the Kuwait Liberation Medal (Saudi Arabia).

11.7.9.13. 1960 Bar Date.



The bar displays the date of 1960 followed by a dash and a blank space. The device is issued with the Vietnam Campaign Medal.

11.7.9.14. Palm, (Bronze).



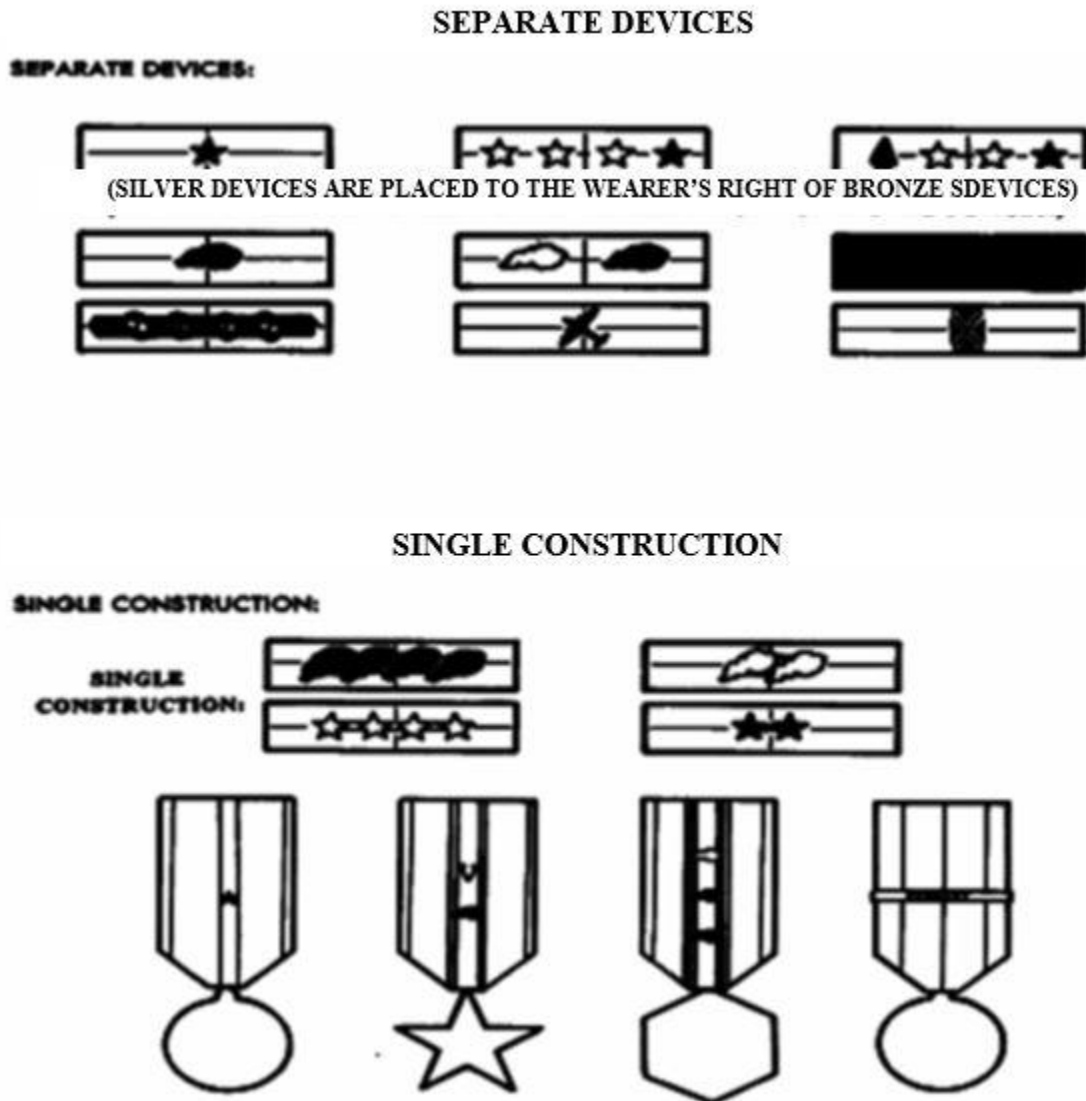
The bronze palm device is worn upon initial issue of the Vietnam Gallantry Cross Unit Citation and the Vietnam Civil Actions Unit Citation.

11.7.9.15. The Gold Border.



The gold border/frame is a device for ribbon awards only. Gold borders are not authorized to be attached to medals. Gold border awarded to Airman who participate in combat operations in a designated combat zone.

Figure 11.2. Placement of Devices on Medals and Ribbons.



11.8. Placement of Medals on Civilian Dress Coat or Jacket.

11.8.1. Civilian Evening Dress (men). Wear miniature medals parallel to the ground on wearer's left side of coat or jacket and align the top of the suspension medal of the top row with (not above) the top of the pocket.

11.8.2. Civilian Black Tie. Wear miniature medals parallel to the ground on wearer's left side of coat or jacket and center the holding bar of the bottom row of medals immediately above the pocket.

11.8.3. Wear of miniature medals is designed for a mounting bar.

11.8.4. Do not wear pocket-handkerchief, when wearing medals above the left pocket.

11.8.5. The Medal of Honor is worn in regular-size only, from the neckband ribbon.

11.8.5.1. Place the ribbon around the neck outside the shirt collar and inside the coat or jacket collar.

11.8.5.2. Wear authorized foreign neck decorations beneath the Medal of Honor.

Chapter 12

RESERVE, AIR NATIONAL GUARD, RETIRED AND SEPARATED PERSONNEL

12.1. Reserve Personnel .

12.1.1. Reservists on active duty will conform to the same standards of appearance, military customs, practices and conduct in uniform prescribed for active duty members when participating in short or long (extended) periods of active duty, to include active duty training time.

12.1.2. Reservists not on extended active duty.

12.1.2.1. Residing in the U.S., its territories or possessions.

12.1.2.1.1. May wear the uniform when participating in authorized inactive duty training, unit training assemblies or equivalent training.

12.1.2.1.2. May wear the uniform when engaged in military flying activities, including traveling as a passenger on military aircraft.

12.1.2.1.3. May wear the uniform on occasions of military ceremonies.

12.1.2.1.4. May wear the uniform to social functions and informal gatherings of a military nature.

12.1.2.1.5. May wear the uniform when engaged in military instruction.

12.1.2.1.6. May wear the uniform when responsible for military discipline at an educational institution.

12.1.2.2. Residing outside the U.S., its territories or possessions.

12.1.2.2.1. May wear the uniform when authority is granted by the Secretary of the Air Force.

12.1.2.2.2. May wear the uniform at military ceremonies or other functions of a military nature, provided authority is granted; such authority may be obtained by reporting to the nearest military attaché.

12.1.3. An Airman with the Air Force Reserve commission program may wear the uniform of his/her Reserve rank when attending meetings or functions of associations formed for military purposes (membership will be mostly officers or former officers).

12.2. Air National Guard (ANG) Personnel.

12.2.1. IAW Title 10, U.S.C., Section 722. Air National Guard members on active duty will conform to the same standards of appearance, military customs, practices and conduct in uniform prescribed for active duty members when participating in short or long (extended) periods of active duty, to include active duty training time.

12.2.2. Air National Guard technicians may wear the uniform according to ANG regulations while performing air technician duties, however, guard members do not receive a uniform allowance for voluntarily wearing the uniform.

12.2.3. State-appointed ANG officers without federal recognition do not wear the uniform or any distinctive uniform item. Newly appointed ANG officers granted temporary recognition by a federal recognition board wear the uniform.

12.2.4. Enlisted ANG members wear the uniform on enlistment.

12.2.5. Upon written request of the governor and the consent of the Air Force Chief of Staff, the Chief of the National Guard Bureau authorizes a state adjutant general, who holds a federally commissioned status in the Air Force, to wear the rank insignia of his or her state-appointed rank while occupying the federally recognized position on the state headquarters unit manning documents, provided that rank does not exceed Major General.

12.3. Air Reserve Technician. Will wear the uniform while performing duties in civil service status as an Air Reserve technician.

12.4. Retired Personnel.

12.4.1. Retirees may wear the authorized uniform prescribed at the date of member's retirement or any of the uniforms authorized for current active duty personnel, including the dress uniforms. Do not mix uniforms.

12.4.2. Retirees who had an assignment prior to retirement that included command at squadron, group or wing level are authorized to wear the Command insignia pin on the left lapel.

12.4.3. If member's last assignment prior to retirement was a First Sergeant and/or Command Chief, the member is authorized to wear appropriate chevrons in all instances the uniform is worn.

12.4.4. Retirees may wear the retired lapel pin on civilian and/or military attire. The retired lapel pin is placed on the left lapel. If member is authorized to wear the Command insignia pin, it is placed on the left lapel of civilian attire, below the retired lapel pin.

12.4.5. May wear full-size or miniature medals on civilian suits or equivalent dresses on appropriate occasions such as Memorial Day and Armed Forces Day.

12.4.6. May wear the uniform at occasions of military ceremonies.

12.4.7. May wear the uniform at military funerals, weddings, memorial services and inaugurations.

12.4.8. May wear the uniform at patriotic parades on national holidays, other military parades or ceremonies in which any active or Reserve U.S. Military unit is taking part.

12.4.9. May wear the uniform at educational institutions when engaged in giving military instructions or responsible for military discipline.

12.4.10. May wear the uniform at social or other functions when the invitation has been influenced by the member's active military service.

12.4.11. May wear the uniform when traveling to or from any function listed above when travel is within 24 hours of the scheduled function.

12.4.12. Members of the reserve components who are eligible to retire but are not at mandatory age (60 years) do not wear the uniform while traveling on military aircraft.

12.5. Medal of Honor Recipients. May wear the uniform at any time **Chapter 1** does not prohibit wear.

12.6. Separated Personnel.

12.6.1. Honorably discharged Air Force personnel (including service with an air component of the Army before the Air Force was established and other than retired, Reserve or ANG with war time service, during a declared or undeclared war), may wear the authorized uniform prescribed at the date of member's discharge or any of the uniforms authorized for current active duty personnel, including the dress uniforms. Do not mix uniforms.

12.6.1.1. Honorably discharged members who served during World War II wear the Honorable Discharge Emblem on the left lapel.

12.6.1.2. May wear full-size or miniature medals on civilian suits or equivalent dresses on appropriate occasions such as Memorial Day and Armed Forces Day.

12.6.1.3. May wear the uniform at military funerals, memorial services and inaugurals.

12.6.1.4. May wear the uniform at patriotic parades on national holidays, other military parades or ceremonies in which any active or Reserve U.S. Military unit is taking part.

12.6.1.5. May wear the uniform on any occasion recognized by the Secretary of Defense in DODI 1334.1 or when authorized by law.

12.6.2. Discharged Air Force personnel (other than retired, Reserve or ANG without war time service) may wear the authorized uniform from place of discharge to home, within three months after discharge. The member will wear the highest rank authorized on date of separation. Do not mix uniforms.

12.6.2.1. Installation commanders authorize such separatees to use military clothing sales stores (MCSS) to purchase uniforms and accessories required for special occasion such as military funerals, parades or other ceremonies.

12.6.2.2. Separatees purchase only the service dress or mess dress uniforms and accessories.

12.6.2.3. Separatees may not purchase items commonly available from commercial sources. MCSS establish adequate controls over quantities of uniform items each separatee purchases.

12.6.2.4. Commanders ensure separatees present proof of honorable discharge under honorable conditions and know current uniform and grooming standards.

12.6.3. **(Added-EGLINAFB)** If the unit Commander determines the discharge meets the criteria outlined in AFI 36-3014 (Clothing Allowances for Air Force Personnel), Department of Defense Instruction 1332.14 (section 5 – 13) and Department of Defense Instruction 1338.18, the individuals being discharged will be required to give uniform items to the unit First Sergeant. Once the uniforms have been collected, the First Sergeant can donate them to other members in the unit or to the Airman's Attic.

Chapter 13

UNIFORM POLICY CHANGES

13.1. Supplements. MAJCOMs may supplement this publication. Organizations not reporting to a MAJCOM may supplement this publication. Changes to this publication will be updated in supplements to this publication within 180 days IAW AFI 33-360, *Publications and Forms Management*.

13.2. Air Force Virtual Uniform Board (AFVUB). Uniform Change Requests (UCRs) will be submitted through the Air Force Innovative Development Through Employee Awareness (IDEA) Program Database System. Submissions will be reviewed by the AFVUB, DCS, Manpower, Personnel & Services, and Chief Master Sergeant of the Air Force with recommendations submitted to the CSAF for final decision. Approved changes will be made via policy message until an Interim Change (IC) or re-write is published.

13.2.1. The AFVUB Process.

13.2.1.1. UCRs must be submitted via the UCR Module in the IPDS.

13.2.1.2. Each UCR may only have one uniform proposal. Every proposed change or new item element must be its own individual UCR.

13.2.1.3. UCRs must not duplicate or propose a similar recommendation as another UCR from the same Uniform Board session.

13.2.1.4. The Air Force Manpower Agency (AFMA) will determine eligibility on all UCRs, by eliminating exact duplications. AFMA will forward UCRs to AF/A1SUO for considerations.

13.2.1.5. UCRs determined eligible for consideration by AF/A1SO will be forwarded to a group of advisors, consisting of representatives from the Defense Supply Center Philadelphia (DSCP), the Army Air Force Exchange Service (AAFES), AF/A1SOU, and the Air Force Materiel Support Division. These advisors are responsible for determining if there is a capability to support a recommendation or to make it a reality over time.

13.2.1.6. After the advisor's initial review and comments, the UCRs and advisor's comments are forwarded to the MAJCOMS/DRU/FOAs. MAJCOM/DRU/FOAs recommend which UCRs will be forwarded to the AFVUB for consideration.

13.2.1.7. After MAJCOM/DRU/FOA recommendations, the UCRs are then consolidated and quality reviewed prior to forwarding to the AFVUB. The AFVUB evaluates each UCR and makes recommendations to the CSAF.

13.2.2. New UCRs submitted after the cut-off date and/or during an active AFVUB being convened will be held over and considered by the next AFVUB.

13.2.3. All UCRs are considered outside the submitter(s) job responsibility.

13.2.4. Base Individual Program Managers (IPMs) will validate and accomplish award payment requests for approved UCRs.

13.2.5. Submitters do not retain ownership rights for UCRs.

13.2.6. General responsibilities and authorities:

13.2.6.1. AF/A1 administers the change process through the AFVUB, serves as AFVUB chairperson, establishes military dress and appearance policies, and establishes uniform clothing allowance.

13.2.6.1.1. Notifies SAF/AQ and AF/A4 of recommendations approved by the Chief of Staff that require follow-up.

13.2.6.1.2. Coordinates with the Institute of Heraldry to design and develop badges and insignia resulting from the AFVUB.

13.2.6.2. SAF/AQ monitors the acquisition process and provides the assistance necessary to meet the requirements of DoD and Air Force acquisition directives.

13.2.6.3. AF/A4L monitors the supply and establishes up-front Defense Personnel Support Center (DPSC) procurement funding policies in conjunction with Air Staff and MAJCOM functional managers. (AFI 23-101 OPR)

13.2.6.4. Air Force Materiel Command (AFMC) acquires new uniform items for the inventory, monitors the supply and provides a HQ AFMC focal point to manage the acquisition process. (AFI 23-101 OPR)

13.2.6.5. Army and Air Force Exchange Service (AAFES), through local Military Clothing Sales Stores, distribute uniform clothing apparel and accessories. AAFES and AF/A4L will establish a memorandum of understanding to document uniform clothing procurement and sales policies. (AFI 23-101 OPR)

13.2.6.6. Defense Logistics Agency – Troop Support, as part of the Defense Logistics Agency, procures, stores, and supplies wholesale stocks of clothing and textile materials.

13.3. Out-of-Cycle Request. Out-of-cycle requests are requests received from MAJCOM Commanders and 2-digit Air Staff/Secretariat Principals. Requests are submitted via an electronic Staff Summary Sheet (eSSS) to the HQ USAF/A1SOU Workflow Box (afa1sou.workflow@pentagon.af.mil) for processing. Changes will either be reviewed by the HQ USAF/A1s or CSAF for a final decision. Approved changes will be made via policy message until an Interim Change (IC) or re-write is published.

13.4. Functional Authority. Changes impacting Air Force uniforms by either removing or replacing a uniform item with a functional clothing item will receive coordination from the HQ USAF/A1 prior to approval.

13.5. Exception-to-Policy. All exception-to-policy requests will be submitted through MAJCOM/A1 channels (chain of command) to the HQ USAF/A1SOU Workflow Box (afa1sou.workflow@pentagon.af.mil) for processing.

13.6. Air Force Academy Uniform Board. The Superintendent, United States Air Force Academy (USAFA), appoints an Air Force Academy Cadet Uniform Board to review all proposed changes to Air Force cadet and preparatory school student uniforms. The Superintendent may approve changes regarding USAFA cadet and preparatory student uniform accessories and insignia, but must send other proposed changes to the Chief of Staff, USAF, for final approval. Proposed changes to the standard Air Force uniform or wear criteria are submitted directly to the AFVUB.

13.7. Test Uniforms. Airmen wear test uniform items as part of an AF/A1 or AFMC/ASC authorized test program. Individuals, units, groups, wings, etc. are not authorized to initiate test programs for uniform items. Unless otherwise directed, Airmen may wear test uniform items provided for Air Force use after the test period. AF/A1 determines which individuals, units, or commands will test new uniform items.

DARRELL D. JONES, Lt General, USAF
DCS, Manpower, Personnel, and Services

(EGLINAFB)

CHRISTOPHER P. AZZANO
Brigadier General, USAF
Commander

Attachment 1

GLOSSARY OF REFERENCES AND SUPPORTING INFORMATION

References

AFPD 36-29, *Military Standards*, 29 October 2009

(Added-EGLINAFB) AFI36-2903, IC 4, Dress and Personal Appearance of Air Force Personnel, 28 May 15

(Added-EGLINAFB) AFI 31-122, *Department of the Air force Civilian Police/Security Guard (DAF CP/SG) Program*

(Added-EGLINAFB) AFI 36-3014, Clothing Allowance for Air Force Personnel, 23 November 2015

(Added-EGLINAFB) AFI36-2903, IC 4, Dress and Personal Appearance of Air Force Personnel, 28 May 15

AFI 11-202V3, *General Flight Rules*, 22 Oct 2010

AFI 11-301V1, *Flying Operations*, 25 February 2009

AFI 11-401, *Aviation Management*, 10 December 2010

AFI 11-402, *Aviation and Parachutist Service, Aeronautical Ratings and Badges*, 13 December 2010

AFI 33-363, *Management of Records*, 1 March 2008

AFI 34-1201, *Protocol*, 4 October 2006

AFI 36-2109, *Chief Master Sergeant of the Air Force and Command Chief Master Sergeant Programs*, 13 August 2007

AFI 36-2113, *The First Sergeant*, 19 December 2007

AFI 36-2241, *Professional Development Guide*, 1 July 2009

AFI 36-2803, *The Air Force Awards and Decorations Program*, 15 June 2001

AFI 36-3014, *Clothing Allowances for Air Force Personnel*, 22 May 2007

AFI 36-801, *Uniforms for Civilian Employees*, 29 April 1994

AFI 52-102V1, *Chaplain Professional Development*, 5 October 2007

AFI 52-102V2, *Chaplain Assistant Professional Development*, 24 April 2009

(Added-EGLINAFB) Air Force Guidance Memorandum to AFI 36-2903, *Dress and Personal Appearance of Air Force Personnel*, 09 Feb 2017

AFMAN 31-201V3, *Flight Operations*, 24 August 2009

(Added-EGLINAFB) AFI36-2903_AFGM2017-01,

(Added-EGLINAFB) 96 CES EODOI 32-3001, *Explosive Ordnance Disposal*

(Added-EGLINAFB) 96 SFS SFOI 31-131, *Flight Operations Procedures*

(Added-EGLINAFB) AFI36-2903_AFGM2017-01,

(Added-EGLINAFB) Department of Defense Instruction 1332.14, Enlisted Administrative Separations, 4 December 2014

DoDI 1334.1, *Wearing of the Uniform*, 26 October 2005

DoDI 1300.17, *Accommodation of Religious Practices Within the Military Services*, 10 February 2009

Department of Defense (DoD) foreign clearance guide

(Added-EGLINAFB) EOD Publication 60A-1-1-22, *General EOD Safety Precautions*

(Added-EGLINAFB) National Fire Protection Association (NFPA) 472, *Standard for Competence of Responders to Hazardous Materials/Weapons of Mass Destruction Incidents*

T.O.14P3-1-112, *Maintenance Instructions Nomex Flight Gear, Coveralls, Gloves and Jacket*
Chapter 1, Title 4, United States Code

(Added-EGLINAFB) U.S Department of Justice (DoJ)/Federal Bureau of Investigation (FBI), *Guidelines for Bomb Technicians*

Prescribed Forms

AF Form 4428, *Air Force Tattoo/Brand/Body Marking Screening/Verification Form*

Adopted Forms

AF Form 847, *Recommendation for Change of Publication*

Acronyms and Abbreviations

AAFES—Army and Air Force Exchange Services

ABU—Airman Battle Uniform

AC—Administrative Change

ACC—Air Combat Command

AD—Active Duty

AETC—Air Education and Training Command

AF—Air Force

AFB—Air Force Base

AFCFM—Air Force Career Field Manager

AFCYBER—Air Force Cyber Command

AFI—Air Force Instruction

AFMAN—Air Force Manual

AFMA—Air Force Manpower Agency

AFMC—Air Force Material Command

AFOSI—Air Force Office of Special Investigations
AFPC—Air Force Personnel Center
AFPD—Air Force Policy Directive
AFR—Air Force Reserve
AFRC—Air Force Reserve Command
AFROTC—Air Force Reserve Officer Training Corps
AFS—Air Force Specialty
AFSC—Air Force Specialty Code
AFSOC—Air Force Special Operations Command
AFSPC—Air Force Space Command
AFVUB—Air Force Virtual Uniform Board
AMC—Air Mobility Command
AMLO—Air Mobility Liaison Officer
ANG—Air National Guard
AOR—Area of Responsibility
APECS – All—Purpose Environmental Clothing System
ARC—Air Reserve Component
BDU—Battle Dress Uniform
CAC—Common Access Card
CAFSC—Career Air Force Specialty Code
CCDR—Combatant Commander
CEM—Chief Enlisted Manager
CFETP—Career Field Education and Training Plan
CGO—Company Grade Officer
CMSAF—Chief Master Sergeant of the Air Force
COCOM—Combatant Command
CSAF—Chief of Staff of the Air Force
CC—Commander
CCC—Command Chief / Senior Enlisted Leader / Senior Enlisted Advisor
CL—Civilian Leader / Director
CSS—Commander Support Staff
DAFSC—Duty Air Force Specialty Code

DCS—Deputy Chief of Staff

(Added-EGLINAFB) DFC—Defense Flight Commander

DoD—Department of Defense

DoDD—Department of Defense Directive

DoDI—Department of Defense Instruction

DOS—Date of Separation

DRU—Direct Reporting Unit

DSCP—Defense Supply Center Philadelphia

ECWCS—Extended Cold Weather Clothing System

EOD—Explosive Ordnance Disposal

EM—Emergency Management

ETP – Exception-to—Policy

FA—Fitness Assessment

(Added-EGLINAFB) FDU—Flight Duty Uniform

FOA—Field Operating Agency

(Added-EGLINAFB) FR—OEFCP – Flame Resistant Operation Enduring Freedom Camouflage Pattern

FSS—Force Support Squadron

GCC—Geographic Combatant Commander

HAF—Headquarters Air Force

HQ—Headquarters

IAW—In Accordance With

IC—Interim Change

IDEA—Innovated Development through Employee Awareness

IEE—Individual Equipment Element

IPM—Individual Program Manger

IPDS—IDEA Program Data System

(Added-EGLINAFB) IR—Infrared

IRS—Improved Rain Suit

JCS—Joint Chiefs of Staff

JFACC—Joint Forces Air Component Commander

JFC—Joint Force Commander

MAJCOM—Major Command

MCSS—Military Clothing Sales Store
MPF—Military Personnel Flight
NAF—Numbered Air Force
NATO—North Atlantic Treaty Organization
NGB—National Guard Bureau
NORAD—North American Aerospace Defense Command
(Added-EGLINAFB) OIC—Officer in Charge
OPR—Office of Primary Responsibility
OSD—Office of the Secretary of Defense
PACAF—Pacific Air Forces
PAFSC—Primary Air Force Specialty Code
PCA—Permanent Change of Assignment
PCS—Permanent Change of Station
PME—Professional Military Education
PTU—Physical Training Uniform
ROTC—Reserve Officer Training Corps
SECAF—Secretary of the Air Force
SECDEF—Secretary of Defense
SPDP—Space Professional Development Program
SPFA—Space Professional Functional Authority
SPMO—Space Professional Management Office
SSS—Staff Summary Staff
TDY—Temporary Duty
UCMJ—Uniform Code of Military Justice
UCR—Uniform Change Request
UN—United Nations
(Added-EGLINAFB) UOD—Uniform of the Day
US—United States
USAF—United States Air Force
USAFA—United States Air Force Academy
USAFE—United States Air Forces in Europe
USC—United States Code

USCENTCOM—United States Central Command

USEUCOM—United States European Command

USJFCOM— United States Joint Forces Command

USNORTHCOM—United States Northern Command

USPACOM— United States Pacific Command

USSOCOM— United States Special Operation Command

USSOUTHCOM— United States Southern Command

USSTRATCOM—United States Strategic Command

USTRANSCOM— United States Transportation Command

VUB—Virtual Uniform Board

Attachment 2
RANK INSIGNIA

OFFICER



General



Lieutenant General



Major General



Brigadier General



Colonel



Lieutenant Colonel



Major



Captain



First Lieutenant



Second Lieutenant

ENLISTED



Chief Master Sergeant of the Air Force



Senior Master Sergeant



Technical Sergeant



Senior Airman



Chief Master Sergeant



Master Sergeant



Staff Sergeant

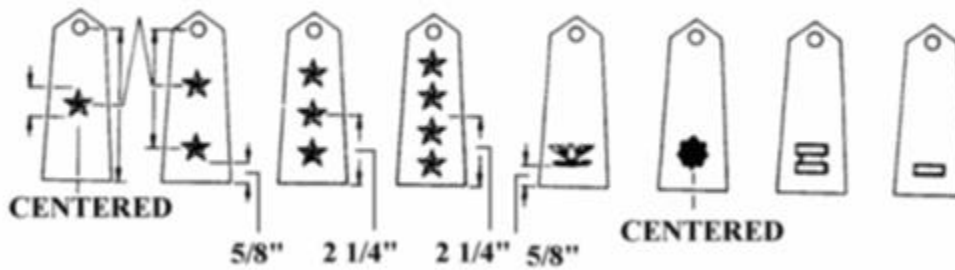


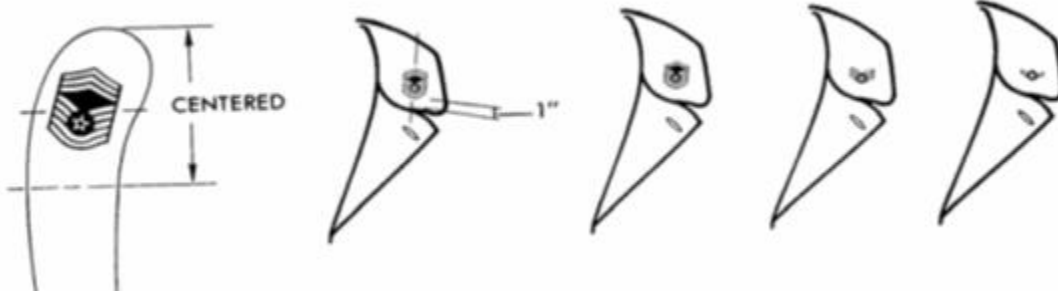
Airman First Class



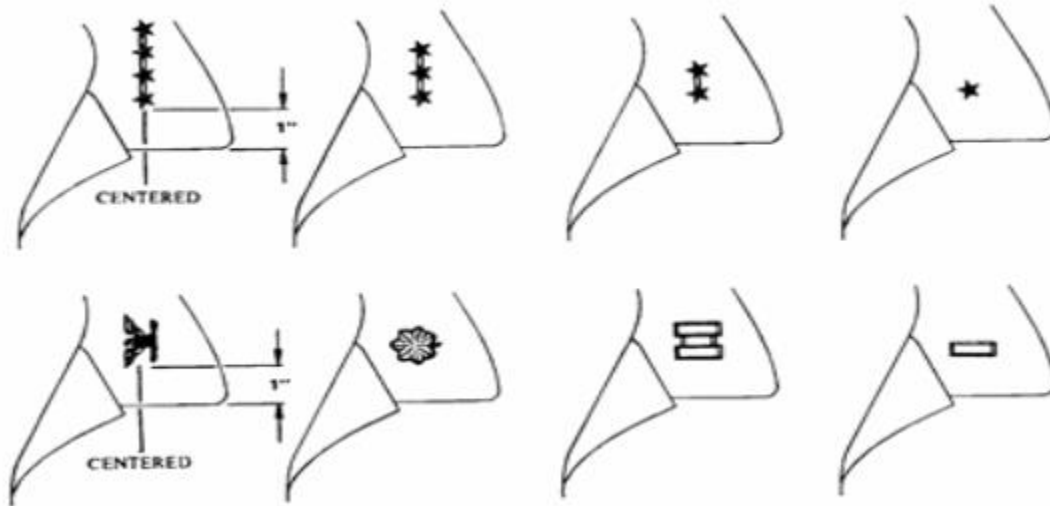
Airman

Proper Placement of Officer and Enlisted Rank Insignia





Officer Rank Insignia Placement on ABU Shirt



Attachment 3

OCCUPATIONAL BADGES

(Current as of 21 May 2011)



Acquisitions & Financial Mgmt



Air Traffic Control & Control



Band



Chaplain Assistant



Civil Engineer



Command



Communications & Information



Cyberspace Operator



Cyberspace Support



Emergency Management



Explosive Ordnance Disposal



Force Protection



Force Support



Historian



Intelligence



Judge Advocate



Logistics Plans Officer



Logistics Readiness



Maintenance & Personnel



Manpower



Meteorologis



Operation Support



Parachutist



Paralegal



Public Affairs



Services



Space



Space & Missile



Supply & Fuels



Transportation



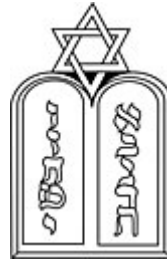
Weapons Director



Buddhist Chaplain



Christian Chaplain



Jewish Chaplain



Muslim Chaplain



Biomedical Service Corps



Dental Corps



Enlisted Medical



Medical Corps



Medical Service Corps



Nurse Corps



Air Battle Manager



Astronaut



Officer Aircrew



Enlisted Aircrew



Flight Nurse



Flight Surgeon



Navigator



Pilot



Sensor Operator



Unmanned Aircraft Systems



Missile Operations

**Attachment 4
DUTY BADGES**

(Various badges, not all inclusive)



Force Protection



Fire Protection Shield



Command Insignia Pin



Presidential Service



Vice Presidential Service



Office of the Secretary of Defense



Joint Chief of Staff



Headquarters Air Force



Permanent Professor
Air Force Academy



Air Force
Recruiting Service



Air Force Reserve
Recruiting Service



Air National Guard
Recruiting Service



Air Education & Training Command Base Honor Guard
Instructor

(Various Unified Command badges, not all inclusive)

United States Africa Command United States Central Command United States European Command
United States Joint Forces Command United States Northern Command United States Pacific Command
United States Southern Command U. S. Special Operations Command United States Strategic Command



United States Transportation Command

Duty Badges not to scale

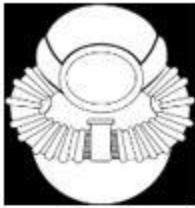
Attachment 5

QUALIFICATION BADGES & GRADUATE PATCHES

(Examples – Not All Inclusive)

AIR FORCE

Scuba Badge



Test Pilot School Patch



Weapons Instructor Course Graduate Patch



Air Force Distinguished Pistol Shot Badge



Bronze Air Force Excellence-in-Competition Badge



Silver Air Force Excellence-in-Competition Badge



Combat Infantryman Badge



Combat Medal Badge



Air Assault Badge



Expert Infantryman Badge



Parachutist Badge
(Levels: Basic, Senior, Master)



Parachute Rigger Badge



Military Free Fall Parachutist Badge



Army Aviator Badge



Diver Badge
(Types: Salvage, Second-Class, First-Class, Master)



Special Operations Diver Badge
(Levels: Basic, Supervisor)



Explosive Ordnance Disposal Badge
(Levels: Basic, Senior, Master)



Pathfinder Badge



Ranger



Airborne



Sapper



Special Forces



NAVY

Aviation Warfare Insignia



Explosive Ordnance Disposal Warfare Insignia



Seabee Combat Warfare Specialist Insignia



Special Operations Warfare Insignia



Submarine Warfare
Insignia



Aircrew Insignia



Integrated Undersea
Surveillance System
Insignia



Parachutists Insignia



Underwater
Demolition Insignia



Information
Dominance Insignia



Nuclear Weapons
Security Insignia

No Image Available

Fleet Marine Force
Insignia



Special Warfare Insignia



Submarine Patrol Insignia



Attachment 6

BERETS



Combat Control and Special
Tactics Officer (Scarlet)



Pararescue and Combat
Rescue Officer (Maroon)



Security Forces
(Blue)



Survival, Evasion, Resistance
and Escape (SERE) Team
(Pewter Green)



Tactical Air Control
Party (Black)



Tactical Liaison
Officer (Black)



Weather Parachutist
(Pewter Gray)

Attachment 7

PAST, PRESENT AND FUTURE PHASEOUT DATES FOR UNIFORM ITEMS

Fourrageres and Lanyards	1 January 1993
White Ceremonial Dress Uniform	1 March 1993
Two-line Name Tags	31 October 1993
Blue Ceremonial Dress Uniform	1 August 1994
Blue Beret	30 September 1994
Maternity Smock	30 September 1994
Blue Formal Dress Headgear	30 September 1994
Olive Green T-shirts	1 October 1994
Satin/oxidized US insignia	1 June 1995
US Insignia with Circle	1 June 1995
Service Dress Coat, Shade 1549	30 September 1996
Officers Service Dress Coat, Shade 1620 with Officer Sleeve Rank & no Epaulets	30 September 1996
Long- and Short-Sleeved Blouse with Fly-Front Closure With Rounded Collar	1 January 1997
OG 107/507 Field Jacket	1 January 1997
Embroidered Badges and Specialty Insignia Worn on Dress Uniform Combinations	1 October 1997
BDU Aircrew Style Name Patch	1 October 1997
Women's Service Dress Hat (Blue and White)	1 October 1997
Men's and Women's Single-Breasted All Weather Coat	1 March 1998
Satin and Oxidized finish Belt Tip and Buckle	1 October 1998
Satin and Oxidized Finish Badges and Specialty Insignia, Regular & Miniature	1 October 1998
Service Dress Coat, Shade 1598 (Polyester Double-Knit)	30 September 1999

Service Dress Coat, Shade 1608 (Polyester Wool Tropical)	30 September 1999
Women's Ruffled Mess Dress Blouse	1 January 2000
SNCO shoulder boards on blue shirts (SNCO shoulder boards may only be worn on sweaters; Junior NCO's and Airmen will continue to use pin on rank on sweaters)	1 August 2006
Circles around the U. S. Insignias (enlisted only) - Implementation	1 January 2007
34M and 37F Legacy badges	1 August 2009
Name tag on Pullover Sweater (100% Wool & 50% acrylic/50% wool)	5 October 2009
Metal rank worn by enlisted Airman on light-weight blue jacket	1 January 2010
100% Wool Pullover Sweater	1 October 2010
2EXXX, 3AXXX and 3CXXX Legacy badges	1 October 2010
Green fleece outer garment w/o name, service designator & rank	1 October 2010
Black fleece	1 October 2010
Gray Scarf	31 December 2010
Scarves, Gloves, Mittens, Earmuffs (Gray and Dark Blue)	31 December 2010
White Cardigan Sweater	31 December 2010
33S Legacy badges	1 October 2011
Battle Dress Uniform (BDU)	1 November 2011
Desert Camouflage Uniform	1 November 2011
Black t-shirt	1 November 2011
Black Combat Boots (still authorized w/ blue uniforms)	1 November 2011
Tan boots with ABU (outside Theater of Operations)	1 November 2011

Attachment 8**AF FORM 4428 COMPLETION INSTRUCTIONS****A8.1. SECTION I, AIRMAN:**

A8.1.1. Fill in items A, B, and C with the member's information.

A8.2. SECTION II, IDENTIFICATION:

A8.2.1. Commander indicates tattoo/brand/body marking(s) with a number on body diagram, enters number, location, description on chart below and has member initial each.

A8.2.2. Commanders photograph and describe tattoo(s)/brand(s)/body marking(s) and complete the corresponding blocks below with number, location and complete description of the documented tattoo, ensure member initials each corresponding tattoo block. (Photo(s) filed with form in Airman's record.)

A8.3. SECTION II, TATTOO/BRAND/BODY MARKING IDENTIFICATION OVERFLOW:

A8.3.1. Utilize for additional Tattoo/brand/body marking identification information

A8.4. SECTION IV, INITIAL CERTIFICATION:

A8.4.1. Member must initial both statements of understanding.

A8.4.2. Select a date, enter the airman's name and rank/grade. Afterwards, the member must sign.

A8.5. SECTION IV, SUPERVISOR:

A8.5.1. Enter supervisor's name, rank/grade and the current date; supervisor signs.

A8.6. SECTION IV, FIRST SERGEANT:

A8.6.1. Enter the first sergeant's name, rank/grade and the current date; first sergeant must sign.

A8.7. SECTION V, COMMANDER'S ACTION:

A8.7.1. Commander must initial appropriate statement of understanding

A8.7.1.1. If tattoo exceeds 25% and Airman is authorized to "cover" tattoo, attach approval letter

A8.7.1.2. If tattoo has unauthorized content or requires modification to meet 25% rule, attach letter instructing Airman to have tattoo removed/reduced in size.

A8.7.2. Enter the commander's name, rank/grade and the date; commander must sign

A8.7.3. Enter the Airman's name, rank/grade and date; the Airman must sign.

A8.7.4. Forward package (form, photo(s), letter) to AFPC/DPSIR, 550 C Street, Randolph AFB, TX for inclusion in Airman's record

Attachment 9 (Added-EGLINAFB)**EGLIN AIR FORCE BASE APPROVED NO-HAT/NO-SALUTE AREAS**

The following locations in or around the buildings listed, will be designated with posted signs and are approved “no-hat/no-salute” areas:

Area 9: 96 MXS MSA (all secured areas)

Bldg 31: Duke Field Vehicle Maintenance Compound

Bldg 89: Refueling Unit Parking Yard and Refuel Truck Fill Stand Operations

Bldg 95: Fuels Storage/Refueling/Preventative Maintenance

Bldg 250: 96th CS Compound

Bldg 285: MDG area between Family Residency and the Physical Therapy building

Bldg 527: Vehicle Maintenance Allied Trades, Paint Shop

Bldg 537: Vehicle Maintenance Allied Trades, Paint Shop

Bldg 538: Vehicle Maintenance Allied Trades, Paint Shop

Bldg 561: Vehicle Operations and Maintenance Compound

Bldg 600/615: The Area between bldg. 600 and 615 has gates on each end with storage in between

Bldg 604: Chapel Complex

Bldg 605: Chapel Complex

Bldg 613: TMO Compound/Ramp

Bldg 693: Vehicle Maintenance Base Maintenance Section

Bldg 696: Fenced in yard

Bldg 769: Fuels Bulk Storage/Barge Offloading Facility

Bldg 1220: Inside the initial fence line, HERD, Range A-22 and 443 MSA

Bldg 1323: Joint Strike Fighter Dormitory, outside recreation area (rear of building)

Bldg 1334 and Base Tango: The area surrounding Bldg 1334 and Base Tango from western most side of Nomad Way at Capra Loop to the northern most edge of the shoppette and Eglin Blvd.

Bldg 1344: Rear of building, behind metal bollards

Bldg 1362: Joint Strike Fighter Lightning Dining Facility, outside fenced seating area

Bldg 1392: Eglin Readiness Center

Bldg 1400: Air Operations Compound

Bldg 1420: Fuel Storage, Refueling, Preventative Maintenance

Bldg 1422: Fuel Storage yard

Bldg 1425: 96th CS Compound

Bldg 1429: 96th CS Compound

Bldg 3125: Duke Field Vehicle Maintenance Compound

Bldg 15527: Vehicle Maintenance Allied Trades, Paint Shop

Flightline Areas to include parking lot between Bldg 100 and flightline