

**BY ORDER OF THE COMMANDER
AVIANO AIR BASE**

**AVIANO AIR BASE INSTRUCTION
32-1001**



18 MARCH 2025

Civil Engineering

EXTERIOR SIGN STANDARDS

COMPLIANCE WITH THIS PUBLICATION IS MANDATORY

ACCESSIBILITY: Publications and forms are available for downloading or ordering on the e-Publishing website at www.e-Publishing.af.mil

RELEASABILITY: There are no releasability restrictions on this publication

OPR: 31 CES/CEO

Certified by: 31CES/CC
(Lt Col Esamu D. Cooper)

Supersedes: AVIANOABI32-1001, 9 April 2020

Pages: 19

This publication implements Aviano Air Base Instruction 32-1001, *Design: Sign Standards*. It provides guidance and procedures for base Exterior Sign Program. It applies to all organizations, tenants, and detachments residing on Aviano Air Base. This publication may be supplemented at any level, but all supplements must be routed to the Office of Primary Responsibility (OPR) listed above for coordination prior to certification and approval. Refer recommended changes and questions about this publication to the OPR listed above using the AF Form 847, *Recommendation for Change of Publication*; route AF Forms 847 from the field through the appropriate chain of command. The authorities to waive wing/unit level requirements in this publication are identified with a Tier (“T-0, T-1, T-2, T-3”) number following the compliance statement. See the Department of the Air Force Instruction (DAFI) 90-160, *Publications and Forms Management*, **Table 1.1** for a description of the authorities associated with the Tier numbers. Submit requests for waivers through the chain of command to the appropriate Tier waiver approval authority, or alternately, to the Publication OPR for non-tiered compliance items. Ensure that all records created as a result of processes prescribed in this publication are maintained in accordance with the Department of Air Force Manual (DAFMAN) 33-322, *Management of Records*, and disposed of in accordance with Air Force Records Information Management System (AFRIMS) Records Disposition Schedule (RDS). The use of the name or mark of any specific manufacturer, commercial product, commodity, or service in this publication does not imply endorsement by the Air Force.

SUMMARY OF CHANGES

This instruction is consistent with the provisions of *United Facilities Criteria* (UFC) 3-120-01, *Design: Sign Standards*, Italian traffic laws, and the Aviano Facilities Excellence Guide. This instruction implements UFC 3-120-01, *Design: Sign Standards*. It prescribes standards for the design, construction, and placement of exterior signs located on Aviano Air Base (AB), Italy and establishes cost effective procedures for creating a unified system of base signs that shall reflect the discipline and pride of the 31st Fighter Wing. This instruction applies to all organizations that occupy facilities on Aviano AB.

Chapter 1—PROGRAM OVERVIEW AND OTHER COMPLIANCE AREAS	4
1.1. Benefits of Signs.....	4
1.2. Need for Guidelines.....	4
1.3. Document Description.....	4
1.4. Visual Air Navigation.....	4
1.5. Commercial Signage.....	4
Chapter 2—ROLES AND RESPONSIBILITIES	5
2.1. Final Approving Authority.....	5
2.2. Personnel Responsible for Developing, Implementing, and Maintaining Sign Plan.....	5
2.3. Commander Responsibilities.....	5
Chapter 3—GUIDANCE AND PROCEDURES	6
3.1. Priority Codes.....	6
3.2. Installation of Signs.....	6
3.3. Organization Purchasing.....	6
3.4. Request New Sign.....	6
3.5. Repair Request.....	6
3.6. Traffic Control/Base Warning Signs.....	6
3.7. Construction of Signs on the Airfield.....	6
Chapter 4—GENERAL GUIDANCE	7
4.1. Identifiable.....	7
4.2. Reflective Lettering.....	7
4.3. Emblems.....	7
4.4. Stickers.....	7

Chapter 5—SIGN TYPES AND SPECIFICS	8
5.1. Facility numbering and addressing.....	8
5.2. Facility Identification.....	8
Figure 5.1. Facility Identification Sign.	8
5.3. Sizing.....	9
5.4. Motivation Signs.....	9
Figure 5.2. Temporary Promotional/Morale Signs.	10
5.5. Unit Award Signs.....	10
5.6. Electronic Informational Marquees.	11
5.7. Directional Signs.....	11
Figure 5.3. Directional Signs.....	11
5.8. Regulatory Signs.....	12
5.9. Reserved Parking Signs.	12
Figure 5.4. Reserved Parking Sign.....	13
Figure 5.5. Authorized Reserve Parking.	14
5.10. Procedures for Reserving Spaces.....	14
Attachment 1—GLOSSARY OF REFERENCES AND SUPPORTING INFORMATION	16
Attachment 2—RESERVED PARKING SPACES AND AREAS	17

Chapter 1

PROGRAM OVERVIEW AND OTHER COMPLIANCE AREAS

1.1. Benefits of Signs. Signs must provide clear, consistent, and necessary direction or information. Unfortunately, they also tend to proliferate, leading to confusion, redundancy, or unnecessary detracting from the appearance of the base. Correctly designed and controlled exterior signs are a positive aspect of the base's overall professional image and contribute to unit pride and morale. The standards defined in this instruction will ensure Aviano Air Base (AB) signs are necessary, of professional quality, properly located, and reflect unique character.

1.2. Need for Guidelines. The right sign in the proper location plays an important role in identifying buildings and aiding traffic control. However, the unchecked use of signs degrades base appearance, and reduces the beneficial impact of needed signs. Consequently, the number of exterior signs installed on Aviano AB will be kept to a minimum. All unnecessary or unauthorized signs will be removed without notice. The principles of this instruction are to reduce and control the number of signs, ensure the proper sign is procured, and enforce attention to detail to promote a professional image and consistent sign program.

1.3. Document Description. This instruction is not applicable to interior signage. Specifications for interior signage are outlined in UFC 3-120-01, *Interior Sign Standards*, 4-1. Size and color restrictions are listed in the guide and all signs shall complement the interior décor. All signs will be of high-quality material and construction and designed in order to be maintained at the lowest possible level. Signs will be ordered by Facility Managers from a commercial manufacturer or supplier. These signs are NOT fabricated by 31st Civil Engineer Squadron (CES). 31 CES is available to provide technical and architectural assistance when needed.

1.4. Visual Air Navigation. This document does not apply to Visual Air Navigation Facility signs placed in and around the airfield environment for the purpose of providing information for operating aircraft. Such signs must comply with the requirements of UFC 3-535-01, *Visual Air Navigation Facilities*.

1.5. Commercial Signage. Commercial equivalent activities such as Air Force Services activities, Army and Air Force Exchange Service activities and the Defense Commissary Agency, which typically have standard, recognizable image signs and symbols, may deviate from the standards for facility identification signs defined in this document. However, all proposed signage will still require a Service Request approved by 31 CES prior to installation. These activities are permitted to use the standard image sign and symbols appropriate to their function which provide an attractive, identifiable image and/or wording that is easily recognizable to potential users as long as they are set in a framework that is consistent with the installation's architectural guidelines. The signs must be tastefully done and complement the architectural character of Aviano AB.

Chapter 2

ROLES AND RESPONSIBILITIES

2.1. Final Approving Authority. 31 CES/CEO: Final approval authority for exterior signs.

2.2. Personnel Responsible for Developing, Implementing, and Maintaining Sign Plan. 31 CES/CEN: Responsible for developing, implementing, and maintaining the exterior sign master plan. With support and advice from 31 SFS and 31 FW/SEG, ensures requirements for directional, regulatory and reserved parking signs are established and maintained according to regulated guidance and Italian law.

2.3. Commander Responsibilities. Ensure all signs within their spans of control conform to the standards set in this instruction, and in accordance with UFC 3-120-01, *Design: Sign Standards*, to include maintaining all signs in a clean and serviceable condition.

Chapter 3

GUIDANCE AND PROCEDURES

3.1. Priority Codes. All exterior signs must be approved by 31 CES/CEO, regardless of mode of procurement and installation. Service Requests for exterior signs, including traffic control signs, shall be submitted by the Facility Manager in TRIRIGA, to 31 CES Customer Service. 31 CES/CEOER is located in Area C, in building 428. Sign production is based on the following priorities:

3.1.1. Emergency-1- Always respond-supersedes all other direct and indirect work.

3.1.2. Urgent-3A- Maintenance risk is primary driver to respond urgently.

3.2. Installation of Signs. Upon approval and review, signs will be installed by 31 CES/CEO using in-house resources or contracted services, to ensure they meet approved standards.

3.3. Organization Purchasing. No other organization is authorized to purchase, manufacture, alter, relocate, remove or install permanently affixed exterior signs on Aviano AB, without 31CES/CEO's approval. Temporary signs, such as those built on stanchions, are considered equipment that must be purchased and maintained by the requesting unit. However, placement of these signs requires prior approval by submitting a Service Request to the CES Customer Service staff and the signs must conform to UFC 3-120-01. Unauthorized signs found on base will be removed without notice.

3.4. Request New Sign. 31CES/CEN will be the focal point for all other exterior signs on Aviano AB. Request for any newly constructed signs must be coordinated through 31 CES/CEO to ensure compatibility, adherence to regulating guidance, and incorporation into the exterior sign master plan.

3.5. Repair Request. 31CES Customer Service section will be the focal point for repair requests to existing signs.

3.6. Traffic Control/Base Warning Signs. Collectively, 31CES/CEN, 31SFS, and 31FW/SEG will review all new requests for traffic control signs and base warning signs to ensure necessity, and conformation with regulatory guidance.

3.7. Construction of Signs on the Airfield. 31 OSS will be the focal point for all newly constructed signs on the airfield. 31 CES will accomplish technical review, sign type selection and installation.

Chapter 4

GENERAL GUIDANCE

4.1. Identifiable. To make it easier for visitors, emergency response personnel, and others, all facilities shall have signs installed that are identifiable when viewed from the street. These signs may be attached to the facility, or freestanding, post-mounted signs. Depending on usage and traffic volume, each facility shall have, as a minimum, the facility number displayed on the side of the building. Facilities that are highly used by the base populous (i.e., the fitness center, the dining facility, etc.) are authorized one of the more visible methods of identification with wording describing the use of the facility (i.e., La Dolce Vita Dining Facility, the Dragon Fitness Center, etc.). Unfortunately, due to cost and the need to present an uncluttered appearance, not every facility or organization will require this type of sign.

4.2. Reflective Lettering. All exterior signage will consist of reflective white letters on a reflective brown background, unless otherwise noted or guided by regulations. All letters will be “Helvetica Medium” upper and lower case unless otherwise noted or guided by regulations. All sign backs and metal posts will be the base standard brown.

4.3. Emblems. Any emblems, other than the standard wing and USAFE emblems, must be provided by the requester and specifically approved by 31 CES as a Service Request. Squadron emblems will not be attached to existing signs by anyone other than 31 CES. Only authorized squadron and tenant agency emblems will be approved, and only for use on main facilities. A main facility of a unit is considered to be the location where a unit’s incoming mail is received or a facility where the unit interfaces with the majority of its customers. UFC 3-120-01, *Unit Identification And Morale Signs*, 4-8, contains further guidance concerning the use of emblems.

4.4. Stickers. At no time will stickers of any kind be affixed to any facility, real property assets or traffic control signs. Any violations will be considered destruction of government property. Violators will assume the repair and/or replacement costs.

Chapter 5

SIGN TYPES AND SPECIFICS

5.1. Facility numbering and addressing.

5.1.1. Designated Facility Number. All facilities have a designated facility number. 31CES/CEIAP maintains a list of building numbers and addresses.

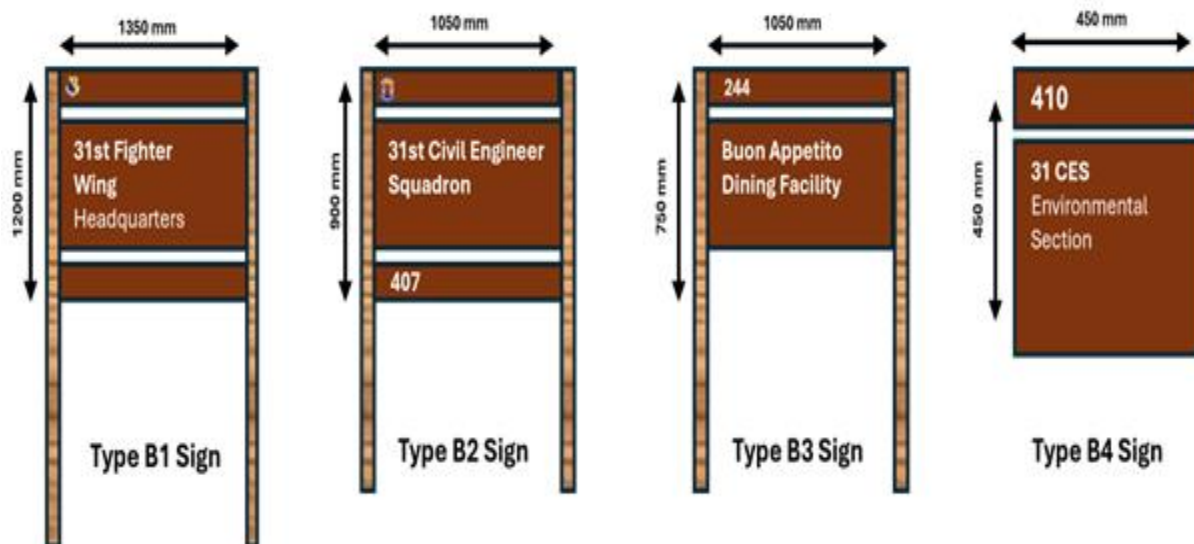
5.1.2. Identifying Facilities. Facilities will be identified with reflective brown metal sign(s), affixed to the facility's exterior walls, and displaying the facility number in white.

5.1.3. Facility Mounting. All facility numbers will be mounted to be visible over exterior landscaping.

5.1.4. Font Type. The font type for facility numbers and for raised lettering will be "Helvetica Medium". The font color will be white. The font size will normally be 75mm (3").

5.2. Facility Identification. There are five types of signs that will be used to identify facilities at Aviano (see [figure 5.1](#)): the Wing/Group facility sign (Type B-1), the Squadron facility sign (Type B-2), the Squadron Component facility sign (Type B-3), the building entry sign (Type B-4), and the standard facility number sign. Selection of the sign will be determined by a number of factors including the type of facility, number and type of visitors (e.g., newcomers, off-base, on-base, vendors, etc.), whether it's a customer service organization or not, number of occupants by organization, etc. The exterior sign will generally be mounted at the main or center entrance, and a directory board may be mounted inside the entrance to display the room numbers of other units occupying the facility. Operating hours or awards (e.g., "Best in USAF") of an organization or agency will not be placed on or under facility signs. Awards, if used, may be placed on a separate panel under the Unit Morale Sign. See [figure 5.2](#).

Figure 5.1. Facility Identification Sign.



5.2.1. Wing/Group Facility Sign (Type B-1). Type B-1 signs identify Group/Wing main Facilities. They are reserved for the highest-level units on base. Size: Type B-1 signs are 1200-millimeter (mm) x 1350 mm, and are free-standing. Wing/Group emblems may be used but must be 150 mm x 150 mm (6" x 6"), and the emblem must be placed in the upper left corner. Facilities that serve as the main or headquarters facility of a single unit will be identified with the unit's name attached to the building, or on a freestanding sign. Organizational or Wing emblems may be used on the type B-1 sign at Aviano. See [figure 5.1](#).

5.2.2. Squadron Facility Sign (Type B-2). Type B-2 signs identify squadron main facilities, such as Headquarters buildings. The only other difference between B-1 and B-2 signs is the size of the signs. Size: Type B-2 signs are 900 mm x 1050 mm. Buildings housing more than one organization or function will be identified with only one exterior sign. Organizational or Wing emblems may be used on the type B-2 sign at Aviano. See [figure 5.1](#).

5.2.3. Squadron Component Facility Sign (Type B-3). Type B-3 signs identify squadron component facilities that have considerable traffic and require written identification to enable the base populous and visitors to easily locate them. These facilities (e.g., Fitness Center, Lodging, etc.) shall bear the name of their function, not their owning squadron or unit. Organizational or Wing emblems are not used on the type B-3 sign at Aviano. See [figure 5.1](#).

5.2.4. Building Entry Sign (Type B-4). Type B-4 signs are used for facilities that have more than one section assigned, but do not share a common entrance. Size: Type B-4 signs are 750 mm x 750 mm. Type B-4 signs will be wall mounted only. Organizational or Wing emblems are not used on the type B-3 sign at Aviano. See [figure 5.1](#).

5.3. Sizing. Due to the variety of facility designs on Aviano AB and other factors, it is not practical to specify wording, sign-type and sizing for all facility signs in this document. However, signs will be consistent and follow guidelines set in UFC 3-120-01, *Design Standards, 2-1*.

5.3.1. Unit Names. If used, unit names mounted on facilities shall be displayed in raised capital letters. Variations in size may be necessary due to a number of factors, including the size of a facility and distance of the facility from the street. Signs will normally be mounted outside the facility. All mounting systems must be approved by 31 CES.

5.3.2. Facility Number Location. Facility numbers shall be on a metal plate, attached to the facility, on the corner, facing the street to which it is addressed. Variations in size for facility numbers may be necessary due to a number of factors, including the size of a facility and distance of the facility from the street. The metal sign background color shall be reflective dark brown with white numbers/letters applied to the surface.

5.3.3. Final Authority. 31 CES/CEO, or a designated representative, shall have final authority in selecting the wording, type, size and location of any exterior sign.

5.4. Motivation Signs. Motivational signs are important elements in boosting morale and other objectives. Many motivation signs have a vitality that shall be maintained. However, haphazard placement and inconsistent sizes often create unattractive clutter.

5.4.1. Types of Signs. At Aviano, there are two types of signs that fall into this category:

5.4.1.1. Type F-2, Standard Morale Sign. Used to support safety campaigns, fund raising drives, special events, and other worthwhile programs. The design, color and fabrication may vary on these signs.

5.4.1.2. Type F-3, Unit Morale Sign. Used to express unit pride. Only one sign will be displayed per unit, and it will be displayed only at each unit's main facility. It may display unit emblems, mottoes, awards and other elements related to unit morale. Although the design of the signs may vary, organizational emblems, if used, must appear on a standard brown reflective background, and "Helvetica medium" font will be used for all lettering. If an organizational emblem is used on a building entry sign, it will not be repeated on a morale sign placed in the same area. Dimensions for unit morale signs will be 750 mm x 750 mm (2' 6" x 2' 6"), IAW UFC 3-120-01, See [figure 5.2](#).

Figure 5.2. Temporary Promotional/Morale Signs.



5.4.1.3. Temporary Promotional/Morale Signs. These signs shall be professionally constructed and approved by 31 CES before their manufacturing and posting. Posting of these signs will be limited to a specific period of time. Awards, if displayed, will be placed on a separate panel below the sign. See [figure 5.2](#).

5.4.2. Responsible Authority. The Base Civil Engineer is responsible for approving, installing, and monitoring the use of motivation signs.

5.4.3. Final Authority. 31 CES/CEO, or a designated representative, shall have final authority in selecting the wording, type, size and location of any motivational sign.

5.5. Unit Award Signs. Units are authorized to display signs depicting USAFE or Air Force (AF) level awards won by their unit at the flight or squadron level. Signs must advertise awards that are no more than two calendar years old, and no more than two sign panels (awards) may be displayed on a single sign. These awards will generally be displayed only at the main facility of the unit.

5.5.1. Layout. Award sign panels shall be hung directly below the unit morale sign. The sign panels will be constructed with white lettering of "Helvetica medium" font, over a reflective brown background.

5.5.2. Obtaining Signs. Award panels will be requested from Civil Engineering via a Service Request, through TRIRIGA. Civil Engineering will construct and place the sign. Units are not authorized to make or place unit award signs on their facilities. Requests for award signs must be submitted to 31 CES Customer Service staff at least 30 days prior to requested installation date and must be accompanied by official documentation of the award.

5.6. Electronic Informational Marquees. These are an effective way to spread information and welcome distinguished base visitors. This type of sign may be used inside the main entrances to the installation or in other locations deemed appropriate based on certain considerations such as purpose of sign, visibility, etc.

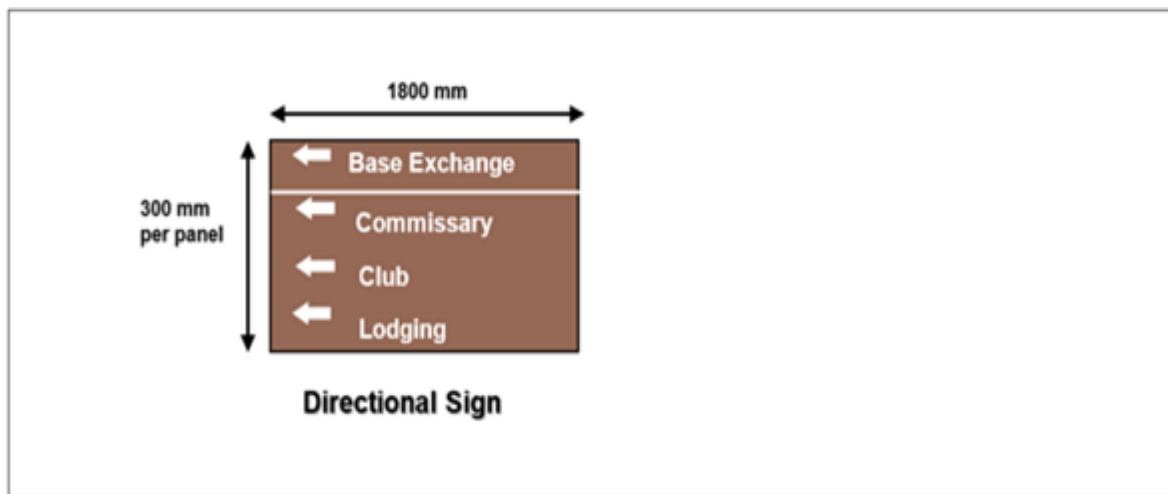
5.6.1. New Marquee Signs. All new marquee signs shall have an electronic or digital display board that can be updated and changed with a remote keyboard.

5.6.1.1. Request for Installation of Marquee. Fixed marquees are deemed real property and require Combined Mixed Commission approval. All requests concerning the installation of any marquee must be approved by 31 CES/CC or designated representative.

5.6.2. Other. Monuments, plaques, statues, memorials and other signs not previously mentioned in this guide requires 31 CES/CEO approval via TRIRIGA Service Request which will be sent by requester to the 31 CES Customer Service staff. Items permanently affixed to infrastructure are considered real property, require Combined Mixed Commission and must be approved by the 31 MSG/CC or designated representative.

5.7. Directional Signs. Direction signs, proper street identification, and effective base maps form the basic keys to visitor orientation. These signs will form part of a logical system which directs each visitor from the point of entry through every intersection to a final destination. At Aviano AB, directional signs will be constructed with reflective brown backing and white reflective numbers and letters, using “Helvetica Medium” font. Signs can be constructed using individual panels or one single panel if locations are unlikely to change. Size: 1800 mm x 300 mm (1 ft) per panel used, not to exceed 4 panels. Further guidance concerning directional signs can be found in UFC 3-120-01, *Directional and Wayfinding Signs*, 3-5. See [figure 5.3](#).

Figure 5.3. Directional Signs.



5.7.1. Limitations. Directional signs are limited to the following services: AAFES, MWR, medical, commissary and lodging. Any deviations require 31 CES/CEO approval.

5.8. Regulatory Signs. These signs include Traffic Control and Base Warning signs. They are installed to regulate vehicular traffic and parking, warn of safety hazards and maintain security. Regulatory signs will be approached in a systematic fashion. Newly installed signs must be integrated into the Master Sign Plan to ensure accountability and to prevent proliferation. Post no more regulatory signs than necessary for safety and security. The Traffic Safety working group consisting of members from 31 CES, 31 SFS and 31 FW/SEG must review all requests for newly installed regulatory signs, to include reserved parking signs, prior to approval.

5.8.1. Traffic Control Signs. IAW UTC 3-120-01, *Traffic Control Devices*, 3-4, all traffic signs on Aviano AB used to regulate the flow of vehicular traffic will conform to the international traffic signs used in Europe.

5.8.2. Base Warning Signs. Several types of signs are used to define areas of restricted access to maintain proper levels of security. Warning signs are displayed at the installation perimeter and controlled/restricted areas or facilities. The requirements and guidance for the proper use of warning signs are contained in AFI 31-101, *Air Force Installation Security Program*. Warning signs will be bilingual, in English and Italian, when required.

5.9. Reserved Parking Signs. Reserved parking signs fall within one of five categories: handicapped signs, visitor signs, community area signs, government vehicle signs, and individual reserved signs. Wherever possible, reserved parking will be designated by area, rather than by individual spaces, as the designations change frequently, and numerous signs add to visual clutter.

5.9.1. Handicapped Signs. Handicapped spaces will be allocated as required at main facilities to ensure compliance with the European Accessibility Act and/or Americans with Disabilities Act (whichever policy guidance within respective Act is most stringent will take precedence).

5.9.2. Visitor/Customer Signs. Visitor/customer parking is intended for short-term, short-time parking. Main facilities will be authorized visitor parking signs near their entrances. Generally, no more than two spaces will be authorized per facility. If additional spaces are required, approval authority is 31 CES/CEO.

5.9.3. Community Areas. Signs required to identify restricted and unrestricted public parking areas and to define specific parking regulations (such as the hours and days of regulation), will use pictographs such as the "P" symbol for parking, the no parking symbol, or the international symbol of access for the handicapped as the primary graphic element. To prevent confusion, signs will be constructed using the same color scheme and graphics as are commonly used in European traffic signs. All signs will require approval from 31 CES/CEO.

5.9.4. Government Vehicles. Organizations will only be authorized reserved parking for government vehicles assigned to their units. These signs will be restricted to common areas where Government Owned Vehicles (GOVs) must share space with Privately Owned Vehicles (POVs). Emergency response vehicles will have spaces authorized as needed and approved by 31 CES/CEO.

5.9.5. Individual Reserved Signs. With the limited availability of parking at Aviano AB, individual reserved parking spaces will be kept to an absolute minimum. They will be limited only to certain key personnel, and generally only at their respective primary duty location. Special recognition parking (i.e., volunteers, award winners, etc.) may also be authorized depending on space availability. Signs will be constructed using reflective brown backing and reflective white lettering and border. (See [figure 5.4.](#)) Requests for reserved parking signs in the above categories shall be made by submitting a Service Request, in TRIRIGA, to 31 CES Customer Service staff.

Figure 5.4. Reserved Parking Sign.

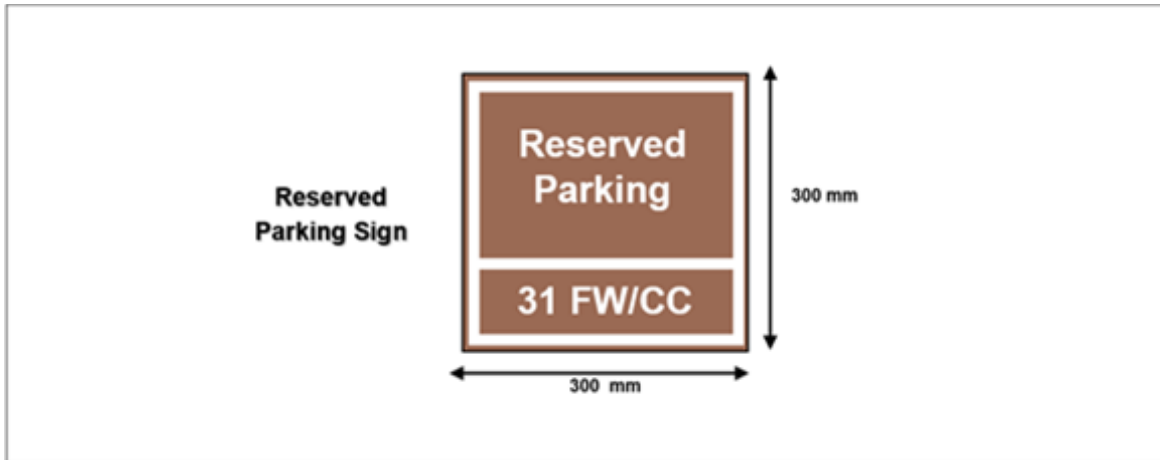


Figure 5.5. Authorized Reserve Parking.

Position/Rank	Wing HQ	Group HQ	Squadron HQ	Base Exchange	Commissary	La Bella Vista Club	Fitness Center	Area 1 Chapel	Italian Mensa
Wing CC	X				X	X	X		X
Vice Wing CC	X					X			
ITAF CC	X								X
Wing Command Chief	X				X	X	X		
Group CCs		X				X			
Group Deputy		X							
Group CEM		X							
Squadron CCs			X						
Squadron CDs/Equivalent			X						
Squadron CEM			X						
Squadron First Sergeants			X						
Chaplain								X	
Any Colonel				X	X	X	X		
Any Chief Master Sergeant				X	X	X	X		

5.10. Procedures for Reserving Spaces. Any deviation of the following reserved parking spaces authorization must have written approval from 31CES/CEO.

5.10.1. Facility Managers will submit a Service Request via TRIRIGA, letter of justification and diagram showing the proposed reserved slot. They will coordinate this information through 31CES/CEN, 31SFS/SFO and 31FW/SEG. Once properly coordinated, all paperwork will be forwarded by the facility manager to 31CES Customer Service staff. Reference [figure 5.5](#).

5.10.2. The 31CES/CEO is the approval authority. If approved, the requestor will be notified, and the request will be forwarded to 31 CES/CEN for implementation into the Exterior Sign Master Plan.

5.10.3. If the requester disagrees with the decision to disapprove a work request, it may be forwarded to 31MSG/CC for a final decision.

TAD D. CLARK, Brig Gen, USAF
Commander

Attachment 1**GLOSSARY OF REFERENCES AND SUPPORTING INFORMATION*****References***

AFI 31-101, *Integrated Defense (ID)*, 05 July 2017

AFPD 32-10, *Installations and Facilities*, 04 March 2010

UFC3-120-01, *Design: Sign Standards*, 1 February 2023

UFC 3-535-01, *Visual Air Navigation Facilities*, 7 March 2018

Prescribed Forms

None

Adopted Forms

AF Form 847, *Recommendation for Change of Publication*

Abbreviations and Acronyms

AB—Air Base

AF—Air Force

AFI—Air Force Instruction

CC—Commander

CEO—Civil Engineering Operations

CES—Civil Engineer Squadron

GOV—Government Owned Vehicle

FW—Fighter Wing

MSG—Mission Support Group

OSS—Operations Support Squadron

POV—Privately Owned Vehicle

FS—Security Forces Squadron

UFC—Unified Facilities Criteria

USAFE—United Air Forces in Europe

mm—millimeter

Attachment 2**RESERVED PARKING SPACES AND AREAS**

A2.1. General Description. The following parking spaces and areas are reserved permanently. Any Reserved Parking additions to this list must be approved by the base TSB.

A2.2. Base Fitness Center: 31 FW/CC, one space; 31 FW/CCC, one space; any Colonel, one space; any Chief Master Sergeant, one space.

A2.3. Commissary: Colonel, one space; any Colonel, one space; any Chief Master Sergeant, one space.

A2.4. Base Exchange: any General/Colonel, one space; any Chief Master Sergeant, one space.

A2.5. La Bella Vista Club:

A2.5.1. The 31st Fighter Wing Commander (31 FW/CC), one space.

A2.5.2. The 31st Fighter Wing Vice Commander (31 FW/CV), one space.

A2.5.3. The 31st Operations Group Commander (31 OG/CC), one space.

A2.5.4. The 31st Maintenance Group Commander (31 MXG/CC), one space.

A2.5.5. The 31st Medical Group Commander (31 MDG/CC), one space.

A2.5.6. The 31st Mission Support Group Commander (31 MSG/CC), one space.

A2.5.7. The 31st Fighter Wing Command Chief (31 FW/CCC), one space.

A2.5.8. Any Colonel, two spaces.

A2.5.9. Any Chief Master Sergeant, five spaces.

A2.6. The 31 FW Headquarters (North side of Bldg 1360):

A2.6.1. The 31 FW/CC GOV.

A2.6.2. The 31 FW/CC POV.

A2.6.3. The 31 FW/CV GOV.

A2.6.4. The 31 FW/CV POV.

A2.6.5. Italian Air Force/CC.

A2.6.6. The 31FW/CCC.

A2.6.7. The 31MDG/CC.

A2.6.8. The 31FW/DS.

A2.6.9. The 31FW/JA.

A2.7. The 31MSG Headquarters (North side of Bldg 1403):

A2.7.1. The 31MSG/CC.

A2.7.2. The 31MSG/CD.

A2.7.3. The 31MSG/CEM.

A2.7.4. The 31 MSG/CC GOV.

A2.8. The 31 OG Headquarters (North side of Bldg 1360):

A2.8.1. The 31 OG/CC.

A2.8.2. The 31 OG/CC GOV.

A2.8.3. The 31 OG/CD.

A2.8.4. The 31 OG/CEM.

A2.9. The 31 MXG Headquarters (North of Bldg 1360):

A2.9.1. The 31 MXG/CC.

A2.9.2. The 31 MXG/CD.

A2.9.3. The 31 MXG/CC GOV.

A2.9.4. The 31 MXG/CEM.

A2.10. The 31 MDG Headquarters: (West side of Bldg 117):

A2.10.1. The 31 MDG/CC.

A2.10.2. The 31 MDG/CC GOV.

A2.10.3. The 31 MDG/CEM.

A2.10.4. The 31 MDG/CCF.

A2.11. 31 FW/Squadrons:

A2.11.1. Squadron Commander.

A2.11.2. Squadron Commander GOV (if applicable).

A2.11.3. Squadron Deputies.

A2.11.4. Squadron Chief Enlisted Managers.

A2.11.5. Squadron First Sergeants.

A2.12. Customer service providing facilities:

A2.12.1. Customers (as required/approved).

A2.13. Government Vehicle Parking:

A2.13.1. GOV (as required/approved).

A2.14. The 31 CES, 31 SFS, 31 MDG facilities:

A2.14.1. Emergency Response Vehicles (as required/approved).

A2.15. Fire Chief: (South of Fire Station 1).

A2.15.1. Fire Chief, one space.

A2.16. Handicapped Signs:

A2.16.1. Handicapped Signs (as required/approved).

A2.17. Mobile DV Signs:

A2.17.1. Mobile DV Signs (use when needed, only use permanent parking spots).

A2.18. Area 1 Chapel:

A2.18.1. Chaplain, one space.

A2.19. Italian Mensa:

A2.19.1. Wing/CC, one space.

A2.19.2. ITAF/CC, one space.