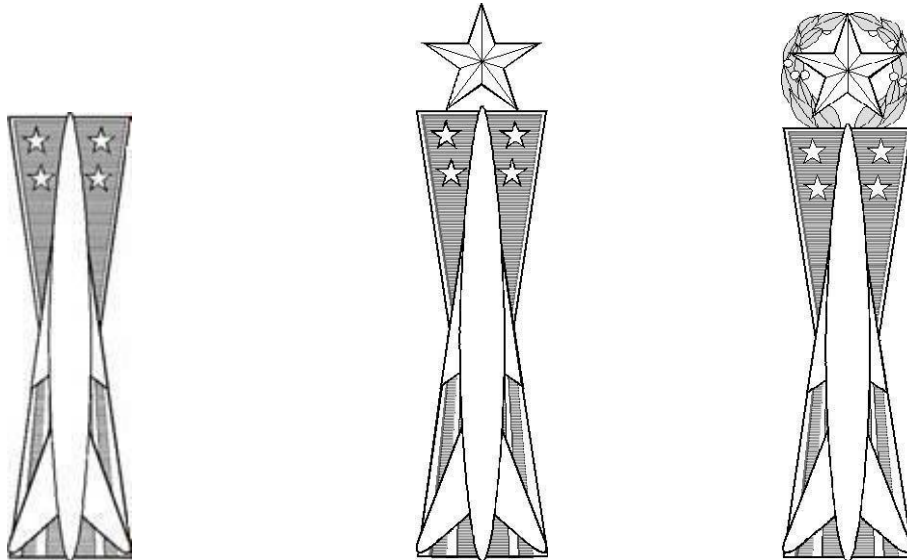


DEPARTMENT OF THE AIR FORCE
Headquarters US Air Force
Washington DC 20330-1030

CFETP 2M0X1
Parts I and II
27 SEPTEMBER 2022
Certified Current, 27 MARCH 2026

2M0X1

MISSILE AND SPACE SYSTEMS ELECTRONIC MAINTENANCE



BASIC

SENIOR

MASTER

CAREER FIELD EDUCATION AND TRAINING PLAN

ACCESSIBILITY: Publications and forms are available on the e-publishing website at www.e-publishing.af.mil for downloading or ordering.

RELEASABILITY: There are no releasability restrictions on this publication.

SUMMARY OF CHANGES: This publication updates 2M0X1-A core tasks and revises the 2M0X1-B training standard and should reviewed in its entirety.

**CAREER FIELD EDUCATION TRAINING PLAN
MISSILE AND SPACE SYSTEMS ELECTRONIC MAINTENANCE
AFSC 2M0X1**

Table of Contents

PART I

PREFACE	4
A. GENERAL INFORMATION	
A.1. Purpose.....	5
A.2. Uses.....	5
A.3. Coordination and Approval.....	5
B. CAREER PROGRESSION AND INFORMATION	
B.1. Specialty Description.....	6
B.2. Skill and Career Progression.....	6
B.3. Training Decisions.....	7
B.4. Community College of the Air Force.....	8
B.5. Career Field Path.....	9
C. SKILL LEVEL TRAINING REQUIREMENTS	
C.1. Purpose.....	12
C.2. Missile and Space Systems Electronics Maintenance Apprentice (3-skill level).....	12
C.3. Missile and Space Systems Electronics Maintenance Journeyman (5-skill level).....	13
C.4. Missile and Space Systems Electronics Maintenance Craftsman (7-skill level).....	13
C.5. Missile and Space Systems Superintendent (9-skill level).....	14
D. RESOURCE CONSTRAINTS	15

PART II

A. SPECIALTY TRAINING STANDARD	
A.1. Implementation.....	16
A.2. Purpose.....	16
A.3. Additional Guidance.....	16
B. COURSE OBJECTIVE LISTING	17
C. SUPPORT MATERIALS	17
D. TRAINING COURSE INDEX	
D.1. Purpose.....	18
D.2. 3-Level Awarding Course.....	18

D.3. Other In-Residence Courses.....	18
D.4. Distance Learning/Distributed Learning Courses.....	20
D.5. Other Distance Learning Courses	20
E. MAJCOM UNIQUE REQUIREMENTS	21
Attachment 1. Proficiency Code Key.....	22
Attachment 2. 2M0X1 (ICBM) Specialty Training Standard.....	23
Attachment 3. 2M0X1 (ALCM) Specialty Training Standard.....	55

OPR: AF/A4LW
 Certified by: CMSgt Alex Frizzo, AF/A4LW 2M0 Career Field Manager
 Supersedes: CFETP 2M0X1, 30 December 2021
 Pages: 71

PART I

PREFACE

1. This Career Field Education and Training Plan (CFETP) is a comprehensive education and training document that identifies life cycle education and training requirements, training support resources, and minimum core task requirements for the 2M0X1, Missile and Space Systems Electronic Maintenance specialty. The CFETP provides personnel a clear career path to success and instills rigor in all aspects of career field training. This CFETP does not apply to uniformed members of the United States Space Force (USSF), Air National Guard (ANG), or Air Force Reserve (AFR). This CFETP was developed in accordance with DAFI 36-2670, *Total Force Development*.

2. The CFETP consists of two parts; supervisors plan, manage, and control training within the 2M0X1 career field using both parts of the plan.

2.1. Part I provides information necessary for overall management of training in the career field. **Section A** explains how individuals will use the plan; **Section B** identifies career progression information, duties and responsibilities, training strategies, and career field path; **Section C** associates each skill level with specialty qualifications (knowledge, education, experience, training, and other); and **Section D** indicates training resource constraints. Some examples are: funds, manpower, equipment, and facilities. **Section E** identifies transition training guide requirements for SSgt through MSgt (not used).

2.2. At the unit level, supervisors and trainers use Part II to identify, plan, and conduct training commensurate with the overall goals of this plan. Part II includes the following: **Section A** identifies the Specialty Training Standard (STS), its purpose and how to use it, **Section B** contains the Course Objective list and training standards supervisors use to determine if Airmen satisfied training requirements. **Section C** identifies available on-the-job (OJT) support materials. An example is a Qualification Training Package, which may be developed to support proficiency training. **Section D** identifies a training course index supervisors can use to determine resources available to support training. **Section E** can be used to identify Major Command (MAJCOM) unique training requirements supervisors can use to determine additional training required for the associated qualification needs.

2.3. The attachments contain the specific references to tasks and guidance to use for training. It is separated into two separate training standards that are used, depending on whether your agency supports Intercontinental Ballistic Missile (ICBM) maintenance or Air-Launched Cruise Missile (ALCM) maintenance.

3. Using guidance provided in the CFETP ensures individuals in this specialty receive effective and efficient training at the appropriate points in their career. This plan enables us to train today's workforce for tomorrow's tasks.

PART I

Section A - GENERAL INFORMATION

1. Purpose. This CFETP provides the information necessary for Air Force Career Field Managers, MAJCOM Functional Managers, commanders, training managers, supervisors, and trainers to plan, develop, manage, and conduct an effective and efficient career field training program. The plan outlines the training individuals in the Missile and Space Systems Electronic Maintenance specialty should receive in order to develop and progress throughout their career. This plan identifies initial skills, upgrade, qualification, advanced, and continuation training. The CFETP has several purposes—some are:

1.1. Serves as a management tool to plan, manage, conduct, and evaluate a career field training program. Also, it is used to help supervisors identify training at the appropriate point in an individual's career.

1.2. Identifies task and knowledge training requirements for each skill level in the specialty and recommends education and training throughout each phase of an individual's career.

1.3. Lists training courses available in the specialty, identifies sources of training, and the training delivery method.

1.4. Identifies major resource constraints that impact full implementation of the desired career field training process.

2. Uses. The plan is used by MAJCOM Functional Managers and supervisors at all levels to ensure comprehensive and cohesive training programs are available for each individual in the specialty.

2.1. AETC training personnel develop or revise formal resident, nonresident, field and exportable training based upon requirements established by the users and documented in Part II of the CFETP. They also work with the Air Force Career Field Manager to develop acquisition strategies for obtaining resources needed to provide the identified training.

2.2. MAJCOM Functional Managers ensure their training programs complement the CFETP mandatory initial, upgrade, and proficiency requirements. OJT, resident training, and contract training or exportable courses can satisfy identified requirements. Ensure MAJCOM-developed training to support this AFSC is identified for inclusion into the plan.

2.3. Each individual completes the mandatory training requirements specified in this plan. The list of courses in Part II is used as a reference to support training.

3. Coordination and Approval. The Air Force Career Field Manager is the approval authority. Also, the Air Force Career Field Manager will initiate an annual review of this document to ensure currency and accuracy. MAJCOM representatives and AETC training personnel will identify and coordinate on the career field training requirements. Using the list of courses in Part II, ensures elimination of duplicate training.

PART I

Section B - CAREER PROGRESSION AND INFORMATION

1. Specialty Descriptions. This section provides a description of the Missile and Space Systems Electronic Maintenance specialty and the duties and responsibilities performed within.

1.1. Specialty Summary. The Missile and Space Systems Electronic Maintenance specialty maintains, operates, and supervises maintenance on ground and air missiles, space lift boosters, payloads, guidance and control systems, and subsystems. Monitors, analyzes, and compiles system performance data. Performs and supervises maintenance on automated and manual electronic test, launch control, checkout, and support equipment (SE). Related DoD Occupational Subgroup: 112100.

1.2. Duties and Responsibilities. The Missile and Space Systems Electronic Maintenance specialty:

1.2.1. Monitors, operates, and supervises operation of consoles, fault display panels, and checkout equipment. Monitors status of ALCMs, ICBMs, space lift boosters, payloads, subsystems, and support equipment. Operates or oversees checkout and test equipment operation.

1.2.2. Supervises and performs missile, space lift booster, and payload systems maintenance and launch processing. Coordinates and oversees activities of contractor personnel during space launch activities. Operates, calibrates, inspects, maintains, or oversees these actions on missiles, missile and aircraft integration systems, aerospace vehicle equipment, operational ground equipment, automated and manual test equipment, space lift boosters, and payloads. Diagnoses flight data gathered during operational test launches. Performs ICBM coding activities.

1.2.3. Performs or assists malfunction analysis and repair of missile, space lift booster, and payload systems and subsystems. Determines system status. Operates or supervises operation of automated and manual test and checkout equipment to include performing calibrations. Disassembles, inspects, services, and replaces components and wiring. Modifies and repairs airframe and surfaces. Reassembles and verifies repairs, or supervises these actions, on electronic components of ALCMs, ICBMs, space lift boosters, and payloads. Records findings.

1.2.4. Performs or supervises maintenance on electronic equipment and coordinates launch processing and maintenance activities. Performs or supervises electronic and communication equipment maintenance. Uses or monitors use of manual and automatic checkout and test equipment to check integrated missile, space lift booster, payload systems, subsystems, and related electronic or communication equipment.

2. Skill and Career Progression. Adequate training and timely progression from the apprentice to the superintendent level play an important role in the Air Force's ability to accomplish its mission. It is essential that everyone involved in training do their part to plan, manage, and conduct an effective training program. The guidance provided in this part of the CFETP ensures each individual receives viable training at appropriate points in their career.

2.1. Apprentice Training (2M031A/B). Initial skills training in this specialty consists of tasks and knowledge training provided in the Missile and Space Systems Electronic Maintenance Apprentice Course

(2M031A) or the Missile and Space Systems Air-Launched Cruise Missile Maintenance Apprentice Course (2M031B). Individuals must successfully complete one of these initial skills courses to be awarded the 3-skill level in their appropriate shred-out.

2.2. Journeyman Training (2M051A). Upgrade training to the 5-skill level in the A-shred of the Missile and Space Systems Electronic Maintenance specialty consists of: (1) completing the mandatory requirements identified in the Air Force Enlisted Classification Directory (AFECD) and DAFI 36-2670, *Total Force Development*, (2) completing the knowledge training provided in the 2M051A Career Development Course (CDC), (3) obtaining qualification on 5-level core tasks identified in the applicable STS, and (4) meeting time in training requirements identified in Section C. Upgrade training can be performed by a qualified shop trainer, Maintenance Training Section (MTS) instructor, or by completing AETC Field Training Detachment (FTD) courses. After award of the 5-skill level, continuation training, when available, should be utilized based on an individual's particular duty position or other needs.

2.3. Journeyman Training (2M051B). Upgrade training to the 5-skill level in the B-shred of the Missile and Space Systems Electronic Maintenance specialty consists of: (1) completing the mandatory requirements identified in the AFECD and DAFI 36-2670, (2) completing the knowledge training provided in the 2M051B CDC, (3) obtaining qualification 5-level core tasks identified in the applicable STS, and (4) meeting time in training requirements identified in Section C. Upgrade training can be performed by a qualified shop trainer or Training Section instructor. After award of the 5-skill level, continuation training, when available, should be utilized based on an individual's particular duty position or other needs.

2.4. Craftsman Training (2M071). Upgrade training to the 7-skill level in the Missile and Space Systems Electronic Maintenance specialty consists of: (1) completing the mandatory requirements in the AFECD and DAFI 36-2670, (2) completing the in-resident Missile and Space Craftsman Course, (3) obtaining qualification on all 7-level core tasks identified in the STS, and (4) meeting time in training requirements identified in Section C. After award of the 7-skill level, continuation or advanced training, when available, should be utilized based on an individual's particular training needs.

2.5. Superintendent Training (2M090). Upgrade training to the 9-skill in the Missile and Space Systems Maintenance specialty consists of: (1) completion of the in-resident Senior Non-Commissioned Officer Academy, (2) and promotion to Senior Master Sergeant.

3. Training Decisions. The CFETP uses a building block approach (simple to complex) to encompass the entire spectrum of training requirements for the Missile and Space Systems Electronic Maintenance career field. The spectrum includes a strategy for when, where, and how to meet the training requirements. The strategy should be apparent and affordable to reduce duplication of training and eliminate a disjointed approach to training. The training decision for skill level progression is recommended by the MAJCOMs and AETC training personnel, with the final decision authority resting with the Air Force Career Field Manager.

3.1. Initial Skills. Initial skills (3-level) training is provided by AETC using the Missile and Space Systems Electronics Maintenance Apprentice Course or the Missile and Space Systems Air-Launched Cruise Missile Maintenance Course. Completion of the applicable course constitutes qualification on all 3-level core task requirements in that shred, unless course deviations are identified.

3.2. Journeyman Training (5-level). In order to successfully complete journeyman training and be

awarded the 2M051A or 2M051B AFSC, personnel must first be awarded the 2M031A or 2M031B AFSC. Upon arrival to their unit of assignment, they will be enrolled in the 5-skill level upgrade training program. This starts the time-in-training countdown. They must also be qualified on all 5-level core tasks identified in the STS and complete the applicable 2M051A **OR** 2M051B CDC. Once they have 12 months' time-in-training (9 months for retrainees) from enrollment, then journeyman training is complete and personnel are awarded the 2M051A or 2M051B AFSC.

3.3. Craftsman Training (7-level). In order to successfully complete craftsman training and be awarded the 2M071 AFSC, personnel must complete journeyman training and have been awarded the 2M051A or 2M051B AFSC. Once they are given a promotion line number to Staff Sergeant, they are automatically enrolled in 7-level upgrade training, where the time-in-training countdown starts. They must also be qualified on all 7-level core tasks identified in the STS and complete the in-resident Missile and Space Craftsman Course. Once they have 12 months' time-in-training (6 months for retrainees) from enrollment, then craftsman training is complete.

3.4. Superintendent Training (9-level). In order to successfully complete superintendent training and be awarded the 2M090 AFSC, personnel must complete the Senior Non-Commissioned Officer Academy (SNCOA), and be promoted to Senior Master Sergeant.

4. Community College of the Air Force (CCAF). Enrollment in the CCAF occurs upon completion of Basic Military Training. CCAF provides the opportunity to obtain an Associate of Applied Science Degree. In addition to its associate degree program, CCAF offers the following:

4.1. CCAF Instructor Certification. Upon completion of instructor qualification training, consisting of the instructor methods course and supervised practice teaching, CCAF instructors who possess an associate degree or higher may be nominated by their school commander or commandant for certification as an occupational instructor.

4.2. Trade Skill Certification. When a CCAF student separates or retires, a trade skill certification is awarded for the primary occupational specialty. The college uses a competency based assessment process for trade skill certification at one of four proficiency levels: Apprentice, Journeyman, Craftsman (Supervisor), or Master Craftsman (Manager). All are transcribed on the CCAF transcript.

4.3. Degree Requirements. All Airman are automatically entered in the CCAF program. Prior to completing an associate degree, the 5-level must be awarded and the following requirements must be met. See the current CCAF Course Catalog for specific degree requirements:

<i>Core Area</i>	<i>Semester Hours</i>
Technical Education	24
General Education	15
Program Elective	15
Leadership, Management, and Military Studies	6
Total Semester Hours	60

4.4. Additional off-duty education is a personal choice encouraged for all. Individuals desiring to become an AETC Instructor should be actively pursuing an associate degree. A degreed faculty is necessary to maintain accreditation through the Southern Association of Colleges and Schools.

5. Career Field Path.

5.1. Table 5-1 provides a list of possible assignments for the 2M0X1 AFSC operating within the ICBM weapon system. Table 5-2 provides a list of possible assignments for the 2M0X1 AFSC operating on the ALCM or associated weapons systems. The assignments are subject to change without notice. Active duty members interested in assignments should consult the Assignment Management System (AMS) for more detailed information.

Table 5.1. Enlisted Assignments (ICBM)





LOCATION	3-Level (AB-A1C)	5-Level (SrA)	5-Level (SSgt)	7-Level (TSgt)	7-Level (MSgt)
Minot AFB, ND	X	X	X	X	X
Malmstrom AFB, MT	X	X	X	X	X
FE Warren AFB, WY	X	X	X	X	X
Vandenberg SFB, CA		X	X	X	X
Cape Canaveral SFS, FL			X	X	X
Hill AFB, UT			X		
Los Angeles AFB, CA				X	
Barksdale AFB, LA				X	X
McGuire AFB, NJ					X
Kirtland AFB, NM					X
Peterson SFB, CO					X
Sheppard AFB, TX					X
Offutt AFB, NE					X




Table 5.2. Enlisted Assignments (ALCM)

LOCATION	3-Level (AB-A1C)	5-Level (SrA)	5-Level (SSgt)	7-Level (TSgt)	7-Level (MSgt)
Minot AFB, ND	X	X	X	X	X
Barksdale AFB, LA	X	X	X	X	X
Vandenberg SFB, CA			X	X	X
Cape Canaveral SFS, FL			X	X	X
Hill AFB, UT			X	X	X
Edwards AFB, CA			X		X
Tinker AFB, OK				X	X
Los Angeles AFB, CA				X	
Eglin AFB, FL					X
Peterson SFB, CO					X

5.2. Table 5.3 depicts a nominal career path for the Missile and Space Systems Electronic Maintenance specialty.

Table 5.3. 2M0X1 Career Path.

Rank	Upgrade Training	Professional Development (Note 1, 3)	Career Ladder (Note 2)
AB, Amn, A1C 	3-Level Apprentice - Complete initial training	- FTAC	- Technical Training Student - Technician
SrA 	5-Level Journeyman - 12 months in training (retrainees 9 months) - 2M051A or B CDC completed - Certified on core tasks	- Airman Leadership School - Air Force Training Course	- Technician - Team Chief - Instructor/Trainer - Evaluator - MMOC/MUNS Controller - Scheduler - Data Analyst - Code Controller
SSgt 	7-Level Craftsman - Minimum rank of SSgt-select - 12 months in training (retrainees 6 months) - Complete Missile and Space Craftsman Course (in-resident) - Certified on core tasks	- Finish CCAF - Air Force Training Course Opportunity to crossflow into Space Lift, Depot and eligible for DSD or AETC Tech Training. Crossflow between ICBM/ALCM possible.	- Team Chief - Instructor/Trainer - Evaluator - MMOC/MUNS Controller - Scheduler - Data Analyst - Code Controller Space Lift - Mission Assurance Technician - Instructor/Trainer
TSgt 		- NCO Academy - SEJPME	- Team Chief - Instructor/Trainer - Evaluator - MMOC/MUNS Controller - Scheduler - Code Controller - Task Supervisor/Bay Chief - Shop Supervisor - Expediter - NCOIC - MAJCOM/NAF Space Lift - Mission Assurance Technician - Instructor/Trainer - FIELDCOM - NCOIC

		- SEJPME II	<ul style="list-style-type: none"> - Evaluator - Instructor/Trainer - Task Supervisor/Bay Chief - Shop Supervisor - Production Superintendent - NCOIC - Flight Chief - MAJCOM/NAF <ul style="list-style-type: none"> Space Lift - FIELDCOM - NCOIC - Flight Chief - NRO
	9-Level Superintendent - Must sew on SMSgt, complete SNCOA.	- SNCO Academy	<ul style="list-style-type: none"> - Flight Chief - Manager - Production Superintendent - Senior Enlisted Leader (at Squadron level) - HAF/MAJCOM/NAF
	Chief Enlisted Manager (CEM)	- Chief Leadership Course	<ul style="list-style-type: none"> - QA Superintendent - Senior Enlisted Leader (at Group or Squadron-level) - MAJCOM Functional Manager - Career Field Manager
<p>Note 1. This should be used as a guide to expand knowledge and increase functional skills.</p> <p>Note 2. This should be used as a guide to provide supervisors and members an idea of what positions they should be striving for to gain experience as they progress through the grade and skill levels.</p> <p>Note 3. The opportunity to crossflow exists at all levels at Staff Sergeant and above.</p>			

5.3. Occupational Badge Wear Guidance. The following guidance details which occupational badges are worn by the Missile and Space Systems Electronic Maintenance AFSC and their award criteria.

5.3.1. By HQ USAF direction, personnel no longer earn occupational badges upon graduation from the 3-skill level initial training course.

5.3.2. Upon upgrade to the 5-skill level, personnel earn the Basic Missile Badge and Basic Maintenance Badge.

5.3.3. Upon upgrade to the 7-skill level, personnel earn the Senior Missile Badge and Senior Maintenance Badge.

5.3.4. Upon promotion to Master Sergeant, personnel earn the Master Missile Badge and the Master Maintenance Badge, granted 5-years has passed since upgrade to the 7-skill level.

5.3.5. If worn together, the Missile Badge will be worn above the Maintenance Badge. Otherwise, members may choose which occupational badge (Maintenance or Missile Badge) to wear above the left US Air Force tape.

PART I

Section C - SKILL LEVEL TRAINING REQUIREMENTS

1. Purpose. Skill level training requirements in this specialty are defined in terms of tasks and knowledge requirements. This section outlines the specialty qualification requirements for each skill level in broad, general terms, and establishes the mandatory requirements for entry, award, and retention of each skill level. The specific task and knowledge training requirements are in the STS in Attachment 2 or Attachment 3 of this CFETP.

2. Missile and Space Systems Electronic Maintenance Apprentice (3-skill level).

2.1. Specialty Qualification.

2.1.1. Knowledge. Knowledge is mandatory of electronic theory, circuitry, and schematic diagrams.

2.1.2. Education. For entry into this specialty, completion of high school or a General Educational Development (GED) equivalency is mandatory.

2.1.3. Training. For award of the 2M031A/B AFSC, completion of a specific basic 3-level apprentice course is mandatory.

2.1.4. Experience. Training and qualification in all 3-level core tasks identified in the STS is mandatory. Completion of the applicable 3-level course satisfies this requirement, thus no further documentation is required.

2.1.5. Other. For entry into this specialty, the following are mandatory:

2.1.5.1. Screened for eligibility and meet requirements of the Personnel Reliability Program (PRP) as outlined in HQ AETC PRP Prescreening Guidance.

2.1.5.2. Passing color vision, as defined by correctly identifying at least 10 of 14 Ishihara Plates.

2.1.5.3. Qualification to operate government vehicles according to AFI 24-301, *Ground Transportation*.

2.1.5.4. Freedom from fear of heights or claustrophobia.

2.1.5.5. Completion of a Tier 5 Investigation according to AFMAN 16-1405, *Air Force Personnel Security Program*. Award of the 3-level is authorized without a completed Single Scope Background Investigation (SSBI) provided an interim Top Secret clearance has been granted IAW AFMAN 16-1405.

2.2. Training Sources and Resources. Mandatory training and experience is provided in the basic 3-level apprentice course.

2.3. Implementation. Award of the 3-level is granted upon completion of the applicable 3-level apprentice course, if all other entry requirements have been satisfied.

3. Missile and Space Systems Maintenance Journeyman (5-skill level).

3.1. Specialty Qualification.

3.1.1. Training. Completion of the specific 2M051 CDC (A or B) is mandatory (ICBM personnel will take the 2M051A CDCs and ALCM personnel will take the 2M051B CDCs). Additionally, qualification on applicable 5-level core tasks for the assigned weapon system (i.e. ALCMs or ICBMs) and duty section is required.

3.1.2. Experience. Qualification in and possession of AFSC 2M031A or 2M031B. Experience is preferred in maintenance duty sections, such as Electromechanical Maintenance Teams (EMT), Electronics Laboratory (ELAB), Missile Communications Maintenance (MCM), Missile Maintenance, Weapons Handling, or Verification and Checkout Equipment (VACE). Additionally, 12 months of training from the start of Journeyman upgrade training is required (9 months for retrainees).

3.1.3. Other. For award and retention of this specialty, the following are mandatory:

3.1.3.1. Must meet eligibility to requirements to fill critical PRP positions.

3.1.3.2. Must maintain local area network access.

3.1.3.3. Must complete a Tier 5 investigation according to AFMAN 16-1405.

3.2. Training Sources/Resources. The STS identifies all core tasks required.

3.3. Implementation. Entry into Journeyman upgrade training will be initiated when an individual possesses the 2M031A or 2M031B AFSC and is assigned to their unit. The individual may then be enrolled in the 2M051A (ICBM) **OR** 2M051B (ALCM) CDC, as applicable. Award of the 5-level is granted upon completion of all training and experience requirements, including time-in-training requirements.

4. Missile and Space Systems Maintenance Craftsman (7-skill level).

4.1. Specialty Qualification.

4.1.1. Training. Completion of the Missile and Space Craftsman Course (in-resident) is mandatory. Additionally, qualification on applicable 7-level core tasks is mandatory.

4.1.2. Experience. Qualification in and possession of AFSC 2M051A/2M051B. Experience is preferred performing or supervising functions in EMT, ELAB, MCM, Missile Maintenance, Weapons Handling, or VACE. Additionally, 12 months of training from the start of Craftsman upgrade training is required (6 months for retrainees).

4.1.3. Other. For award and retention of this specialty, the following are mandatory:

4.1.3.1. Must meet eligibility requirements to fill critical PRP positions.

4.1.3.2. Must maintain local area network access.

4.1.3.3. Must complete Tier 5 investigation according to AFMAN 16-1405.

4.2. Training Sources/Resources. Mandatory training is provided in the Missile and Space Craftsman Course (in-resident). Other core tasks are identified in the applicable STS.

4.3. Implementation. Entry into Craftsman upgrade training is initiated when the individual possesses the 2M051A/2M051B AFSC and is awarded a promotion sequence number to Staff Sergeant. The individual may then be scheduled to attend the Missile and Space Craftsman Course (in-resident) upon recommendation of the supervisor. Award of the 7-level is granted upon promotion to Staff Sergeant, granted completion of all training and experience requirements, including time-in-training requirements have been met.

5. Missile and Space Systems Superintendent (9-skill level). Upon their SMSgt promotion effective date, a 2M071 will automatically be awarded the 2M090 AFSC.

PART I

Section D - RESOURCE CONSTRAINTS

1. Purpose. This section identifies known resource constraints that preclude optimal and desired training from being developed or conducted, including information on cost and manpower. This section includes a narrative explanation of each resource constraint and impact statement describing what affect each constraint has on training. Also included in this section are actions required, OPR, and target completion rates. As a minimum, these constraints are reviewed and updated annually.

1.1. No current resource constraints.

PART II

Section A – SPECIALTY TRAINING STANDARD

1. Implementation. This STS will be used for technical training provided by AETC for 2M0X1 courses. The ICBM 3-Level course was implemented January 2021 and the 2M07X 7-Level Course is scheduled for October 2022. The ALCM 3-Level course will be established following CFETP publication. The ICBM STS is contained in Attachment 2 and the ALCM STS is contained in Attachment 3.

2. Purpose. As prescribed, the STS will:

2.1. Identify the applicable task numbers, the specific task or knowledge to be trained as well as the technical references necessary to train those tasks.

2.2. List core tasks for 3-, 5- and 7-skill level upgrade for the 2M0X1 AFSCs. The number indicates which skill level the task is applicable for upgrade to.

2.3. List proficiency codes for formal training. 3 LEVEL COURSE and 5 LEVEL CDC proficiency codes are identified here. For a list of tasks trained in the Missile and Space Maintenance Craftsman Course, see the Course Training Standard for that course.

2.4. Column 4 identifies certification for qualification and is used to record completion of tasks. Use automated training management systems to document training start, training completion, and acknowledgement of trainer and trainee certification. Of note, qualification documentation is not required for subject knowledge line items unless a CDC or formal technical training is not available. Completion of the courses where those line items are identified completes the subject knowledge training and no documentation is required, unless there is an accompanying task performance requirement.

3. Additional Guidance.

3.1. Use an approved automated system to document task qualifications. For documentation, decertification/recertification, and transcribing procedures see DAFI 36-2670.

3.2. IAW DAFI 36-2670, the 2M0 AFCFM has directed that no core tasks require third-party certifications.

3.3. All 2M0X1 SNCOs, who are qualified on and are currently performing technical tasks (e.g. technician, team chiefs, instructors, evaluators), must maintain task qualification documentation.

3.4. Space lift Tasks. Common Space lift tasks can be found in the myTraining database titled 2M0XX-000. These tasks apply to those 2M0s assigned to Space lift positions.

3.5. Recommendations.

3.5.1. For comments and recommendations concerning quality of AETC training, or if you need to report unsatisfactory performance of individual course graduates, please contact “532 TRS/TTV, 1472 Nevada Avenue, Vandenberg SFB, California 93437-5305,” and identify the applicable STS items and

comments.

3.5.2. Additionally, a 24-hour Customer Service Information Line has been developed to report over- or under-training on task/knowledge items listed in the STS. For a quick response to any AETC training problem, call DSN 736-5236 or contact 82TRGCSIL@us.af.mil.

3.5.3. Report inadequacies and suggested corrections to this CFETP or STS to the 2M0 AFCFM (DSN 222-9941) through your MAJCOM functional manager. You may also identify suggested corrections or inadequacies on the 2M0 Sharepoint site at the following link:

<https://usaf.dps.mil/teams/11262/HAF/HAF-A4LW/2M0EDT/SitePages/Home.aspx>

BY ORDER OF THE SECRETARY OF THE AIR FORCE

WARREN D. BERRY
Lieutenant General, USAF
DCS/Logistics, Engineering and Force Protection

PART II

Section B - COURSE OBJECTIVE LISTING

There are currently no course objective requirements. This area is reserved.

Section C - SUPPORT MATERIALS

There are currently no support material requirements. This area is reserved.

Section D - TRAINING COURSE INDEX

1. Purpose. This section identifies mandatory and optional training courses available in the Missile and Space Systems Electronic Maintenance specialty.

2. Skill Level Awarding Courses. Completion of the following course is mandatory for the award of the 3- and 7-skill level.

<i>CRS NO./TITLE</i>	<i>MDS/EQUIP</i>	<i>LOCATION</i>	<i>USER</i>
V3ABR2M031A 088D Missile and Space Systems Electronic Maintenance Apprentice	ICBM	Vandenberg	AFGSC
J3ABR2M031B 089D Missile and Space Systems Electronic Maintenance Apprentice	ALCM	Vandenberg	AFGSC
J3ACP2M07X 088A Missile and Space Maintenance Craftsman (available October 2022)	ICBM/ ALCM	Vandenberg	All

3. Other In-Residence Courses. These courses are optional courses, however, may be mandatory depending on what qualification training is needed.

<i>CRS NO./TITLE</i>	<i>MDS/EQUIP</i>	<i>LOCATION</i>	<i>USER</i>
J4AMP2M0X1 A88B/ PDS Code: 1WR MMIII – Electromechanical Technician Journeyman	ICBM	FE Warren Minot Malmstrom	AFGSC
J4AMP2M0X1 B88A/ PDS Code: 1WS MMIII – Electromechanical Technician Advanced Skills Course	ICBM	FE Warren Minot Malmstrom	AFGSC
J4AMP2M0X1 C88A/ PDS Code: 1WT EMT – Hardness Surveillance Electromagnetic Pulse (HSEP) Program	ICBM	FE Warren Minot Malmstrom	AFGSC
J4AMP2M0X1 D88A/ PDS Code: 1WU MMIII EMT/FMT – Simulated Electronic Launch Minuteman (SELM)	ICBM	FE Warren Minot Malmstrom	AFGSC

J4AMP2M0X1 E88A/ PDS Code: 1WV MMIII – Electromechanical Technician Fundamentals Course	ICBM	FE Warren Minot Malmstrom	AFGSC
J4AMP2M0XX A88A/ PDS Code: 1X7 Special Purpose Vehicle Operators Military Diving Familiarization	ICBM	FE Warren Minot Malmstrom	AFGSC
J4AMP2M0XX B88A PDS Code: 1X8 Special Purpose Vehicle Operators Fork Lift	ICBM	FE Warren Minot Malmstrom	AFGSC
J4AMP2M0XX C88A PDS Code: 1X9 Commercial Vehicle Operations Training Fundamentals Course	ICBM	FE Warren Minot Malmstrom	AFGSC
J4AMP2M0XX E88A PDS Code: 1XB Special Purpose Vehicle Operators Crane Manual Transmission	ICBM	FE Warren Minot Malmstrom	AFGSC
J4AMP2M0XX F88A PDS Code: 1XC Special Purpose Vehicle Operators Crane Automatic Transmission	ICBM	FE Warren Minot Malmstrom	AFGSC
J4AMP2M0XX G88A PDS Code: 1Z6 Special Purpose Vehicle Operators Skid and Gravel Refresher	ICBM	FE Warren Minot Malmstrom	AFGSC
J4AMP2M0XX I88A PDS Code: 1Z8 Special Purpose Vehicle Operators Crane Refresher	ICBM	FE Warren Minot Malmstrom	AFGSC
J4AMP2M0XX J88A PDS Code: 1Z9 Special Purpose Vehicle Operators Compact Loader Course	ICBM	FE Warren Minot Malmstrom	AFGSC
J4AMP2M0XX H88A PDS Code: LF Entry and Exit	ICBM	FE Warren Minot Malmstrom	AFGSC AFMC
MNUC200, MILPDS: 2X1 AF Nuclear Fundamentals Course (Nuclear 200)	ICBM ALCM	Kirtland AFB	All
MNUC300, MILPDS: 0I5 Advanced Nuclear Concepts Course (Nuclear 300)	ICBM ALCM	Kirtland AFB	All
CKVNUC0000600SU, MILPDS: 05G AF Nuclear Certified Equipment (NCE) Users Course	ICBM ALCM	Kirtland AFB	AFGSC AFMC

J3AZP2M071 088B MILPDS: 07B Technical Engineering Course	ICBM	Vandenberg	AFGSC AFMC
J3AZP2M051 089C MILPDS: V6U Verification and Checkout Equipment (Support Equipment Maintenance)	ALCM	Vandenberg	AFGSC AFMC
MSPACE 200, MILPDS: OTR Space 200	Space	Peterson SFB	USSF
MSPACE300, MILPDS: OTS Space 300	Space	Peterson SFB	USSF
WNC200: MILPDS: 2A6 NC3 200 - AF Nuclear Command, Control, and Communications (NC3)	ICBM ALCM	Barksdale AFB	AFGSC
WNC300, MILPDS: 2A3 NC3 300 – AF Nuclear Command, Control, and Communications (NC3)	ICBM ALCM	Barksdale AFB	AFGSC

4. Distance Learning/Distributed Learning Courses. These courses are mandatory for upgrade to the 5-skill in the applicable shred-out.

<i>CRS NO.</i>	<i>COURSE TITLE</i>
CDC 2M051A	Missile and Space Systems Electronics Maintenance Journeyman (ICBM)
CDC 2M051B	Missile and Space Systems Electronics Maintenance Journeyman (ALCM)

5. Other Distance Learning Courses. These are courses are optional, but may be mandatory, as determined by unit of assignment.

<i>CRS NO.</i>	<i>COURSE TITLE</i>
ACQ 1010	Fundamentals of Systems Acquisition Management (Defense Acquisition University)
LOG 1000	Life Cycle Logistics Fundamentals (Defense Acquisition University)
LOG 105	Fundamentals of System Sustainment Management (Defense Acquisition University)
LOG 104	Reliability, Availability, and Maintainability (RAM) (Defense Acquisition University)
LOG 0080	Designing for Supportability in DoD Systems (Defense Acquisition University)
CLL 011	Performance Based Logistics (PBL) (Defense Acquisition University)

SPACE 100	Space 100 Course (USSF) (National Security Space Institute)
C03M220014A	ICBM-ALCM First Look Missile Systems Handbook (Griffin University)

Section E – MAJCOM UNIQUE REQUIREMENTS

1. AFGSC Unique Courses. These courses are optional, but may be mandatory based on position.

<i>CRS NO./TITLE</i>	<i>MDS/EQUIP</i>	<i>LOCATION</i>
GSC MSL MSPC, PDS Code 00Z Missile Maintenance Supervision and Production Course	ICBM	McGuire AFB
ICBM Maintenance Instructor Techniques Course	ICBM	FE Warren AFB
ICBM Maintenance Evaluator Course	ICBM	FE Warren AFB

Attachment 1. Proficiency Code Key

A1. Table A.1.1. contains the Proficiency Code Key (PCK) that corresponds to Column 5 in the STS and is used to indicate the level of training knowledge provided by resident technical schools and career development courses.

Table A.1.1. Proficiency Code Key.

	Scale Value	Definition: The individual
Task Performance Levels	1	Can do simple parts of the task. Needs to be told or shown how to do most of the task. (Extremely Limited)
	2	Can do most parts of the task. Needs only help on hardest parts. (Partially Proficient)
	3	Can do all parts of the task. Needs only a spot check of completed work. (Competent)
	4	Can do the complete task quickly and accurately. Can tell or show others how to do the task. (Highly Proficient)
*Task Knowledge Levels	a	Can name parts, tools, and simple facts about the task. (Nomenclature)
	b	Can determine step by step procedures for doing the task. (Procedures)
	c	Can identify why and when the task must be done and why each step is needed. (Operating Principles)
	d	Can predict, isolate, and resolve problems about the task. (Advanced Theory)
**Subject Knowledge Levels	A	Can identify basic facts and terms about the subject. (Facts)
	B	Can identify relationship of basic facts and state general principles about the subject. (Principles)
	C	Can analyze facts and principles and draw conclusions about the subject. (Analysis)
	D	Can evaluate conditions and make proper decisions about the subject. (Evaluation)
<p>Explanations</p> <p>* A task knowledge scale value may be used alone or with a task performance scale value to define a level of knowledge for a specific task. (Example: b and 1b)</p> <p>** A subject knowledge scale value is used alone to define a level of knowledge for a subject not directly related to any specific task, or for a subject common to several tasks.</p> <p>- This mark is used alone instead of a scale value to show that no proficiency training is provided in the course or CDC.</p> <p>- (X) This mark is used alone in course columns to show that training required but not given due to limitations in resources.</p> <p>NOTE: All tasks and knowledge items shown with a proficiency code are trained during war time.</p>		

Attachment 2

2M0X1 (ICBM) SPECIALTY TRAINING STANDARD

TASKS, KNOWLEDGE, AND TECHNICAL REFERENCES	Core/Cert ^	Deployment */SEI + CBRN ~	PROFICIENCY CODES	
			3 LEVEL COURSE	5 LEVEL CDC
1 SPECIALTY INTRODUCTION				
1.1. Progression in career ladder (2M0X1A), TR: 2M0X1 CFETP			A	
1.2. Duties of AFSs 2M0X1A/B, TR: AFMAN 21-202, AFECDC			A	A
2. ORGANIZATION				
2.1. Organizational structure, TR: AFI 38-101 / AFMAN 21-200			A	B
2.2. Functions and responsibilities of missile organizations, TR: AFMAN 21-202			-	A
3. DOCTRINE				
3.1. Description, TR: Basic Doctrine, Volume 1			A	-
3.2. Nuclear Operations Overview, TR: Annex 3-72			A	-
3.3. AFTTP 3-3. Muns and Missile Mx Overview, TR: AFTTP 3-3			-	-
3.4. AFTTP 3-3. ICBM Overview, TR: AFTTP 3-3			-	-
4. ADMINISTRATION, TR: DAFI 36-2670, AFMAN 21-202				
4.1. Perform initial eval/work center orientation	7		-	-
4.2. Conduct pre-dispatch/pre-task maintenance briefings	7		-	-
4.3. Team chief duties			-	B
4.4. Task supervisor duties			-	-
4.5. Technician duties			B	-
5. TRAINING, TR: AF Training Course, AFMAN 21-202, DAFI 36-2670				
5.1. Plan and supervise training programs	7		-	-
5.2. Instructor/trainer duties			-	B
5.3. Conduct qualification training, TR: ICBM Trainer Course	7		-	-
5.4. Maintain training records	7		-	-
6. PUBLICATIONS				
6.1. Description of standard publications, TR: DAFI 33-360			A	-
6.2. Use standard publications, TR: DAFI 33-360	5		-	-
6.3. Technical Order (TO) System, TR: TO 00-5-1, AFGSCI 32-1005				
6.3.1. TO System Description			A	-
6.3.2. Use technical orders	5		2b	-
6.3.3. Use Civil Engineering Manual (CEMs)			-	-
6.3.4. Isolate faults using TO fault flow, TR: 21M-LGM30G-2-1-X			-	-
6.3.5. Initiate TO improvement report	5		-	b
6.3.6. Initiate CEM improvement report			-	b
7. SAFETY, TR: AFI 91-114, 91-202, TOs 00-25-245, 31-1-141, 21M-LGM30G-2-10, AFMAN 91-203				
7.1. Hazards of AFSC			B	-
7.2. Inspect personal safety equipment	5		2b	-
7.3. Use emergency breathing apparatus, TR: TOs 14S5-11-11, 14S5-18-1, 14S5-19-11, 14S5-30-2, 14S5-32-1, Applicable Manufacturers Operation and Service Instructions			-	-
7.4. Hazardous Communication (HAZCOM), TR: AFI 90-821			A	-
7.5. USAF Mishap Prevention Program, TR: AFI 91-202				
7.5.1. Description			A	-
7.5.2. Hazard identification and reporting process			A	-
8. NUCLEAR WEAPONS SURETY, TR: AFI 91-101, 91-114, AFMAN 91-221				

TASKS, KNOWLEDGE, AND TECHNICAL REFERENCES	Core/Cert ^	Deployment * / SEI + CBRN ~	PROFICIENCY CODES	
			3 LEVEL COURSE	5 LEVEL CDC
8.1. Nuclear Surety				
8.1.1. Nuclear Surety Program			A	-
8.1.2. Two Person Concept			A	-
8.1.3. Weapon System Safety Rules			-	A
8.1.4. Nuclear deficiency reports			-	A
8.1.5. Report nuclear surety deficiencies (DULL SWORD)			-	-
8.2. Nuclear Certified Equipment (NCE), TR: AFI 63-125, MNCL				
8.2.1. Description/Positive Identification /Restrictions			A	-
8.2.2. NCE Management			-	-
8.2.3. Perform nuclear certification verification using MNCL	5		2b	-
9. MAINTENANCE DATA DOCUMENTATION (MDD)				
9.1. Maintenance Data Collection (MDC)				
9.1.1. Purpose & Description, TR: TO 00-20-2			A	B
9.1.2. Use work unit code manuals, TR: 21M-LGM30F-06-X			2b	-
9.1.3. Complete AFTO 350 tags, TR: TO 00-20-2	5		2b	-
9.1.4. Complete DD Form 1500-series tags, TR: TO 00-20-3	5		-	-
9.1.5. Evaluate MDC tags, TR: TOs 00-20-1, 00-20-2	7		-	-
9.1.6. Use alternate MDD forms & methods, TR: TO 00-20-2			-	-
9.2. Integrated Maintenance Data System (IMDS), TR: IMDS User's Guide, TO 00-20-2				
9.2.1. Description			A	-
9.2.2. Use IMDS	5		-	-
9.2.3. Perform supervisory data review	7		-	-
9.3. Deficiency report (DR), TR: TO 00-35D-54				
9.3.1. Description			-	B
9.3.2. Initiate deficiency report	7		-	b
9.4. Maintenance/Engineering Technical Assistance (MAR/TAR) Request, TR: TO 00-25-107				
9.4.1. Description			-	B
9.4.2. Submit MAR/TAR	7		-	b
10. MATERIEL MANAGEMENT AND SUPPLY DISCIPLINE				
10.1. Supply system description, TR: AFI 23-101, 23-111, AFMAN 23-122, AFH 23-123			-	B
10.2. Use illustrated parts breakdown (IPB), TR: TO 21M-LGM30G-4(X)	5		2b	-
10.3. Supply Forms, TR: AFI 23-101				
10.3.1. Complete AF Form 2005	5		-	b
10.3.2. Complete DD Form 1348-6	5		-	b
10.4. Materiel management/stock, TR: AFI 23-101				
10.4.1. Description			A	B
10.4.2. Issue/Inventory/Maintain	5		-	b
11. TOOLS AND EQUIPMENT, TR: TOs 00-25-234, 32-1-2, 32-2-101, 32-1-151, 32B14-3-1-101, 1-1-2, 1-1A-8, 1-1A-14, 1-1A-1, 21M-LGM30G-2-10, 21M-LGM30F-112, 31-1-141 series, 33A1 series				
11.1. Tools				
11.1.1. Use tools, TR: TO 32-1-101			3c	-
11.1.2. Manage tools (issue/inventory/maintain), TR: DAFI 21-101, AFMAN 21-200	5		2b	-
11.1.3. Use torque wrenches, TR: TO 32B14-3-1-101			3c	-
11.2. Test equipment, TR: TO 33-1-21; Applicable Manufacturers Operation and Service Instructions				
11.2.1. Use analog multimeters, TR: TOs 33A1-12-2-1, 33A1-12-216- 1, 33A1-12-773-1, 33A1-12-933-1			2b	-
11.2.2 Use bridge meters, TR: TOs 33A1-6-63-1			-	-

TASKS, KNOWLEDGE, AND TECHNICAL REFERENCES	Core/Cert ^	Deployment * / SEI + CBRN ~	PROFICIENCY CODES	
			3 LEVEL COURSE	5 LEVEL CDC
11.2.3. Use counters			-	-
11.2.4. Use digital multimeters, TR: TOs 33A1-12-1177-1, 33A1-12-1198-1, 33A1-12-1199-1			3c	-
11.2.5. Use gas monitor			1a	-
11.2.6. Use oscilloscopes			-	-
11.2.7. Use power meters			-	-
11.2.8. Use power supplies, TR: Applicable Manufacturers Operation and Service Instructions			-	-
11.2.9. Use signal generators			-	-
11.2.10. Use megohmmeters, TR: TOs 33A1-4-35-1, 33A1-12-1212-1C, Applicable Manufacturers Operation and Service Instructions			2b	-
11.2.11. Use bonding meters, TR: TO 33A1-12-1124-1, Applicable Manufacturers Operation and Service Instructions			-	-
11.2.12. Use ammeters/current probes, TR: TOs 33DA98-15-1, Applicable Manufacturers Operation and Service Instructions			-	-
11.2.13. Use milliohm meter, TR: TO 33A1-12-1124-1, Applicable Manufacturers Operation and Service Instructions			-	-
11.2.14. Use test set semiconductor device, TR: Applicable Manufacturers Operation and Service Instructions			-	-
11.2.15. Operate Maintenance and Security Alarm Monitor II, TR: TOs 21M-LGM30G-2-35, 21M-LGM30G-2-10; Applicable Manufacturers Operation and Service Instructions			-	-
11.3. Portable Equipment				
11.3.1. Operate portable heaters, TR: TO 35E7-2-11-21, Applicable Manufacturers Operation and Service Instructions			-	-
11.3.2. Operate portable pumps, TR: TOs 21M-LGM30G-2-10; Applicable Manufacturers Operation and Service Instructions			-	-
12. GENERAL MAINTENANCE, TR: TOs 00-25-234, 1-1A-1, 1-1A-8, 1- 1A-14, 1-1A-15, 33D9-61-58-2, applicable owner's manual				
12.1. Troubleshooting techniques			-	B
12.2. Operate M-Van hoist, TR: TOs 21M-LGM30G-2-10, 35D4-7-4-2, 36A12-24-3-1, 21M-LGM30F-2-17-9			-	-
12.3. Hardness assurance, TR: TOs 21M-LGM30G-2-31, 21M-LGM30G-2-10				
12.3.1 Description			A	B
12.3.2. Nuclear weapons effects & design considerations, TR: TO 21M-LGM30G-1-1			A	-
12.3.3. Hardness preservation, TR: AFMAN 21-202_AFGSCSUP			-	B
12.4. Aerospace hardware (AN/MS)				
12.4.1. Description			A	-
12.4.2. Use aerospace hardware			3c	-
12.5. RFI/EMI gaskets, TR: TO 21M-LGM30F-112				
12.5.1. Inspect	5		-	b
12.5.2. Repair			-	-
12.6. Electrostatic discharge (ESD) control procedures, TR: TO 00-25-234				
12.6.1. Description			A	-
12.6.2. Perform ESD procedures			3c	-
12.7. Common electrical practices, TR: TOs 00-25-234, 00-25-259, 1-1A-14, 1-1A-15, 21M-LGM30G-12, 31-1-141-15, 31-10-7, 34W4-1-5, 34W4-1-8				
12.7.1. Perform soldering/desoldering procedures			-	-
12.7.2. Assemble simple connectors			-	-
12.7.3. Repair wiring	5		-	-
12.7.4. Repair general connectors	5		-	-
12.7.5. Repair shielded and coaxial connectors	5		-	-

TASKS, KNOWLEDGE, AND TECHNICAL REFERENCES	Core/Cert ^	Deployment * / SEI + CBRN ~	PROFICIENCY CODES	
			3 LEVEL COURSE	5 LEVEL CDC
12.7.6. Perform cable binding and lacing			-	-
12.7.7. Qualify solderless wire wrapping tool kit (TK- 148/g)			-	-
12.7.8. Perform wire wrapping			-	-
12.7.9. Clean electronic equipment	5		-	-
12.7.10. Perform visual inspection	5			
13. WEAPON SYSTEMS DESCRIPTION; TR: TOs 21M-LGM30G-1-1, 21M-AGM86-2-1, 21M-LGM30G-2-5-4				
13.1. Nuclear theory and components			A	-
13.2. ALCM (AGM-86B) description			A	B
13.3. Nuclear command, control, and communications (NC3) system description			A	B
13.4. ICBM (WS 133AM), TR: TOs 21M-LGM30G-1-1, 21M-LGM30G-2-10				
13.4.1. Missile			A	B
13.4.2. Launch facility			A	B
13.4.3. Missile alert facility			A	B
13.4.4. Missile support base			A	B
14. TEST AND EVALUATION, TR: AFGSCI 99-102, AFI 99-103				
14.1. Mission of Air Force Operational Test and Evaluation Centers			-	-
14.2. Operational Test Launch			-	A
14.3. Weapon System Evaluation Program (WSEP and NucWSEP)			-	-
14.4. Simulated Electronic Launch Minuteman (SELM), TR: TO 21M-LGM30G-1-17				
14.4.1 Description			-	A
14.4.2. Posture			-	-
14.4.3. Deposture			-	-
14.4.4. Enter/Exit SELM configured LF			-	-
14.5. Hardness Surveillance EMP Program (HSEP), TR: TO 21M-LGM30G-2-34				
14.5.1. Description			-	A
14.5.2. Posture			-	-
14.5.3. Deposture			-	-
15. SPACELIFT MISSION, TR: AU-18, Space Primer, Space Force Captsons Doctrine Document				
15.1. Space domain overview			-	A
15.2. Roles and responsibilities			-	-
15.3. Launch vehicle characteristics			-	-
15.4. Spacecraft characteristics			-	-
15.5. Processing and infrastructure overview			-	-
15.6. Launch Enterprise overview			-	-
16. MISSILE ELECTRONIC FUNDAMENTALS				
16.1. Electromagnetic effects			B	-
16.2. Electrical prefixes			B	-
16.3. Direct current theory			B	-
16.4. Alternating current theory			B	-
16.5. Basic circuit components				
16.5.1. Resistors				
16.5.1.1. Description and operation			B	-
16.5.1.2. Troubleshoot			-	-
16.5.2. Inductors				
16.5.2.1. Description and operation			B	-

TASKS, KNOWLEDGE, AND TECHNICAL REFERENCES	Core/Cert ^	Deployment * / SEI + CBRN ~	PROFICIENCY CODES	
			3 LEVEL COURSE	5 LEVEL CDC
16.5.2.2. Troubleshoot			-	-
16.5.3. Capacitors				
16.5.3.1. Description and operation			B	-
16.5.3.2 Discharging			2b	-
16.5.3.3 Troubleshoot			-	-
16.6 Electromagnetic devices				
16.6.1. Transformers				
16.6.1.1 Description and operation			B	-
16.6.1.2 Troubleshoot			-	-
16.6.2 Relays and solenoids				
16.6.2.1 Description and operation			B	-
16.6.2.2 Troubleshoot			-	-
16.6.3 Motor theory				
16.6.3.1 DC			B	-
16.6.3.2 AC			B	-
16.6.4 Generator theory				
16.6.4.1 DC			B	-
16.6.4.2 AC			B	-
16.7 Solid state devices				
16.7.1 Diodes				
16.7.1.1 Description and operation			B	-
16.7.1.2 Troubleshoot			-	-
16.7.2 Transistors				
16.7.2.1 Description and operation			B	-
16.7.3 Special purpose devices description and operation				
16.7.3.1 Zener diode			B	-
16.7.3.2 Integrated circuit (IC)			B	-
16.7.3.3 Operational amplifiers			B	-
16.7.3.4 Transistor amplifier circuits			-	-
16.7.4 Power supply circuit description and operation				
16.7.4.1 Rectifiers			B	-
16.7.4.2 Filters			B	-
16.7.4.3 Voltage regulators			B	-
16.7.4.4 Troubleshoot power supplies			-	-
16.7.5 Oscillator description and operation			-	-
16.8 Basic communications theory				
16.8.1 Antenna			-	B
16.8.2 Transmission lines			-	B
16.8.3 Data bus			-	B
16.8.4 Waveguide			-	B
16.8.5 Cryptology			-	B
16.9 Transmitters				
16.9.1 FM			-	B
16.9.2 AM			-	B
16.10. Receivers				
16.10.1 FM			-	B
16.10.2 AM			-	B

TASKS, KNOWLEDGE, AND TECHNICAL REFERENCES	Core/Cert ^	Deployment * / SEI + CBRN ~	PROFICIENCY CODES	
			3 LEVEL COURSE	5 LEVEL CDC
17. ICBM MAINTENANCE				
17.1 Code handling procedures, TR: AFGSCI 13-5301V5, EAP-STRAT VOL 16			A	-
17.2 Access system				
17.2.1 Description			A	B
17.2.2 Remove and replace hand driven linear actuator, TR: TO 21M-LGM30G-2-19			-	-
17.2.3 Repair personnel access system hardware, TR: TO 21M-LGM30G-2-19			-	-
17.2.4 Secondary access system, TR: TOs 21M-LGM30G-2-19, 21M LGM20G-2-10				
17.2.4.1 Startup and shutdown			1a	-
17.2.4.2 Checkout			1a	-
17.2.4.3 Troubleshoot			-	-
17.2.4.4 Repair motor drive cabinet			-	-
17.2.4.5 Repair wiring and control set			-	-
17.2.5 Energy storage system				
17.2.5.1 Repair			-	-
17.2.5.2 Replace			-	-
17.2.5.3 Operate ESS readiness device			-	-
17.2.5.4 Service			-	-
17.2.6 Electro-mechanical actuator, TR: TOs 21M-LGM30G-2-19, 21M LGM20G-2-10				
17.2.6.1 Repair			-	-
17.2.6.2 Replace			-	-
17.2.6.3 Service			-	-
17.2.6.4 Adjust			-	-
17.2.7 Forced entry of LF, TR: TOs 21M-LGM30G-2-19, 21M LGM20G-2-10, 35M37-4-12				
17.2.7.1 Perform break-in procedures for secondary door lockout			-	-
17.2.7.2 Perform break-in procedures for security pit lockout			-	-
17.2.7.3 Perform nondestructive procedures			-	-
17.2.8 Secondary door, TR: TOs 21M-LGM30G-2-19, 21M LGM20G-2-10				
17.2.8.1 Change lock combination			1a	-
17.2.8.2 Troubleshoot			-	-
17.2.8.3 Repair			-	-
17.2.8.4 Replace			-	-
17.2.9 Telescoping ladder, TR: TOs 21M-LGM30G-2-19, 21M LGM20G-2-10				
17.2.9.1 Inspect			-	-
17.2.9.2 Repair			-	-
17.2.9.3 Replace			-	-
17.2.9.4 Replace folding ladder			-	-
17.2.10 Security pit, TR: TOs 21M-LGM30G-2-19, 21M LGM20G-2-10				
17.2.10.1 Repair			-	-
17.2.10.2 Service			-	-
17.2.10.3 Perform electrical test			-	-
17.2.10.4 Troubleshoot			-	-
17.2.11 Security pit vault door, TR: TOs 21M-LGM30G-2-19, 21M LGM20G-2-10				
17.2.11.1 Change lock combination			-	-
17.2.11.2 Troubleshoot			-	-
17.2.11.3 Repair			-	-
17.2.11.4 Replace			-	-
17.2.12 Alternate opening of LF, TR: TOs 21M-LGM30G-2-19, 21M LGM20G-2-10				

TASKS, KNOWLEDGE, AND TECHNICAL REFERENCES	Core/Cert ^	Deployment * / SEI + CBRN ~	PROFICIENCY CODES	
			3 LEVEL COURSE	5 LEVEL CDC
17.2.12.1 Perform primary door procedures			-	-
17.2.12.2 Perform secondary door procedures			-	-
17.3 Command and Control (WS-133AM), TR: TOs 21M-LGM30G-2-1-(x), 21M-LGM30G-1-1, 21M-LGM30G-2-12-2, 21M-LGM30G-2-12-4				
17.3.1 Description			A	B
17.3.2 Communication Equipment Interface Unit (CEIU) Portable Terminal, TR: TO 33D9-74-42-2				
17.3.2.1 Install			-	-
17.3.2.2 Remove			-	-
17.3.2.3 Repair digital data group			-	-
17.3.3 Command message processing group, TR: TO 21M-LGM30G-2-12-4				
17.3.3.1 Checkout			-	-
17.3.3.2 Repair			-	-
17.3.4 Programmer group, TR: TO 21M-LGM30G-2-12-2				
17.3.4.1 Checkout			-	-
17.3.4.2 Repair			-	-
17.3.5 Secure Data Unit, TR: TOs 21M-LGM30G-2-12-2, 21M-LGM30G-2-12-4				
17.3.5.1 Repair			-	-
17.3.5.2 Replace			-	-
17.3.5.3 Load/Query			-	-
17.3.6 UHF receiver				
17.3.6.1 Checkout			-	-
17.3.6.2 Repair			-	-
17.3.6.3 Inspect antenna			-	-
17.3.7 REACT console, TR: TO 21M-LGM30G-2-12-4				
17.3.7.1 Checkout			-	-
17.3.7.2 Repair			1a	-
17.3.7.3 Replace circuit card assembly			-	-
17.3.8 Intrasite cabling system, TR: TOs 21M-LGM30G-1-1, 21MLGM30G-2-1-(x), 21M-LGM30G-2-21-(x)				
17.3.8.1 Description			A	B
17.3.8.2 Checkout intra-site cables			-	-
17.3.8.3 Repair intra-site cables			-	-
17.3.8.4 Certify critical component cables, TR: TO 21M-LGM30F-12-1			-	-
17.3.9 Perform command line tone/resistance checkout				
17.3.9.1 Launch facility			-	-
17.3.9.2 Launch control center			-	-
17.3.10 LF electrical filter assembly F-1343/ F-1344/F-1345/F-1431/F-1432				
17.3.10.1 Checkout			-	-
17.3.10.2 Repair			-	-
17.3.10.3 Troubleshoot			-	-
17.3.11 LCC electrical surge arrester				
17.3.11.1 Checkout			-	-
17.3.11.2 Replace			-	-
17.3.12 LCC ESA - Circuit Card Assembly				
17.3.12.1 Checkout			-	-
17.3.12.2 Replace			-	-
17.3.13 LCC Radio/TV ESA				

TASKS, KNOWLEDGE, AND TECHNICAL REFERENCES	Core/Cert ^	Deployment * / SEI + CBRN ~	PROFICIENCY CODES	
			3 LEVEL COURSE	5 LEVEL CDC
17.3.13.1 Checkout			-	-
17.3.13.2 Replace			-	-
17.3.14 LF electrical surge arrester				
17.3.14.1 Checkout			-	-
17.3.14.2 Replace			-	-
17.3.15 LCC interconnecting box				
17.3.15.1 Checkout			-	-
17.3.15.2 Repair			-	-
17.3.16 LF interconnecting box				
17.3.16.1 Checkout			-	-
17.3.16.2 Troubleshoot			-	-
17.3.16.3 Repair			-	-
17.3.16.4 Isolate and restore LF and MAF communications, TR: TO 21M-LGM30G-12			-	-
17.3.16.5 Perform GMR 3 or GMR 5 monitor circuits checkout			-	-
17.3.17 Facility Alarm Protection Assembly/Door Alarm Protection Assembly, TR: TO 21M-LGM30G-2-28				
17.3.17.1 Checkout			-	-
17.3.17.2 Repair			-	-
17.3.17.3 Troubleshoot			-	-
17.3.18 LCC High Energy Spark Gap				
17.3.18.1 Checkout			-	-
17.3.18.2 Replace			-	-
17.3.19 LCC Power Junction Box				
17.3.19.1 Checkout			-	-
17.3.19.2 Repair			-	-
17.3.20 LCC Security/Monitor Junction Box				
17.3.20.1 Checkout			-	-
17.3.20.2 Repair			-	-
17.4 Missile alert facility (WS-133AM), TR: TO 21M-LGM30G-2-11				
17.4.1 Launch control center motor generator				
17.4.1.1 Start up and load			1a	-
17.4.1.2 Unload and shut down			1a	-
17.4.2 Power signal distribution unit				
17.4.2.1 Checkout			-	-
17.4.2.2 Replace			-	-
17.4.2.3 Replace electrical cabinet, TR: TOs 21M-LGM30G-2-12-X, 36A12-24-3-1			-	-
17.4.3 LCC operator chair, TR: TOs 21M-LGM30G-2-28				
17.4.3.1 Replace			-	-
17.4.3.2 Checkout			-	-
17.5 LCC Survival Lighting Repair, TR: TO 21M-LGM30G-2-11			-	-
17.6 Launch facility, TR: TOs 21M-LGM30F-2-17-9, TOs 21M-LGM30G-2-1-X, 21M-LGM30X-2-21-X, 21M-LGM30G-1-1, 21M-LGM30G-2-11-(X), 21M-LGM30G-2-10-(X), 21M-LGM30G-2-12-X, 21M-LGM30G-2-4, 21M-LGM30G-2-19, 21M-LGM30G-2-6, 1-1A-14, 31X2-56-8-1, 31X3-6-9-1, 31X4-1-102, 31X4-1-142				
17.6.1 LSB				
17.6.1.1 Enter			1a	-
17.6.1.2 Exit			1a	-
17.6.1.3 LASB Enter/Exit			-	-

TASKS, KNOWLEDGE, AND TECHNICAL REFERENCES	Core/Cert ^	Deployment * / SEI + CBRN ~	PROFICIENCY CODES	
			3 LEVEL COURSE	5 LEVEL CDC
17.6.1.4 Perform emergency procedures for electrical isolation of LSB			-	-
17.6.1.5 Restart LF ECS/brine chiller			-	-
17.6.1.6 Operate diesel electric unit, TR: TO 21M-LGM30G-2-10, CEM 21-SM80X-2-21-X			-	-
17.6.2 LER				
17.6.2.1 Enter			1a	-
17.6.2.2 Exit			1a	-
17.6.2.3 Perform emergency shutdown procedures			-	-
17.6.2.4 Evacuate LF for EWO launch			-	-
17.6.2.5 Perform LF hostile securing procedures			-	-
17.6.2.6 Raise/lower equipment			2b	-
17.6.2.7 Perform emergency response for loss of ESS power			-	-
17.6.2.8 Perform Contaminated Atmosphere Purge			-	-
17.6.3 Power signal distribution unit, TR: TOs 1-1A-14, 21M-LGM30GX-2-11, 21M-LGM30GX-2-1-X, 21M- LGM30GX-2-12-X, 31X2-56-8-1, 31X3 6-9-1, 31X4-1-102, 31X4-1-142, 31X4-1-152				
17.6.3.1 Checkout			-	-
17.6.3.2 Replace			-	-
17.6.3.3 Certify critical component PSDUs, TR: TOs 21M-LGM30F-12-1			-	-
17.6.3.4 Cleaning, TR: TO 21M-LGM30F-2-17-9			-	-
17.6.3.5 Perform primary power restart, TR: TOs 21M-LGM30G-2-10, 21M- LGM30F-2-17-9			-	-
17.6.3.6 Perform LER electronic rack power removal/application, TR: TOs 21M-LGM30G-2-10, 21M-LGM30F-2-17-9			-	-
17.6.4 Missile (WS-133AM), TR: TOs 21M-LGM30G-2-12. 21M- LGM30G-2-1-X				
17.6.4.1 Startup and coding operations description			A	B
17.6.4.2 Change command signal decoder Missile, CSD(M) code			1a	-
17.6.4.3 Downgrade computer memory information			-	-
17.6.4.4 Perform normal shutdown AVE/OGE			1a	-
17.6.4.5 Perform AVE/OGE startup			1a	-
17.6.4.6 Load computer memory			1a	-
17.6.4.7 Readout and record local data/dedicated data			-	-
17.6.5 Missile guidance set cooling system, TR: TOs 21M-LGM30G-1-1, 21M-LGM30G-2-1-X, 21M-LGM30G-2-6				
17.6.5.1 Description			A	B
17.6.5.2 Checkout			-	-
17.6.5.3 Troubleshoot			-	-
17.6.5.4 Repair			-	-
17.6.5.5 Service			-	-
17.7 Power system (WS-133AM), TR: TOs 21M-LGM30G-1-1, 21M-LGM30G-2-11, 21M- LGM30G-2-1-7, CEM 21M-SM80X-2-21-X, 21M- LGM30G-2-11				
17.7.1 Description			B	B
17.7.2 LF storage batteries				
17.7.2.1 Checkout			2b	-
17.7.2.2 Replace			2b	-
17.7.2.3 Service			-	-
17.7.2.4 Troubleshoot			-	-
17.7.2.5 Repair			-	-
17.7.3 LF battery charger set				

TASKS, KNOWLEDGE, AND TECHNICAL REFERENCES	Core/Cert ^	Deployment * / SEI + CBRN ~	PROFICIENCY CODES	
			3 LEVEL COURSE	5 LEVEL CDC
17.7.3.1 Checkout			-	-
17.7.3.2 Replace			-	-
17.7.3.3 Repair			-	-
17.7.3.4 Troubleshoot			-	-
17.7.4 LF distribution box				
17.7.4.1 Checkout			2b	-
17.7.4.2 Repair			-	-
17.7.4.3 Troubleshoot			-	-
17.7.4.4 Certify, TR: TO 21M-LGM30F-12-1			-	-
17.7.5 LCC motor generator set				
17.7.5.1 Checkout			1a	-
17.7.5.2 Repair			-	-
17.7.5.3 Replace			-	-
17.7.5.4 Service			-	-
17.7.5.5 Troubleshoot			-	-
17.7.6 LF motor generator set				
17.7.6.1 Checkout			-	-
17.7.6.2 Repair			-	-
17.7.6.3 Replace			-	-
17.7.6.4 Service			-	-
17.7.6.5 Troubleshoot			-	-
17.7.6.6 Replace MG DC switch box			-	-
17.7.6.7 Operate Pre-installation Test Set (PITS)			-	-
17.7.6.8 Perform power fault to ground check			b	-
17.7.7 LCC power supply group				
17.7.7.1 Checkout			-	-
17.7.7.2 Repair			2b	-
17.7.7.3 Troubleshoot			-	-
17.7.8 LF power supply group				
17.7.8.1 Checkout			2b	-
17.7.8.2 Repair			-	-
17.7.8.3 Troubleshoot			-	-
17.7.8.4 Restore LF power			-	-
17.7.9 LCC storage batteries				
17.7.9.1 Checkout			-	-
17.7.9.2 Replace			-	-
17.7.9.3 Service			-	-
17.7.9.4 Troubleshoot			-	-
17.7.9.5 Isolate			-	-
17.7.9.6 Repair			-	-
17.7.9.7 Install/remove LCC bathroom door/wall, TR: TO 21M-LGM30G-2-11			-	-
17.7.10 LCC distribution box				
17.7.10.1 Checkout			-	-
17.7.10.2 Repair			-	-
17.8 Security system (WS-133AM), TR: TOs 21M-LGM30G-2-19, 21M- LGM30G-1-1, 21M-LGM30G-2-4, 21M-LGM30G-2-1-(X)				
17.8.1 Description			A	B

TASKS, KNOWLEDGE, AND TECHNICAL REFERENCES	Core/Cert ^	Deployment * / SEI + CBRN ~	PROFICIENCY CODES	
			3 LEVEL COURSE	5 LEVEL CDC
17.8.2 Perform system checkout			1a	-
17.8.3 Repair			-	-
17.8.4 Troubleshoot			-	-
17.8.5 Perform TDR test			-	-
17.8.6 Replace antenna nose cap			-	-
18 ICBM MISSILE COMMUNICATIONS				
18.1 Familiarization, TR: TO 21M-LGM30F-2-5-4				
18.1.1 SACCS			-	A
18.1.2 MCCS			-	A
18.1.3 REACT			-	A
18.1.4 Minuteman MEECN			-	A
18.1.5 UHF Milstar			-	A
18.1.6 UHF Radio			-	A
18.2 UHF Communication System, TR: TO 21M-LGM30F-2-5-5				
18.2.1 AN/GRC-208 UHF Radio System On Equipment				
18.2.1.1 Checkout & Troubleshoot			-	-
18.2.1.2 Repair			-	-
18.2.1.3 Perform preventative maintenance			-	-
18.2.2 UHF Dual Mode Antenna AS-3517/FRC, TR: TO 21M-LGM30F-2-5-5				
18.2.2.1 Checkout & Troubleshoot			-	-
18.2.2.2 Troubleshoot			-	-
18.2.2.3 Repair			-	-
18.2.2.4 Perform preventative maintenance			-	-
18.2.3 UHF Control Panel (UCP), TR: TO 21M-LGM30F-2-5-5				
18.2.3.1 Replace			-	-
18.2.4 UHF Radio Off Equipment Maintenance				
18.2.4.1 Transceiver RT-980/GRC-171, TR: TO 31R-2GRC171-2				
18.2.4.1.1 Checkout & Troubleshoot			-	-
18.2.4.1.2 Repair			-	-
18.2.4.2 Power Amplifier AM-6987/GR, TR: TO 31R-2GR-1101				
18.2.4.2.1 Checkout & Troubleshoot			-	-
18.2.4.2.2 Repair			-	-
18.2.4.3 Frequency Code Converter CV-3450/GRC-171, TR: TO 31R-2GRC171-12				
18.2.4.3.1 Checkout & Troubleshoot			-	-
18.2.4.3.2 Repair			-	-
18.2.4.4 Control Power Supply C-6178/GRC-130 TO 31R-2GRC-1192				
18.2.4.4.1 Checkout & Troubleshoot			-	-
18.2.4.4.2 Repair			-	-
18.3 MMP Extremely High Frequency (EHF) Communications System Rack, TR: TOs 21M-LGM30F-2-5-13, 21M-LGM30F-2-5-14, 21M-LGM30F-2-5-15				
18.3.1 Startup			-	-
18.3.2 Shutdown			-	-
18.3.3 Checkout			-	-
18.3.4 Troubleshoot			-	-
18.3.5 Repair			-	-
18.3.6 Perform preventive maintenance			-	-
18.4 MMPU Extremely High Frequency (EHF) Communications System Rack				

TASKS, KNOWLEDGE, AND TECHNICAL REFERENCES	Core/Cert ^	Deployment * / SEI + CBRN ~	PROFICIENCY CODES	
			3 LEVEL COURSE	5 LEVEL CDC
18.4.1 Operate			-	-
18.4.2 Checkout			-	-
18.4.3 Troubleshoot			-	-
18.4.4 Repair			-	-
18.4.5 Perform preventive maintenance			-	-
18.5 EHF Antenna Shelter, TR: TO 21M-LGM30F-2-5-15				
18.5.1 Perform entry/exit procedures			-	-
18.5.2 Perform fault isolation procedures			-	-
18.5.3 Repair			-	-
18.5.4 Perform preventive maintenance			-	-
18.6 Antenna/Pedestal Assembly (A/PA), TR: TO 21M-LGM30F-2-5-15				
18.6.1 Perform A/PA pre-maintenance shutdown			-	-
18.6.2 Perform A/PA post-maintenance startup			-	-
18.6.3 Repair			-	-
18.6.4 Replace			-	-
18.6.5 Perform preventive maintenance			-	-
18.7 EHF Electrical Surge Arrestor (ESA) and Metal Oxide Varistor (MOV) Assembly, TR: TO 21M-LGM30F-2-5-15				
18.7.1 Checkout			-	-
18.7.2 Troubleshoot			-	-
18.7.3 Repair			-	-
18.8 MMP VLF/LF Assemblies, TR: TO 21M-LGM30F-2-5-15				
18.8.1 Operate			-	-
18.8.2 Checkout and troubleshoot			-	-
18.8.3 Repair			-	-
18.8.4 Perform preventive maintenance			-	-
18.9 Operate VLF/LF System Test Set (VSTS) , TR: TO 33D7-71-88-8-1			-	-
18.10. Organizational Maintenance System (OMS), TR: TO 21M-LGM30F-2-5-14				
18.10.1 Operate			-	-
18.10.2 Checkout			-	-
18.10.3 Troubleshoot			-	-
18.10.4 Repair			-	-
18.10.5 Perform preventive maintenance			-	-
18.11 Air Force Satellite Communications (AFSATCOM) Systems				
18.11.1 AFSATCOM Terminal AN/GSC-42(V), TR: TOs 31R5-2GSC42-1, 31R5-2GSC42-6WC				
18.11.1.1 Checkout & Troubleshoot			-	-
18.11.1.2 Repair			-	-
18.11.1.3 Perform preventive maintenance			-	-
18.11.2 AFSATCOM AN/FRC-175, TR: TO 21M-LGM30F-2-5-5				
18.11.2.1 Operate			-	-
18.11.2.2 Checkout & Troubleshoot			-	-
18.11.2.3 Repair			-	-
18.11.3 AN/GRC-228(v) Time Distribution System (TDS), TR: TOs 31R2-2GRC228-1, TO 31R2-2GRC228-11, TO 35C-2-117-1				
18.11.3.1 Checkout			-	-
18.11.3.2 Troubleshoot			-	-
18.11.3.3 Repair			-	-

TASKS, KNOWLEDGE, AND TECHNICAL REFERENCES	Core/Cert ^	Deployment * / SEI + CBRN ~	PROFICIENCY CODES	
			3 LEVEL COURSE	5 LEVEL CDC
18.11.4 TDS Pre-Processor (TDSPP), TR: TO 31R2-2GRC228-31				
18.11.4.1 Setup hardware and install operating system			-	-
18.11.4.2 Operate			-	-
18.11.4.3 Troubleshoot			-	-
18.12 Strategic Automated Command and Control System (SACCS) On Equipment Maintenance				
18.12.1 Base Communication Processor (BCP)				
18.12.1.1 Startup, TR: TO 31S5-2FSC85-12			-	-
18.12.1.2 Checkout, TR: TO 31S5-2FSC85-12			-	-
18.12.1.3 Power up and operate Port Expansion Processor (PEP), TR: TO 31S5-2FSC89-1			-	-
18.12.1.4 Power up and operate SACCS Desktop Terminal (SDT), TR: TO 31S5-2FSC89-1			-	-
18.12.1.5 Checkout SDT, TR: TO 31S5-2FSC89-1			-	-
18.12.1.6 Troubleshoot BCP, TR: TO 31S5-2FSC85-12			-	-
18.12.1.7 Troubleshoot PEP, TR: TO 31S5-2FSC89-1			-	-
18.12.1.8 Troubleshoot SDT, TR: TO 31S5-2FSC89-1			-	-
18.12.1.9 Repair, TR: TOs 31S5-2FSC85-12			-	-
18.12.2 Missile Base Communications Processor (MBCP)				
18.12.2.1 Startup, TR: TO 31S5-2FSC87-1			-	-
18.12.2.2 Checkout, TR: TO 31S5-2FSC87-2			-	-
18.12.2.3 Repair, TR: TO 31S5-2FSC87-2			-	-
18.12.2.4 Troubleshoot, TR: TO 31S5-2FSC87-2			-	-
18.12.3 Hard User Terminal Element (HUTE)				
18.12.3.1 Startup, TR: TO 31S5-2FSC88-1			-	-
18.12.3.2 Checkout, TR: TO 31S5-2FSC88-2			-	-
18.12.3.3 Repair, TR: TO 31S5-2FSC88-2			-	-
18.12.3.4 Install/Remove SAC/CTE Alternate Power Supply, TR: TO 21M-LGM30F-2-5-6			-	-
18.12.3.5 Troubleshoot, TR: TO 31S5-2FSC88-2			-	-
18.13 WS-133A Missile Control Communications Systems On-Equipment Maintenance				
18.13.1 Support Information Network (SIN) Equipment MAF/LF Telephone Maintenance, TR: TO 21M-LGM30F-2-5-6				
18.13.1.1 Checkout			-	-
18.13.1.2 Repair			-	-
18.13.1.3 Troubleshoot			-	-
18.13.1.4 Adjust Digital Data Receiver			-	-
18.13.1.5 Adjust Audio Frequency Detector, DT-252/DT-312			-	-
18.13.2 MAF Interphone Circuit Maintenance TO 21M-LGM30F-2-5-6				
18.13.2.1 Checkout & Troubleshoot			-	-
18.13.2.2 Repair			-	-
18.13.3 LF Interphone Circuit Maintenance, TR: TO 21M-LGM30F-2-5-6				
18.13.3.1 Checkout & Troubleshoot			-	-
18.13.3.2 Repair			-	-
18.13.4 Dial Lines 1 and 2 Maintenance, TR: TO 21M-LGM30F-2-5-6				
18.13.4.1 Checkout & Troubleshoot			-	-
18.13.4.2 Repair			-	-
18.13.5 Launch Control Center - Security Control Center (LCC-SCC) Telephone Maintenance, TR: TO 21M-LGM30F-2-5-6				
18.13.5.1 Checkout & Troubleshoot			-	-
18.13.5.2 Repair			-	-

TASKS, KNOWLEDGE, AND TECHNICAL REFERENCES	Core/Cert ^	Deployment * / SEI + CBRN ~	PROFICIENCY CODES	
			3 LEVEL COURSE	5 LEVEL CDC
18.13.6 SIN Jackboxes and Wall phones, TR: TO 21M-LGM30F-2-5-6				
18.13.6.1 Replace MAF and LF jack boxes			-	-
18.13.6.2 Replace MAF and LF wall phones			-	-
18.13.7 Hardened Voice Channel (HVC) Equipment Maintenance, TR: TO 21M-LGM30F-2-5-6				
18.13.7.1 Checkout & Troubleshoot			-	-
18.13.7.2 Repair			-	-
18.13.8 EWO-1 Equipment Maintenance, TR: TO 21M-LGM30F-2-5-6				
18.13.8.1 Checkout & Troubleshoot			-	-
18.13.8.2 Repair			-	-
18.13.9 EWO-2 Equipment Maintenance, TR: TO 21M-LGM30F-2-5-6				
18.13.9.1 Checkout & Troubleshoot			-	-
18.13.9.2 Adjust			-	-
18.13.9.3 Repair			-	-
18.13.10 LCC to Land Mobile Radio (LCC-LMR) Interface Equipment, TR: TO 21M-LGM30F-2-5-6				
18.13.10.1 Checkout & Troubleshoot			-	-
18.13.10.2 Repair			-	-
18.13.11 SAC/CTE Maintenance, TR: TO 21M-LGM30F-2-5-6				
18.13.11.1 Checkout & Troubleshoot			-	-
18.13.11.2 Repair			-	-
18.13.11.3 Adjust			-	-
18.13.11.4 Perform SACCS Circuit Switching Unit (SCSU) checkout and troubleshooting procedures			-	-
18.13.12 Voice Control Panel (VCP) Maintenance, TR: TO 21M-LGM30F-2-5-6				
18.13.12.1 Checkout & Troubleshoot			-	-
18.13.12.2 Replace			-	-
18.13.12.3 Repair			-	-
18.13.13 Voice Communications Control Panel (VCCP) Repeater Maintenance, TR: TO 21M-LGM30F-2-5-6, Ch. 4				
18.13.13.1 Replace			-	-
18.13.13.2 Repair			-	-
18.13.14 Higher Authority Communication/Rapid Message Processing Element (HAC/RMPE) Maintenance (RMP) CP-2115/G, TR: TO 31R2-2G-402				
18.13.14.1 Initialize, restart, and shutdown			-	-
18.13.14.2 Checkout			-	-
18.13.14.3 Replace			-	-
18.13.14.4 Perform RMP firmware update			-	-
18.13.15 Communications Gateway Rapid Message Processor Backup (RMPB)CP-2116/G Maintenance, TR: TO 31R2-2G-402				
18.13.15.1 Initialize, restart, and shutdown			-	-
18.13.15.2 Checkout			-	-
18.13.15.3 Replace			-	-
18.13.15.4 Perform RMPB firmware update			-	-
18.13.16 Secure Voice Panel (SVP) Maintenance, TR: TO 21M-LGM30F-2-5-6				
18.13.16.1 Replace			-	-
18.14 SACCS Off Equipment Maintenance/Test Equipment, TR: Okidata ML590 Printer Handbook				
18.14.1 Keyboard Send Receive				
18.14.1.1 Checkout			-	-

TASKS, KNOWLEDGE, AND TECHNICAL REFERENCES	Core/Cert ^	Deployment * / SEI + CBRN ~	PROFICIENCY CODES	
			3 LEVEL COURSE	5 LEVEL CDC
18.14.1.2 Repair			-	-
18.14.2 Control Electronic Drawer (CP-1523/CP- 1524), TR: TO 31S1-4-250-1				
18.14.2.1 Checkout			-	-
18.14.2.2 Troubleshoot			-	-
18.14.2.3 Repair			-	-
18.14.3 Summary Fault Unit (SFU) (ID-2295), TR: TO 31S5-2FSC83-11				
18.14.3.1 Checkout			-	-
18.14.3.2 Troubleshoot			-	-
18.14.3.3 Repair			-	-
18.14.4 Summary Fault Unit (SFU) (ID-2296), TR: TO 31S5-2FSC83-21				
18.14.4.1 Checkout			-	-
18.14.4.2 Troubleshoot			-	-
18.14.4.3 Repair			-	-
18.14.5 Power Supply (P-7811), TR: TO 31S5-2FSC83-31				
18.14.5.1 Checkout			-	-
18.14.5.2 Troubleshoot			-	-
18.14.5.3 Repair			-	-
18.14.6 Modulate/Demodulate (MODEM) (MO-1140), TR: TO 31S1-4-246-1				
18.14.6.1 Checkout			-	-
18.14.6.2 Troubleshoot			-	-
18.14.6.3 Repair			-	-
18.14.7 Red Direct Current (DC) Patch (SB-4144), TR: TO 31S5-2FSC83-51				
18.14.7.1 Checkout			-	-
18.14.7.2 Troubleshoot			-	-
18.14.7.3 Repair			-	-
18.14.8 Black DC/Voice Frequency (VF) Patch (SB-4143), TR: TO 31S5-2FSC83-41				
18.14.8.1 Checkout			-	-
18.14.8.2 Troubleshoot			-	-
18.14.8.3 Repair			-	-
18.14.9 Blower (HD-1102), TR: TO 31S5-2FSC83-72, 31S5-2FSC83-76WC-1				
18.14.9.1 Checkout			-	-
18.14.9.2 Troubleshoot			-	-
18.14.9.3 Repair			-	-
18.14.9.4 Perform preventive maintenance			-	-
18.14.10 MMTS, TR: TO 33A1-3-522-1				
18.14.10.1 Function and operation			-	-
18.14.10.2 Checkout			-	-
18.14.10.3 Troubleshoot			-	-
18.14.10.4 Repair			-	-
18.14.10.5 Align			-	-
18.14.11 PSTS, TR: TO 33D7-6-246-1				
18.14.11.1 Troubleshoot			-	-
18.14.11.2 Repair			-	-
18.14.11.3 Align			-	-
18.14.12 KIV-7M/FFA, TR: TOs KA O-184, KAM-330, LMN-2A, LMM-5A, E6AZS2E251 01CA TSEC/KG 84 Series Limited Maintenance, CQTP2E251 01CA TSEC/KG-84 Strapping Options				
18.14.12.1 Checkout			-	-

TASKS, KNOWLEDGE, AND TECHNICAL REFERENCES	Core/Cert ^	Deployment * / SEI + CBRN ~	PROFICIENCY CODES	
			3 LEVEL COURSE	5 LEVEL CDC
18.14.12.2 Troubleshoot			-	-
18.14.12.3 Repair			-	-
18.14.12.4 Configure			-	-
18.15 Missile Control Communications System Off- Equipment Maintenance (WS-133A)				
18.15.1 Telephone Repeater (TA-463), TR: TO 31X1-8-6-2				
18.15.1.1 Checkout			-	-
18.15.1.2 Troubleshoot			-	-
18.15.1.3 Repair			-	-
18.15.2 Telephone Repeater (TA-464), TR: TO 31X1-8-6-2				
18.15.2.1 Checkout			-	-
18.15.2.2 Troubleshoot			-	-
18.15.2.3 Repair			-	-
18.15.3 Power Supply (PP-3185/PP-3185A), TR: TO 31X1-8-6-2				
18.15.3.1 Checkout			-	-
18.15.3.2 Troubleshoot			-	-
18.15.3.3 Repair			-	-
18.15.4 Telephone Repeater (TA-465), TR: TO 31X1-8-6-2				
18.15.4.1 Checkout			-	-
18.15.4.2 Troubleshoot			-	-
18.15.4.3 Repair			-	-
18.15.5 Power Supply (PP-3186/PP-3186A), TR: TO 31X1-8-6-2				
18.15.5.1 Checkout			-	-
18.15.5.2 Troubleshoot			-	-
18.15.5.3 Repair			-	-
18.15.6 Telephone Repeater (TA-493), TR: TO 31W2-2GTC-42				
18.15.6.1 Checkout			-	-
18.15.6.2 Troubleshoot			-	-
18.15.6.3 Repair			-	-
18.15.7 Telephone Receiver-Repeater-Transmitter (TA-501), TR: TO 31W2-2GTC-42				
18.15.7.1 Checkout			-	-
18.15.7.2 Troubleshoot			-	-
18.15.7.3 Repair			-	-
18.15.8 Telephone Line Equalizer TA-503/Equalizer Modules, TR: TO 31W2-2GTC-42				
18.15.8.1 Checkout			-	-
18.15.8.2 Troubleshoot			-	-
18.15.8.3 Repair			-	-
18.15.8.4 Adjust Equalizer Modules			-	-
18.15.8.5 Troubleshoot Equalizer			-	-
18.15.9 Fault Locating Indicators ID-1035/ID-1199, TR: TO 31W2-2GTC-42				
18.15.9.1 Function and operation			-	-
18.15.9.2 Checkout			-	-
18.15.9.3 Troubleshoot			-	-
18.15.9.4 Repair			-	-
18.15.10 LF/MAF System Handsets and Headsets, TR: TO 31X1-8-6-2				
18.15.10.1 Checkout			-	-
18.15.10.2 Modify			-	-
18.15.11 LF/MAF System Wall Phones, TR: TO 31X1-8-6-2				

TASKS, KNOWLEDGE, AND TECHNICAL REFERENCES	Core/Cert ^	Deployment * / SEI + CBRN ~	PROFICIENCY CODES	
			3 LEVEL COURSE	5 LEVEL CDC
18.15.11.1 Checkout			-	-
18.15.11.2 Troubleshoot			-	-
18.15.11.3 Repair			-	-
18.15.12 LF/MAF System Jackboxes, TR: TO 31X1-8-6-2				
18.15.12.1 Checkout			-	-
18.15.12.2 Troubleshoot			-	-
18.15.12.3 Repair			-	-
19 ICBM Test & Support Equipment				
19.1 Ground minuteman automatic test station (GMATS) (AN/GSM-315A), TR: TOs 33D9-61-57-31, 33D9-61-117-2, 21M-LGM30F-6WC-3				
19.1.1 Description			-	A
19.1.2 Perform operating instructions			-	-
19.1.3 Perform power and wake-up			-	-
19.1.4 Use test flow diagrams			-	-
19.1.5 Perform inspection and preventive maintenance			-	-
19.2 Coding equipment				
19.2.1 Hardware certification verification equipment (HCVE), TR: TO 31X8-2-3-1				
19.2.1.1 Description			-	A
19.2.1.2 Perform on-line diagnostics			-	-
19.2.1.3 Perform off-line diagnostics			-	-
19.2.1.4 Perform system configuration			-	-
19.2.1.5 Repair			-	-
19.2.1.6 Use programmable read-only memory programmer			-	-
19.2.1.7 Perform preventive maintenance			-	-
19.2.2 Wing Code Processing System, TR: TOs 31X8-2-2-1, 31X8-2-2-2				
19.2.2.1 Description			-	A
19.2.2.2 Perform common certification operating system procedures			-	-
19.2.2.3 Troubleshoot			-	-
19.2.2.4 Repair			-	-
19.2.2.5 Perform preventive maintenance			-	-
19.2.2.6 Certify			-	-
19.3 Shielded enclosure, TR: TO 31X8-2-2-2				
19.3.1 Door seal/fire alarm/communications panel circuitry				
19.3.1.1 Checkout			-	-
19.3.1.2 Troubleshoot			-	-
19.3.1.3 Repair			-	-
19.3.2 Fiber optics				
19.3.2.1 Checkout			-	-
19.3.2.2 Troubleshoot			-	-
19.3.2.3 Repair			-	-
19.3.2.4 Description of the nuclear certification of critical components, TR: TOs 21M-LGM30F-12-1, 33D9-54-100-1			-	A
19.4 Nuclear Certification Test Station (AN/GSM-74) (WS-133AM), TR: TOs 33D9-54-100-1, 21M-LGM30F-12-1				
19.4.1 Description			-	A
19.4.2 Initialize and certify			-	-
19.4.3 Checkout			-	-

TASKS, KNOWLEDGE, AND TECHNICAL REFERENCES	Core/Cert ^	Deployment * / SEI + CBRN ~	PROFICIENCY CODES	
			3 LEVEL COURSE	5 LEVEL CDC
19.4.4 Troubleshoot			-	-
19.4.5 Repair			-	-
19.4.6 Calibrate			-	-
19.4.7 Disk Copy/Partition			-	-
19.4.8 Program/erase SMC-810 card			-	-
19.4.9 Certify SMC-810 card			-	-
19.4.10 Certify EMAD card			-	-
19.4.11 Verify RMB 32 card			-	-
19.4.12 Certify WSP drawer			-	-
19.4.13 Decertify WSP drawer			-	-
19.4.14 Decertify CDA assemblies			-	-
19.4.15 Decertify CDA/IPD card			-	-
19.5 Portable IPD Terminal				
19.5.1 Checkout			-	-
19.5.2 Troubleshoot			-	-
19.5.3 Repair			-	-
19.6 Alarm set test set (AN/GSM-319), TR: TO 33D9-137-20-1				
19.6.1 Checkout			-	-
19.6.2 Troubleshoot			-	-
19.6.3 Repair			-	-
19.7 Cable assembly set, electrical, models SE214A, SE536A1 (AN/GJA28A) (AN/GJQ-33) (ON-146/G), TR: TOs 21M-LGM30F-12-1				
19.7.1 Checkout			-	-
19.7.2 Certify W-5 cable			-	-
19.8. Code change verifier (KY-930/AJQ-21/SM- 876/G), TR: TOs 31X2-24-31-2, 21M-LGM30F-12-1				
19.8.1. Self-test			-	-
19.8.2. Troubleshoot			-	-
19.8.3. Repair			-	-
19.8.4. Certify			-	-
19.9. Code change verifier test set, TR: TOs 33D9-107-13-2, 21M- LGM30F-12-1				
19.9.1 Certify Program Memory Comparator			-	-
19.9.2 Checkout			-	-
19.9.3 Troubleshoot			-	-
19.9.4 Repair			-	-
19.10. Connector adapter set (AN/GSM-85), TR: TO 31X2-56-8-1				
19.10.1 Perform continuity checks			-	-
19.10.2 Troubleshoot			-	-
19.10.3 Repair			-	-
19.11. Connector adapter test set AN/GSM-94, TR: TO 31X2-56-8-1				
19.11.1 Select connectors			-	-
19.11.2 Repair			-	-
19.12. Controller Monitor (YG 9638A2), TR: TOs 33D9-111-35-2, 33D9-61-57-31				
19.12.1 Checkout			-	-
19.12.2 Troubleshoot			-	-
19.12.3 Repair			-	-
19.13. Electrical cable assembly set (A/E 24A-148A) (A/E 24T-52) (A/E 24T-176) electrical lead assembly (HRK-465/E25T-1), TR: TOs 33D9-38-15-2				

TASKS, KNOWLEDGE, AND TECHNICAL REFERENCES	Core/Cert ^	Deployment * / SEI + CBRN ~	PROFICIENCY CODES	
			3 LEVEL COURSE	5 LEVEL CDC
19.13.1 Checkout			-	-
19.13.2 Troubleshoot			-	-
19.13.3 Repair			-	-
19.14. Electrical power test set (AN/GJM-42) (AN/GJM-26) (AN/GJM-52) (AN/GJM-53), TR: TO 33D9-6-93-1				
19.14.1 Checkout			-	-
19.14.2 Troubleshoot			-	-
19.14.3 Repair			-	-
19.15. Electronic facility-base maintenance test equipment (AN/GSM-82), TR: TO 33D9-6-21-1				
19.15.1 Description			-	A
19.15.2 Checkout			-	-
19.15.3 Troubleshoot			-	-
19.15.4 Repair			-	-
19.16. R/T alarm set test set adapter (MX- 18317/GSM-82)				
19.16.1 Checkout			-	-
19.16.2 Troubleshoot			-	-
19.16.3 Repair			-	-
19.16.4 Certify Digital Data Comparator W1 Cable, TR: TO 21M-LGM30F-12-1			-	-
19.17. Explosive Set Circuitry Test Set, TR: TO 33D9-38-15-2				
19.17.1 Perform self-test			-	-
19.17.2 Troubleshoot			-	-
19.17.3 Repair			-	-
19.18. Fault Locating Indicator (ID-2288/GSW), TR: TO 33D9-29-14-1				
19.18.1 Checkout			-	-
19.18.2 Troubleshoot			-	-
19.18.3 Repair			-	-
19.19. Guidance section liquid cooler test set (TTU- 367A/E), TR: TO 33D9-17-81-2				
19.19.1 Checkout			-	-
19.19.2 Troubleshoot			-	-
19.19.3 Repair			-	-
19.19.4 Adjust			-	-
19.19.5 Perform waveform checkout of guidance set cooler test bench (A/E-47T-23), TR: TO 33D9-17-89-1			-	-
19.20. Minuteman power processor/power system verification boxes, TR: CEM 21-SM80-2-22				
19.20.1 Checkout			-	-
19.20.2 Troubleshoot			-	-
19.20.3 Repair			-	-
19.21. RFI filter unit, TR: TO 21M-LGM30F-112				
19.21.1 Checkout			-	-
19.21.2 Troubleshoot			-	-
19.21.3 Repair			-	-
19.22. Site Activated Remote Controller (SARC), TR: TO 35M1-9-2-2				
19.22.1 Checkout			-	-
19.22.2 Repair			-	-
19.23. Missile Systems Components Test Set, TR: TO 33D9-9-9-1, 33D9-9-9-2				
19.23.1 Check out			-	-
19.23.2 Troubleshoot			-	-

TASKS, KNOWLEDGE, AND TECHNICAL REFERENCES	Core/Cert ^	Deployment * / SEI + CBRN ~	PROFICIENCY CODES	
			3 LEVEL COURSE	5 LEVEL CDC
19.23.3 Repair			-	-
19.23.4 Calibrate			-	-
19.24. Guided Missile Launcher Electrical Circuit Test Set				
19.24.1 Checkout			-	-
19.24.2 Troubleshoot			-	-
19.24.3 Repair			-	-
19.24.4 Calibrate			-	-
19.24.5 Software maintenance			-	-
19.25. Operational ground equipment (OGE)				
19.25.1 Common LF and MAF Equipment				
19.25.1.1 Strap/adjust electronic drawers , TR: TO 3D9-61-58-2			-	-
19.25.1.2 Distribution box assemblies, TR: TO 35M1-1-101				
19.25.1.2.1 Checkout			-	-
19.25.1.2.2 Troubleshoot			-	-
19.25.1.2.3 Repair			-	-
19.25.1.3 Minuteman power processor, TR: CEM 21-SM80-2-22				
19.25.1.3.1 Checkout			-	-
19.25.1.3.2 Troubleshoot			-	-
19.25.1.3.3 Repair			-	-
19.25.1.4 Power signal distribution units, distribution boxes, and cable assemblies, TR: TO 31X4-1-102				
19.25.1.4.1 Checkout			-	-
19.25.1.4.2 Troubleshoot			-	-
19.25.1.4.3 Repair			-	-
19.25.1.5 Wire assemblies, TR: TO 31X4-1-142				
19.25.1.5.1 Perform continuity checks			-	-
19.25.1.5.2 Repair			-	-
19.25.2 LF Equipment (WS-133AM)				
19.25.2.1 Audio frequency detector (DT-252/GYK-2 and DT-312/GYK-2) URD 403A2, TR: TOs 33D9-61-57-31, 33D9-61-58-2				
19.25.2.1.1 Checkout			-	-
19.25.2.1.2 Troubleshoot			-	-
19.25.2.1.3 Repair			-	-
19.25.2.2 Control monitor (C-9212A/GSW-13, C-10153A/GSW-13) URD 403A6, TR: TOs 33D9-61-57-31, 33D9-61-58-2, 21M-LGM30F-12-1				
19.25.2.2.1 Checkout			-	-
19.25.2.2.2 Troubleshoot			-	-
19.25.2.2.3 Repair			-	-
19.25.2.2.4 Certify			-	-
19.25.2.3 Digital data receiver-transmitter (RT-646/GYK-2) URD 403A3, TR: TOs 33D9-61-57-31, 33D9-61-58-2				
19.25.2.3.1 Checkout			-	-
19.25.2.3.2 Troubleshoot			-	-
19.25.2.3.3 Repair			-	-
19.25.2.4 Electronic equipment drawer (MX-9334/GSW-13) URD 403A1, TR: TOs 33D9-61-57-31, 33D9-61-58-2, 21M-LGM30F-12-1				
19.25.2.4.1 Perform continuity checks			-	-
19.25.2.4.2 Repair			-	-

TASKS, KNOWLEDGE, AND TECHNICAL REFERENCES	Core/Cert ^	Deployment * / SEI + CBRN ~	PROFICIENCY CODES	
			3 LEVEL COURSE	5 LEVEL CDC
19.25.2.5 Command Signal Decoder/Ground (KY-412/GYK-2)				
19.25.2.5.1 Reset/purge			-	-
19.25.2.6 Guidance and control coupler unit (CU-2063/G) URD 403A5), TR: TOs 31R3-4-24-2, 33D9-61-57-31, 21M-LGM30F-12-1				
19.25.2.6.1 Checkout			-	-
19.25.2.6.2 Troubleshoot			-	-
19.25.2.6.3 Repair			-	-
19.25.2.6.4 Certify			-	-
19.25.2.7 Guidance section liquid cooler electronic control amplifier URD 413A1, TR: TO 35E9-35-22				
19.25.2.7.1 Checkout			-	-
19.25.2.7.2 Troubleshoot			-	-
19.25.2.7.3 Repair			-	-
19.25.2.8 Message processor (C-9211A/GSW-13) URD 403A4, TR: TOs 33D9-61-57-21, 33D9-61-58-2, 21M-LGM30F-12-1, 33D9-61-57-31				
19.25.2.8.1 Checkout			-	-
19.25.2.8.2 Troubleshoot			-	-
19.25.2.8.3 Repair			-	-
19.25.2.8.4 Certify			-	-
19.25.2.9 Power supply (PP-3030C/GSW-4) URD 406A1, TR: TOs 33D9-61-57-31, 35C2-2-63-1				
19.25.2.9.1 Checkout			-	-
19.25.2.9.2 Troubleshoot			-	-
19.25.2.9.3 Repair			-	-
19.25.2.10 Power supply (PP-6879/GSW-13) URD 403A7, TR: TO 31X3-12-13-2				
19.25.2.10.1 Checkout			-	-
19.25.2.10.2 Troubleshoot			-	-
19.25.2.10.3 Repair			-	-
19.25.2.11 Receiver-transmitter alarm set (RT-1533/FSQ-149) URD 475A1, TR: TOs 31X3-31-9-2, 21M-LGM30F-12-1				
19.25.2.11.1 Checkout			-	-
19.25.2.11.2 Troubleshoot			-	-
19.25.2.11.3 Repair			-	-
19.25.2.11.4 Certify			-	-
19.25.2.12 UHF radio receiver (R-1358A/B/GSW-10) URD 1475A1, TR: TOs 33D9-61-57-31, 33D9-61-58-2, 31X2-19-3-2				
19.25.2.12.1 Checkout			-	-
19.25.2.12.2 Troubleshoot			-	-
19.25.2.12.3 Repair			-	-
19.25.2.12.4 Adjust			-	-
19.25.2.12.5 Change frequency/address			-	-
19.25.3 MAF equipment (WS-133AM)				
19.25.3.1 Audio frequency amplifier (AM-3159) URD 303A4, TR: TOs 33D9-61-57-31, 33D9-61-58-2				
19.25.3.1.1 Checkout			-	-
19.25.3.1.2 Troubleshoot			-	-
19.25.3.1.3 Repair			-	-
19.25.3.2 Common Equipment Interface Unit (CEIU), TR: TO 33D9-74-42-2				
19.25.3.2.1 Checkout			-	-

TASKS, KNOWLEDGE, AND TECHNICAL REFERENCES	Core/Cert ^	Deployment * / SEI + CBRN ~	PROFICIENCY CODES	
			3 LEVEL COURSE	5 LEVEL CDC
19.25.3.2.2 Troubleshoot			-	-
19.25.3.2.3 Repair			-	-
19.25.3.3 Digital data receiver (R-1096, R-1096A) URD 303A2, A3, TR: TOs 33D9-61-57-31, 33D9-61-58-2				
19.25.3.3.1 Checkout			-	-
19.25.3.3.2 Troubleshoot			-	-
19.25.3.3.3 Repair			-	-
19.25.3.4 , Digital data receiver (R-1131) URD 303A7, TR: TOs 33D9-61-57-31, 33D9-61-58-2				
19.25.3.4.1 Checkout			-	-
19.25.3.4.2 Troubleshoot			-	-
19.25.3.4.3 Repair			-	-
19.25.3.5 Digital data transmitter (T-869) URD 303A1, TR: TOs 33D9-61-57-1, 33D9-61-58-2				
19.25.3.5.1 Checkout			-	-
19.25.3.5.2 Troubleshoot			-	-
19.25.3.5.3 Repair			-	-
19.25.3.6 Electrical Equipment Cabinet (EEC), TR: TO 33D9-74-42-2				
19.25.3.6.1 Checkout			-	-
19.25.3.6.2 Troubleshoot			-	-
19.25.3.6.3 Repair			-	-
19.25.3.7 Message processing control (C-9043) URD 10364A6, TR: TOs 33D9-61-57-31, 33D9-61-58-2				
19.25.3.7.1 Checkout			-	-
19.25.3.7.2 Troubleshoot			-	-
19.25.3.7.3 Repair			-	-
19.25.3.8 Power supply (PP-3026/GSW-4, PP-3027/GSW-4), TR: TOs 35C2-2-63-1				
19.25.3.8.1 Checkout			-	-
19.25.3.8.2 Troubleshoot			-	-
19.25.3.8.3 Repair			-	-
19.25.3.8.4 Calibrate			-	-
19.25.3.9 Power supply (PP-4359/GSW-10) URD 305A7, 10364A7, TR: TO 31X2-32-3-2				
19.25.3.9.1 Checkout			-	-
19.25.3.9.2 Troubleshoot			-	-
19.25.3.9.3 Repair			-	-
19.25.3.10 REACT Printer, TR: TO 21M-LGM30G-2-12-4				
19.25.3.10.1 Checkout			-	-
19.25.3.10.2 Troubleshoot			-	-
19.25.3.10.3 Repair			-	-
19.25.3.11 Station alert ringing unit (MX-3681, MX-3682, MX-3683, MX-3684, MX-3685) URD 303A5, TR: TOs 33D9-61-57-31, 33D9-61-58-2				
19.25.3.11.1 Checkout			-	-
19.25.3.11.2 Troubleshoot			-	-
19.25.3.11.3 Repair			-	-
19.25.3.12 Missile Away Indicator (ID-979) URD 303A6				
19.25.3.12.1 Checkout			-	-
19.25.3.12.2 Troubleshoot			-	-
19.25.3.12.3 Repair			-	-
19.25.3.13 Launch Environmental Protection System, TR: TO 33D9-137-21-2				
19.25.3.13.1 Checkout			-	-

TASKS, KNOWLEDGE, AND TECHNICAL REFERENCES	Core/Cert ^	Deployment * / SEI + CBRN ~	PROFICIENCY CODES	
			3 LEVEL COURSE	5 LEVEL CDC
19.25.3.13.2 Troubleshoot			-	-
19.25.3.13.3 Repair			-	-
19.25.4 Aerospace Vehicular Equipment				
19.25.4.1 Missile Guidance Set, TR: TOs 21M-LGM30G-2-33, 21M-LGM30F-12-1				
19.25.4.1.1 Description			-	A
19.25.4.1.2 Receive from special repair area			-	-
19.25.4.1.3 Install components			-	-
19.25.4.1.4 Prepare shipping container for MGS receipt			-	-
19.25.4.1.5 Remove components			-	-
19.25.4.1.6 Prepare for transport to special repair area			-	-
19.25.4.1.7 Repair			-	-
19.25.4.1.8 Repair MGS shipping container			-	-
19.25.4.1.9 Certify			-	-
19.25.4.1.10 Perform safety wiring, TR: TO 1-1A-8			-	-
19.25.4.2 Missile Guidance Set Test Set (MGSTS), TR: TOs 33D9-3-284-1, 21M-LGM30F-12-1				
19.25.4.2.1 Description			-	A
19.25.4.2.2 Operate			-	-
19.25.4.2.3 Checkout			-	-
19.25.4.2.4 Troubleshoot			-	-
19.25.4.2.5 Repair			-	-
19.25.4.2.6 Calibrate			-	-
19.25.4.3 Squib Actuated Battery (SE-437C)				
19.25.4.3.1 Inspect			-	-
19.25.4.3.2 Checkout			-	-
19.25.4.3.3 Inspect and determine resistance on cable assembly 9W05Z			-	-
20 OPERATIONAL TEST LAUNCH, TR: DAFPD 99-1, AFI 99-103, AFMCI 21-102, TOs 21M-LGM30G-1-17, 33D9-61-108-1				
20.1 Operational Test Launch, TR: TO 21M-LGM30-2-17-9				
20.1.1 Perform Launch Capability Test			-	-
20.1.2 Check out final pre-launch (final enable)			-	-
20.1.3 Enter and safe post-launch LF			-	-
20.1.4 Range check			-	-
20.1.5. Confidence check				
20.1.6. Safe LF and Missile (hang fire)			-	-
20.2 Launch Environmental Protection System (LEPS), TR: TO 21M-LGM30-2-17-9				
20.2.1 Repair			-	-
20.2.2 Service			-	-
20.2.3 Troubleshoot			-	-
20.2.4 Start up/Power Removal for OD			-	-
20.2.5 Replace nitrogen bottle			-	-
21 TRAINING DEVICE/SYSTEMS				
21.1 Launch Facility Trainer (AN/GSQ-T12 and AN/GSQ-T9), TR: TO 43D2-3-27-1				
21.1.1 Operate			-	-
21.1.2 Perform startup			-	-
21.1.3 Perform shutdown			-	-
21.1.4 Perform emergency shutdown			-	-
21.1.5 Perform startup after inadvertent shutdown			-	-

TASKS, KNOWLEDGE, AND TECHNICAL REFERENCES	Core/Cert ^	Deployment * / SEI + CBRN ~	PROFICIENCY CODES	
			3 LEVEL COURSE	5 LEVEL CDC
21.1.6 Operate security system			-	-
21.1.7 Operate OGE power and systems			-	-
21.1.8 Operate Communication system			-	-
21.1.9 Operate Instructor control panel			-	-
21.1.10 Operate Ground G&C liquid cooling system			-	-
21.1.11 Operate Distribution Box			-	-
21.1.12 Operate Simulated environmental control system			-	-
21.2 Launch Facility Trainer (AN/GSQ-T10, AN/GSQ T13, and AN/GSQ-T41), TR: TOs 43D2-3-55-1, 43D2-3-81-1				
21.2.1 Operate			-	-
21.2.2 Perform startup			-	-
21.2.3 Perform shutdown			-	-
21.2.4 Perform startup after inadvertent shutdown			-	-
21.2.5 Operate security system			-	-
21.2.6 Operate OGE power and systems			-	-
21.2.7 Operate Communication system			-	-
21.2.8 Operate Instructor control panel			-	-
21.2.9 Operate Ground G&C liquid cooling system			-	-
21.2.10 Operate GMSR system			-	-
21.2.11 Operate Distribution Box			-	-
21.3 Missile Guidance Set Trainer (AN/DJW-36T1), TR: TO 43D2-3-73-1				
21.3.1 Operate			-	-
21.4 Control Monitor Procedures Trainer (AN/GSQ-T46/T47/T48/T49), TR: TO 43D2-3-93-1				
21.4.1 Operate			-	-
21.5 Environmental Control System/Power Procedures Trainer (A/F37FU-T19/T21/T22/T24/T25), TR: TOs 43D2-3-84-1, 43D2-3-88-1, 43D2-3-85-1, 43D2-3-89-1, 43D2-3-91-1, 43D2-3-92-1				
21.5.1 Perform startup			-	-
21.5.2 Perform shutdown			-	-
21.5.3 Perform emergency shutdown			-	-
21.6 Code Change Verifier Simulator (SM-876/G), TR: TO 43D2-3-18-1				
21.6.1 Operate			-	-
22 VEHICLE AND EQUIPMENT CONTROL				
22.1 Vehicles, TR: AFI 24-302, AFMAN 24-306				
22.1.1 Maintain vehicle forms/records			-	-
22.1.2 Maintain vehicle accountability			-	-
22.1.3 Issue/receive vehicles			-	-
22.2 Perform preoperational checkout of:				
22.2.1 Payload transporter (PT), TR: TOs 21M-LGM30G-2-33, 36A9-8-57-1, 36A9-8-58-2			-	-
22.2.2 Mechanical maintenance truck, TR: TOs 21M-LGM30G-2-10, 35D4-7-4-2, 36A12-24-3-1, 21M-LGM30F-2-17-9; Owner's Manual			-	-
22.3 Perform daily inspection of:				
22.3.1 Perform daily inspection general purpose vehicles, TR: AFI 24-302, TO 36-1-191			2b	-
22.3.2 Perform daily inspection of special purpose vehicles, TR: TOs 21M-LGM30G-2-33, 36-1-191			-	-
22.4 Equipment, TR: AFI 24-301, DAFI 21-101, AFMAN 21-200				
22.4.1 Maintain equipment accountability, TR: TO 36-1-191, DAFI 21-101, AFMAN 21-200			-	-
22.4.2 Perform explosive set circuitry test set self- test, TR: TO 33D9-38-15-2			-	-
22.4.3 Inspect nuclear-certified equipment for serviceability, TR: MNCL, TO 11N-HRV-5022-2			2b	-

TASKS, KNOWLEDGE, AND TECHNICAL REFERENCES	Core/Cert ^	Deployment * / SEI + CBRN ~	PROFICIENCY CODES	
			3 LEVEL COURSE	5 LEVEL CDC
22.4.4 Verify/update equipment status using MIS or TAS, TR: MIS or TAS User's Guide			-	-
22.5 Equipment issue/receipt				
22.5.1 Inspect equipment for general serviceability, TR: Applicable equipment TO			2b	-
22.5.2 Configure vehicles with equipment for dispatch, TR: Applicable weapon system TO; load list			2b	-
22.5.3 Issue/receive equipment using MIS, TR: MIS or TAS User's Guide			-	-
22.6 Nitrogen bottles, TR: TOs 35M1-1-101, 42B5-1-1-2; AFMAN 91-203				
22.6.1 Maintain nitrogen bottles			-	-
22.6.2 Install/remove in purge manifold			-	-
22.6.3 Perform purge manifold checkout			-	-
22.7 Equipment recovery, TR: TOs 00-25-234, 00-24-245, 1-1A-8, 11N-HRV-5022-2				
22.7.1 Repair equipment			-	-
22.7.2 Process equipment for disposition/maintenance			-	-
22.7.3 Fabricate local manufactured equipment			-	-
23 MISSILE MAINTENANCE OPERATIONS CENTER (MMOC)				
23.1 Understand site security requirements, TR: AFI 31-101_AFGSCSUP			-	-
23.2 Evaluate/respond to reports from LFs/MAFs, TR: TO 21M-LGM30X-2-1-X			-	-
23.3 Understand large maintenance vehicle operations			-	-
23.4 Understand the maintenance priority system			-	-
23.5 Monitor, update, and delete maintenance data			-	-
23.6 Coordinate with Materiel Control on priority changes, PMCS, NMCS, and MICAP conditions			-	-
23.7 Coordinate unscheduled dispatches			-	-
23.8 Maintain site logs using NMC2			-	-
23.9 Maintain senior controller logs using NMC2			-	-
23.10 Conduct daily GMR/MOSR cross-check			-	-
23.11 Monitor critical equipment and vehicle status			-	-
23.12 Coordinate with BCE on RPIE maintenance requirements and interruptions of normal commercial power, TR: AFGSCI 13-5301V5, EAP-STRAT VOL 16			-	-
23.13 Coordinate and document airborne launch and control systems tests, TR: TO 21M-LGM30X-2-1-X, ALCC Log			-	-
23.14 Coordinate and document code change action, TR: TO 21M-LGM30G-2-1-X, AFGSCI 13-5301V5			-	-
23.15 Coordinate and document cannibalization procedures, TR: TO 00-20-2			-	-
23.16 Report wing status, TR: AFI 21-103, MCR 55-8			-	-
23.17 Use secure communication equipment, TR: Operating Manual			-	-
23.18 Process official incoming/outgoing communications			-	-
23.19 Operate ECS Remote Monitoring System (ERMS), TR: TOs 21M-LGM30G-2-5-8, 21M-LGM30G-2-7-(x)			-	-
23.20 Operate Remote Environmental Control System (RECS) Monitor Computer Terminal (576 FLTS), TR: TO 21M-LGM30F-2-30-1			-	-
23.21 Operate remote visual assessment (RVA) system			-	-
23.22 Use checklists to:				
23.22.1 Respond to disaster situations			-	-
23.22.2 Coordinate PSRE movements/emergency actions			-	-
23.22.3 Coordinate missile movements/emergency actions			-	-
23.22.4 Coordinate RS movements/emergency actions			-	-
23.22.5 Coordinate emergency procedures			-	-
23.22.6 Coordinate missile potential hazards (MPH)			-	-
23.23 Classified material/information				

TASKS, KNOWLEDGE, AND TECHNICAL REFERENCES	Core/Cert ^	Deployment * / SEI + CBRN ~	PROFICIENCY CODES	
			3 LEVEL COURSE	5 LEVEL CDC
23.23.1 Process, protect, and destroy			-	-
23.23.2 Handle, store, and account			-	-
24 DATA ANALYSIS (DELETED)				
25 PLANS AND SCHEDULING, TR: AFMAN 21-202, 21-200				
25.1 Maintenance Schedules				
25.1.1 Prepare and maintain quarterly maintenance plan			-	-
25.1.2 Prepare weekly utilization and maintenance plan			-	-
25.1.3 Conduct weekly scheduling meeting			-	-
25.1.4 Prepare daily utilization and maintenance plan			-	-
25.1.5 Conduct daily scheduling meeting			-	-
25.2 Plan and coordinate				
25.2.1 Simulated Electronic Launches			-	-
25.2.2 Hardness Surveillance Electromagnetic Pulse (HSEP) tests			-	-
25.2.3 Code change / OLYMPIC STEP			-	-
25.2.4 TCTO/MCL modification program			-	-
25.2.5 EWO generation meeting			-	-
25.2.6 Periodic maintenance program			-	-
25.2.7 Programmed Depot Maintenance (PDM) programs			-	-
25.2.8 NST Inspection support			-	-
25.3 AVDO AFI 21-103				
25.3.1 Coordinate Missile Shipment requirements with Depot			-	-
25.3.2 Prepare documents for outgoing shipment			-	-
25.3.3 Verify Booster configuration for shipment			-	-
25.3.4 Receive incoming booster			-	-
25.3.5 Email Change Reports			-	-
25.3.6 File electronic/hardcopy documents			-	-
25.4 Scheduling Programs				
25.4.1 Develop daily work packages			-	-
25.4.2 Manage job standard transactions (JSTs)			-	-
25.4.3 Manage Maintenance Scheduling Effectiveness program			-	-
25.4.4 Complete/coordinate AF Form 2407			-	-
25.5 Reentry systems				
25.5.1 Run Line 100 checklist			-	-
25.5.2 Build RS movement briefing			-	-
25.5.3 Execute meeting/distribute slides			-	-
25.6 Site files, TR: TO 00-20-1, AFMAN 21-202				
25.6.1 Maintain site files			-	-
25.6.2 Process AFTO Form 95s			-	-
25.6.3 Process physical inventory sheets			-	-
25.6.4. Process AFTO Form 430s			-	-
26 QUALITY ASSURANCE, TR: AFMAN 21-200, AFMAN 21-202				
26.1 Inspections				
26.1.1 Conduct management inspections			-	-
26.1.2 Conduct quality verification inspections			-	-
26.1.3 Conduct activity inspections			-	-
26.1.4 Conduct special inspections			-	-
26.1.5 Oversee one-time inspections, TR: TO 00-20-1			-	-

TASKS, KNOWLEDGE, AND TECHNICAL REFERENCES	Core/Cert ^	Deployment * / SEI + CBRN ~	PROFICIENCY CODES	
			3 LEVEL COURSE	5 LEVEL CDC
26.2 Proficiency evaluations, TR: AFMAN 21-200				
26.2.1 Conduct personnel proficiency evaluations			-	-
26.2.2 Conduct trainer proficiency evaluations			-	-
26.2.3 Document evaluations/inspection/observation results			-	-
26.3 Technical data, TR: TOs 00-5-1, AFGSCI 32-1005				
26.3.1 Review new/revised technical data			-	-
26.3.2 Review local publications/instructions			-	-
26.3.3 Review approved AFTO 22/AFGSC 272s			-	-
26.4 Training				
26.4.1 Conduct QA Orientation Course			-	-
26.4.2 Conduct Deficiency Reporting course			-	-
26.4.3 Review local lesson plans/training outlines			-	-
26.5 Product Improvement Program, TR: AFMAN 21-200				
26.5.1 Process deficiency reports, TR: TO 00-35D-54. AFMAN 23-122			-	-
26.5.2 Process technical data changes (AFTO 22s/AFGSC 272s)			-	-
26.5.3 Process modification proposals (AF 1067), TR: AFI 63-101/20-101			-	-
26.5.4 Conduct review of TCTOs/MCLs			-	-
26.5.5 Coordinate Technical Assistance Requests (TAR), TR: TO 00-25-107			-	-
26.5.6 Coordinate Maintenance Assistance Requests (MAR), TR: TO 00-25-107			-	-
26.5.7 Review MMOC Checklists				
27 ICBM CODES VAULT				
27.1 Procedures				
27.1.1 Lock/Alarm class A vault door, TR: TO 00-20F-2, EAP-STRAT VOLUME 16, AFGSCI 13-5301V5			-	-
27.1.2 Maintain security of division containers, locks/combinations, TR: AFPD 31-1, EAP-STRAT VOLUME 16			-	-
27.1.3 Maintain visitor control, TR: EAP-STRAT VOLUME 16, AFGSCI 13-5301V5			-	-
27.1.4. Maintain code controller operations records, TR: EAP-STRAT VOLUME 16, AFGSCI 13-5301V5			-	-
27.2. Comply with system control/requirements for., TR: EAP-STRAT VOLUME 16, AFGSCI 13-5301V5				
27.2.1 WCPS			-	-
27.2.2 20 year spares			-	-
27.2.3 HCVE			-	-
27.2.4 Master CDs			-	-
27.2.5 LCP/keys			-	-
27.2.6 LEP			-	-
27.2.7 CCV/CSD(M)			-	-
27.2.8 P Plug			-	-
27.2.9 LFLCD (CL/CC/PEN-D)			-	-
27.2.10 Encryption System components			-	-
27.2.11 Program CDs			-	-
27.2.12 Target materials and execution plans			-	-
27.2.13 TDIs			-	-
27.2.14 CSD(G)			-	-
27.2.15 IMU tapes			-	-
27.2.16 MGS Parameters data			-	-
27.2.17 Data Transfer Unit (DTU)			-	-

TASKS, KNOWLEDGE, AND TECHNICAL REFERENCES	Core/Cert ^	Deployment * / SEI + CBRN ~	PROFICIENCY CODES	
			3 LEVEL COURSE	5 LEVEL CDC
27.2.18 Tape transport (C-164A)			-	-
27.2.19 MCU			-	-
27.2.20 MGS computer			-	-
27.2.21 WCPS computer			-	-
27.2.22 Sum check controls			-	-
27.2.23 Off base training LF			-	-
27.2.24 Test components/SELM/HSEP			-	-
27.2.25 Code change procedures			-	-
27.2.26 Failed WCPS components			-	-
27.2.27 WSP			-	-
27.2.28 Worldwide Unlock Code (WWUC) Change, TR: USSTRATCOM OPLAN 8044			-	-
27.3 Record Keeping & Documentation, TR: AFIs 33-322, EAP-STRAT VOLUME 16, AFGSCI 13-5301V5				
27.3.1 Establish and maintain files			-	-
27.3.2 File and locate records			-	-
27.3.3 Classify and control records			-	-
27.3.4 Maintain component control records			-	-
27.3.5 Maintain WCPS operation records			-	-
27.3.6 Maintain receipt/disposition records			-	-
27.4 Perform reporting and emergency response capability/procedures:				
27.4.1 Possible Code Compromise (PCC), TR: EAP-STRAT VOLUME 16 APPENDIX A, EAP-STRAT VOLUME 16, AFGSC 13-5301V5			-	-
27.4.2 Two-person concept violations, TR: AFI 91-101			-	-
27.4.3 Single flight/Emergency Combat Capability (ECC), TR: AFI 91-114; EAP-STRAT VOLUME 16 APPENDIX A			-	-
27.4.4 Lateral coding, TR: EAP-STRAT VOLUME 16 APPENDIX A			-	-
27.4.5 Emergency evacuation/destruction, TR: EAP-STRAT VOLUME 16 APPENDIX A			-	-
27.4.6 Violations of code handling procedures, TR: EAP-STRAT VOLUME 16 APPENDIX A, EAP-STRAT VOLUME 16			-	-
27.4.7 Possible compromise to Tamper Detection Indicator (TDI) technology. TR: EAP-STRAT VOLUME 16 APPENDIX A, EAP-STRAT VOLUME 16			-	-
27.4.8 Codes Related Events (CRE), TR: EAP-STRAT VOLUME 16, AFGSCI 13-5301V5			-	-
27.5 Code components, programs, and misc. materials, TR: EAP-STRAT VOLUME 16, AFGSCI 13-5301V5				
27.5.1 Receipt for materials			-	-
27.5.2 Store materials			-	-
27.5.3 Inventory materials			-	-
27.5.4 Dispose of materials			-	-
27.5.5 Transfer materials			-	-
27.5.6 Identify, classify, and mark materials			-	-
27.6 Field Configuration Requirements, TR: EAP-STRAT VOLUME 16, AFGSCI 13-5301V5				
27.6.1 Operational/test code configuration				
27.6.1.1 Monitor code requirements/status			-	-
27.6.1.2 Coordinate job requirements			-	-
27.6.1.3 Maintain work status boards			-	-
27.6.2 Team dispatch/recovery, TR: EAP-STRAT VOLUME 16, AFGSCI 13-5301V5				
27.6.2.1 Prepare materials/equipment for issue			-	-
27.6.2.2 Identify and brief team			-	-

TASKS, KNOWLEDGE, AND TECHNICAL REFERENCES	Core/Cert ^	Deployment * / SEI + CBRN ~	PROFICIENCY CODES	
			3 LEVEL COURSE	5 LEVEL CDC
27.6.2.3 Apply issue restrictions			-	-
27.6.2.4 Recover materials			-	-
27.6.3 Status of field teams/materials				
27.6.3.1 Monitor transport of material			-	-
27.6.3.2 Monitor transfer of material			-	-
27.6.3.3 Monitor field storage of material			-	-
27.6.3.4 Monitor installation of materials			-	-
27.6.3.5 Inspect secondary level TDIs			-	-
27.7 Equipment configuration, TR: TO 31X8-2-2-1				
27.7.1 Install/remove LEP			-	-
27.7.2 Activate reset tamper mechanism and install/remove MCU From panel			-	-
27.7.3 Install/remove MCU in MCU encoder drawer			-	-
27.7.4 Degauss/destroy media			-	-
27.7.5 Install/remove CSD(G) test adapter			-	-
27.7.6 Install/remove CSD(G)			-	-
27.7.7 Install/remove LCP test adapter			-	-
27.7.8 Install/remove P Plug test adapter, TR: TO 31X8-2-2-2			-	-
27.7.9 Install/remove KVP test adapter, TR: TO 31X8-2-2-2			-	-
27.7.10 Install/remove media			-	-
27.7.11 Load/adjust/unload printer paper			-	-
27.7.12 Load/remove printer ribbon cartridge			-	-
27.7.13 Install/remove KVP test adapter			-	-
27.7.14 Erase DTU memory			-	-
27.8 Equipment checkout, TR: TO 31X8-2-2-1				
27.8.1 Perform DTU self-test			-	-
27.8.2 Perform CCV self test			-	-
27.8.3 Perform DTU self-test/preparation for load			-	-
27.9 Equipment malfunctions, TR: TOs 31X8-2-2-1, 31X8-2-2-2				
27.9.1 Perform corrective actions			-	-
27.9.2 Perform WCPS emergency shutdown			-	-
27.9.3 Perform encryption emergency operations			-	-
27.10 Shielded enclosure, TR: TO 31X8-2-2-1				
27.10.1 Perform SE visual inspection			-	-
27.10.2 Perform SE fire alarm test			-	-
27.10.3 Perform SE environmental test			-	-
27.10.4 Perform SE air pressure and door seal test			-	-
27.10.5 Perform SE communications test			-	-
27.10.6 Perform UPS remote panel inspection			-	-
27.11 WCPS power, TR: TO 31X8-2-2-1				
27.11.1 Boot-up WCPS - normal start procedure			-	-
27.11.2 PVS key change/reload			-	-
27.12 Perform CCOS executive functions: TR: TOs 31X8-2-2-1, 31X8-2-2-2				
27.12.1 Computer subsystem test			-	-
27.12.2 CRT/keyboard terminal test			-	-
27.12.3 Power supplies/ADC test			-	-
27.12.4 Disc assembly test			-	-
27.12.5 Line printer test			-	-

TASKS, KNOWLEDGE, AND TECHNICAL REFERENCES	Core/Cert ^	Deployment * / SEI + CBRN ~	PROFICIENCY CODES	
			3 LEVEL COURSE	5 LEVEL CDC
27.12.6 Isolation circuit test			-	-
27.12.7 Digital clock test			-	-
27.12.8 KIV-7M/modem comm link test			-	-
27.12.9 P-Plug adapter test			-	-
27.12.10 MCU encoder test/MCU certification test			-	-
27.12.11 LCP interface test			-	-
27.12.12 LEP adapter panel interface test			-	-
27.12.13 CSD(G) interface test			-	-
27.12.14 System/KS-60 interface test			-	-
27.12.15 CCV interface test			-	-
27.12.16 BS/L test			-	-
27.12.17 FDD test			-	-
27.12.18 CD-RW interface test			-	-
27.12.19 External KS-60 interface test			-	-
27.12.20 SKL interface test			-	-
27.12.21 Execute all Self-Test			-	-
27.12.22 End item load			-	-
27.12.23 Display equipment status			-	-
27.12.24 Display/reset log file			-	-
27.12.25 Pack data disc			-	-
27.12.26 Prepare new data disk			-	-
27.12.27 Receive data via link			-	-
27.12.28 Edit link control files			-	-
27.12.29 Perform manual record keeping			-	-
27.12.30 Relog (change operator)			-	-
27.12.31 Verify CD copies			-	-
27.12.32 Select commanded overwrite			-	-
27.12.33 Perform media to media conversion			-	-
27.12.34 Perform console shutdown			-	-
27.12.35 Backup system disk			-	-
27.12.36 Format disc in data drive			-	-
27.12.37 Load WCPS key CD			-	-
27.13 Accomplish master data control (WMAP), TR: TO 31X8-2-2-1				
27.13.1 Load A and B Code CDs			-	-
27.13.2 Load pen data			-	-
27.13.3 Assign pen data to LF			-	-
27.13.4 Display master data			-	-
27.13.5 Load/delete P-Plug data			-	-
27.13.6 Load/replenish REACT I code data			-	-
27.13.7 Load LF I code data			-	-
27.13.8 Prepare end item CDs (media)			-	-
27.14 Establish support data, TR: TO 31X8-2-2-1				
27.14.1 Load execution plan			-	-
27.14.2 Load OGP/OFP data			-	-
27.14.3 Load MGS parameter data			-	-
27.14.4 Load REACT support data			-	-
27.14.5 Load LF master data			-	-

TASKS, KNOWLEDGE, AND TECHNICAL REFERENCES	Core/Cert ^	Deployment * / SEI + CBRN ~	PROFICIENCY CODES	
			3 LEVEL COURSE	5 LEVEL CDC
27.14.6 Load flight program constant data			-	-
27.15 Generate and verify data (WMAP), TR: TO 31X8-2-2-1				
27.15.1 Complete load LFLCD			-	-
27.15.2 Code change LFLCD			-	-
27.15.3 Pen D LFLCD			-	-
27.15.4 Wing code backup disk (system/data)			-	-
27.16 Encode and verify devices (WMAP), TR: TO 31X8-2-2-1				
27.16.1 Encode and verify LEP			-	-
27.16.2 Encode and verify LCP			-	-
27.16.3 Encode and verify CCV			-	-
27.16.4 Perform CCV trace data functions			-	-
27.16.5 Verify CSD(G)			-	-
27.17 Data verification, TR: TO 31X8-2-2-1				
27.17.1 Perform launch verification			-	-
27.17.2 Verify LEP			-	-
27.18 Verify only data functions, TR: TO 31X8-2-2-1				
27.18.1 Verify complete load LFLCD			-	-
27.18.2 Verify code change LFLCD			-	-
27.18.3 Verify Pen D LFLCD			-	-
27.19 Media ID data, TR: TO 31X8-2-2-1				
27.19.1 Display Part A/Part B CD ID data			-	-
27.19.2 Display master code CD ID data			-	-
27.19.3 Display LCF BS/L HAD ID data			-	-
27.19.4 Display LCF diskette ID data			-	-
27.19.5 Display LFLCD ID data			-	-
27.19.6 Display key CD ID data			-	-
27.20 Load and verify devices, TR: TO 31X8-2-2-1				
27.20.1 Initialize LCF BS/L HAD			-	-
27.20.2 Load/verify LCF BS/L HAD			-	-
27.20.3 Load/verify LCF diskettes			-	-
27.20.4 Perform transfer of LFLCD files to DTU			-	-
27.21 Respond to invalid sum check, TR: TO 31X8-2-2-1				
27.21.1 Validate CMSC/Perform CMSC backout procedures			-	-
27.21.2 Validate VN/respond to unsuccessful VNs			-	-
27.22 KS-60 Management				
27.22.1 Manage wing pool data			-	-
27.22.2 Assign HICS KS-60 key to squadron			-	-
27.22.3 Load external KS-60			-	-
27.22.4 Load black KS-60 keys in SKL			-	-
27.22.5 Unload KS-60 trace data from SKL			-	-
27.22.6 Perform SKL audit data operations			-	-
27.23 Administrative communications management, TR: AFMAN 33-326, AFKAG-3H, EAP-STRAT VOLUME 16, AFGSCI 13-5301V5				
27.23.1 Process, protect, and destroy classified information			-	-
27.23.2 Apply classification markings			-	-
27.23.3 Handle/store/account for classified materials			-	-
27.23.4 Document/package/process package for courier/classified shipments			-	-

TASKS, KNOWLEDGE, AND TECHNICAL REFERENCES	Core/Cert ^	Deployment * / SEI + CBRN ~	PROFICIENCY CODES	
			3 LEVEL COURSE	5 LEVEL CDC
28 TECHNICAL ENGINEERING				
28.1. Use technical data, special drawings, engineering data, and other data as applicable, TR: Special contractor data; depot instructions; CE technical data; as built drawings; engineering data; Inertial Performance Data (IPD); Launch Facility Activity Data (LFAD)			-	-
28.2. Conduct engineering studies, TR: Applicable technical data, AFMAN 21-202			-	-
28.3. Evaluate applicable Engineering Change Proposals (ECPs) and Facility Change Proposals (FCPs), TR: Applicable technical data; AFMAN 21-202			-	-
28.4. Perform technical assistance and/or analysis for system effectiveness, TR: Applicable technical data			-	-
28.5. Perform technical engineering EWO planning duties, TR: Local OPLAN directives			-	-
28.6. Perform Disaster Control Group Team duties, TR: Local OPLAN directives			-	-
28.7. System anomalies, TR: Applicable technical data				
28.7.1. Troubleshoot			-	-
28.7.2. Use special engineering test equipment			-	-
28.7.3. Document faults and dispatches			-	-

Attachment 3

2M0X1 (ALCM) SPECIALTY TRAINING STANDARD

TASKS, KNOWLEDGE, AND TECHNICAL REFERENCES	Core/Cert ^	Deployment */SEI + CBRN ~	PROFICIENCY CODES	
			3 LEVEL COURSE	5 LEVEL CDC
1 SPECIALTY INTRODUCTION				
1.1 2M0 AFSC description, TR: AFECD			A	-
1.2 Progression in career ladder (2M0X1B), TR: 2M0X1 CFETP			A	-
1.3 Duties of AFSs 2M0X1A/B, TR: AFMAN 21-202, AFECD			A	A
1.4 Space domain overview			-	A
2 ORGANIZATION				
2.1 Organizational structure, TR: AFI 38-101, AFMAN 21-200			A	B
2.2 Functions and responsibilities of missile organizations			-	A
3 DOCTRINE				
3.1 Description, TR: Basic Doctrine, Vol 1			A	-
3.2 Nuclear Operations Overview, TR: Annex 3-72			A	-
4 ADMINISTRATION, TR: DAFI 36-2670, AFMAN 21-202				
4.1 Perform initial eval/work center orientation	7		-	-
4.2 Conduct pre-shift maintenance briefings	7		-	-
4.3 Perform team chief duties			-	-
4.4 Perform bay chief duties			-	-
4.5 Perform technician duties	5		b	-
5 TRAINING, TR: AF Training Course, AFMAN 21-202, DAFI 36-2670				
5.1 Plan and supervise training programs	7		-	-
5.2 Instructor/trainer duties			-	B
5.3 Conduct qualification training	7		-	-
5.4 Maintain training records	7		-	-
6 PUBLICATIONS				
6.1 Standard Publications, TR: DAFI 33-360				
6.1.1 Description			A	-
6.1.2 Use standard publications	5		2b	-
6.2 Technical Order (TO) System, TR: TO 00-5-1				
6.2.1 TO System Description			A	-
6.2.2 Use technical orders	3		3c	-
6.2.3 Use e-Tools	3		3c	-
6.2.4 Initiate TO improvement report	5		a	-
7 SAFETY				
7.1 Hazards of AFSC, TR: DAFMAN 91-203			B	-
7.2 Inspect personal safety equipment for serviceability, TR: TO 00-25-245, Applicable operator instructions	5		2b	-

TASKS, KNOWLEDGE, AND TECHNICAL REFERENCES	Core/Cert ^	Deployment */ SEI + CBRN ~	PROFICIENCY CODES	
			3 LEVEL COURSE	5 LEVEL CDC
7.3 Hazardous Communication (HAZCOM), TR: AFI 90-821			A	-
7.4 USAF Mishap Prevention Program, TR: AFI 91-202			A	-
7.5 Missile Safety, TR: TO 21M-AGM86-2-1			-	-
7.6 Explosive safety standards, TR: DESR6055.09_AFMAN91-201			A	-
8 NUCLEAR WEAPONS SURETY, TR: DAFI 91-101, DAFI 91-111 AFMAN 91-221				
8.1 Nuclear Surety				
8.1.1 Nuclear Surety Program			A	-
8.1.2 Two Person Concept			A	-
8.1.3 Weapon System Safety Rules			A	A
8.1.4 Nuclear deficiency reports			A	-
8.1.5 Report nuclear surety deficiencies (DULL SWORD)	7		-	-
8.2 Nuclear Certified Equipment (NCE), TR: AFI 63-125, MNCL				
8.2.1 Description/Positive Identification/Restrictions			A	-
8.2.2 Perform nuclear certification verification using MNCL	5		2b	-
8.3 Nuclear Weapons Logistics Movements, TR: AFMAN 21-203				
8.3.1 Custody Transfer			-	A
8.3.2 Complete AF Form 504			-	-
9 MAINTENANCE MANAGEMENT, TR: AFD 21-1, AFMAN 21-202, 21-200, 21-204, DAFI 21-101, 38-101				
9.1 Maintenance data documentation, TR: TO 00-20-2				
9.1.1 Purpose & Description			A	B
9.1.2 Use work unit code manuals, TR: TO 21M-AGM86-06	7		-	-
9.1.3 Complete AFTO 350 tags, TR: TO 00-20-2	5		-	-
9.1.4 Complete DD Form 1500-series tags, TR: TO 00-20-3	5		-	-
9.1.5 Complete AFTO Form 95, Significant Historical Record, TR: TO 00-20-1			-	-
9.1.6 Verify AFTO Form 244/245, Industrial Support Equipment Record TR: TO 00-20-3	5		2b	-
9.1.7 Evaluate MDC tags	7		-	-
9.1.8 Use alternate MDD forms & methods, TR: TO 00-20-2			-	-
9.2 Integrated Maintenance Data System (IMDS), TR: IMDS User's Guide, TO 00-20-2				
9.2.1 Description			-	B
9.2.2 Use IMDS	5		-	-
9.2.3 Perform supervisory data review	7		-	-
9.3 Deficiency report (DR), TR: TO 00-35D-54				
9.3.1 Description			-	B
9.3.2 Initiate deficiency report	7		-	b
9.4 Maintenance/Engineering Technical Assistance (MAR/TAR) Request, TR: TO 00-25-107				
9.4.1 Description			-	B
9.4.2 Submit MAR/TAR	7		-	b
10 MATERIEL MANAGEMENT AND SUPPLY DISCIPLINE				

TASKS, KNOWLEDGE, AND TECHNICAL REFERENCES	Core/Cert ^	Deployment * / SEI + CBRN ~	PROFICIENCY CODES	
			3 LEVEL COURSE	5 LEVEL CDC
10.1 Supply System Description, TR: AFI 23-101, DoDI 5000.64_DAFI 23-111, AFMAN 23-122, AFH 23-123V1			-	B
10.2 Use illustrated parts breakdown (IPB), TR: TO 21M-AGM86-4-1	5		2b	-
10.3 Complete AF Form 2005, TR: AFH23-123V2PT1	5		-	b
10.4 Complete DD Form 1348-6, TR: AFH23-123V2PT1	5		-	b
10.5 Supply stock (bench, shop, operating stock) description, TR: AFH23-123V2PT1			-	B
11 TOOLS AND EQUIPMENT, TR: TOs 00-20-14, 00-25-234, 32-1-2, 32-2-101, 32-1-151, 32B14-3-1-101, 1-1-2, 1-1A-8, 1-1A-14, 1-1A-15, 31-1-141 series, 33A1 series				
11.1 Tools				
11.1.1 Tool program description, TR: AFMAN 21-200, DAFI 21-101			B	-
11.1.2 Manage tools, TR: AFI 21-101, AFMAN 21-200			2b	-
11.1.3 Use tools, TR: TO 32-1-101	3		3c	-
11.1.4 Use torque wrenches, TR: TO 32B14-3-1-101	3		3c	-
11.2 Test equipment, TR: TO 33-1-21, Applicable Manufacturers Operation and Service Instructions				
11.2.1 Use digital multimeters, TR: TOs 33A1-12-1059-1, 33A1-12-1092-1, 33A1-12-1176-1, 33A1-12-1177-1, 33A1-12-1198-1, 33A1-12-1199-1			2b	-
11.2.2 Use oscilloscopes			-	-
11.2.3 Use power meters			-	-
11.2.4 Use power supplies, TR: TO 33AA17-176-1			-	-
11.2.5 Use signal generators			-	-
11.2.6 Use bonding meters, TR: TO 33A1-12-1124-1, Applicable Manufacturers Operation and Service Instructions			-	-
11.2.7 Use milliohm meter, TR: TO 33A1-12-924-1			-	-
11.2.8 Use spectrum analyzer, TR: Applicable Manufacturers Operation and Service Instructions			-	-
11.2.9 Use universal counter TR: Applicable Manufacturers Operation and Service Instructions			-	-
11.2.10 Use signal/pulse generating equipment, TR: TO 31-1-141-10 (Sections I, III, VIII, I), End Item User Manuals			-	-
11.2.11 Use frequency/time measuring equipment, TR: TO 31-1-141-10 (Sections I, III, VIII, I), End Item User Manuals			-	-
11.2.12 Use microwave calibration equipment, TR: TO 31-1-141-10 (Sections I, III, VIII, I), End Item User Manuals			-	-
11.2.13 Use variable attenuator, TR: Applicable Manufacturers Operation and Service Instructions			-	-
11.2.14 Use temperature bath, TR: Applicable Manufacturers Operation and Service Instructions			-	-
11.2.15 Use optical micrometer, TR: Applicable Manufacturers Operation and Service Instructions			2b	-
11.2.16 Operate PATEC-ESTS, TR: TO 33D9-61-71-7-1, End Item User's Manual			-	-
11.2.17 Operate PATEC-ADTS, TR: TO 33D9-61-71-7-1, End Item User's Manual			-	-
12 GENERAL MAINTENANCE, TR: TOs 00-25-234, 1-1A-1, 1-1A-8, 1-1A-14, 1-1A-15, 33D9-61-58-2, applicable owner's manual				
12.1 Common practices				
12.1.1 Troubleshooting techniques			-	B

TASKS, KNOWLEDGE, AND TECHNICAL REFERENCES	Core/Cert ^	Deployment */ SEI + CBRN ~	PROFICIENCY CODES	
			3 LEVEL COURSE	5 LEVEL CDC
12.1.2 Isolate faults using TO fault flow			-	-
12.1.3 Perform safety wiring, TR: TO 1-1A-8	3		3c	-
12.1.4 Electrostatic discharge (ESD) control procedures, TR: TO 00-25-234			2b	-
12.1.5 Perform common ordnance inspection, TR: TO 11A15-1-167-1			-	-
12.2 Aerospace hardware (AN/MS)				
12.2.1 Description			A	-
12.2.2 Use aerospace hardware	3		3c	-
12.3 RFI/EMI gaskets, TR: TO 33D9-19-55-1				
12.3.1 Inspect			-	b
12.3.2 Repair			-	-
12.4 Common electrical practices, TR: TOs 00-25-234, 00-25-259, 1-1A-14, 1-1A-15, 31-1-141-15, 31-10-7, 34W4-1-5, 34W4-1-7, 34W4-1-8				
12.4.1 Perform soldering/desoldering procedures			-	-
12.4.2 Assemble simple connectors			-	-
12.4.3 Repair wiring			-	-
12.4.4 Repair general connectors			-	-
12.4.5 Perform cable binding and lacing			-	-
12.4.6 Qualify solderless wire wrapping tool kit (TK- 148/g)			-	-
12.4.7 Perform wire wrapping			-	-
12.4.8 Clean electronic equipment			-	-
12.4.9 Perform visual inspection	3		3c	-
12.4.10 Mate/demate cables	3		3c	-
12.5 Tubing Maintenance, TR: TOs 00-25-223, 1-1A-8				
12.5.1 Flare tubing			-	-
12.5.2 Swage tubing			-	-
13 WEAPON SYSTEMS DESCRIPTION			-	-
13.1 Nuclear Theory and effects, TR: TO 21M-LGM30G-1-1			A	-
13.2 ICBM Missile description, TR: TOs 21M-LGM30G-1-1, 21M-LGM30G-2-10			A	-
13.3 ALCM Cruise Missile (AGM-86B) description, TR: TO 21M-AGM86-2-1			A	B
14 WEAPONS SYSTEMS STORAGE AND MAINTENANCE AREAS, TR: DESR6055.09_AFMAN91-201, AFMAN 32-1065, DAFI 31-101, AFI 23-201, DAFMAN 91-203, DoD 5210.41-M				
14.1 Weapons storage structures (igloos)			A	B
14.2 Un-armed missile storage facility			A	B
14.3 Integrated Maintenance Facility layout/functions			A	B
14.4 Cruise missile generation			-	B
15 MISSILE ELECTRONIC FUNDAMENTALS				
15.1 Electromagnetic effects			A	-
15.2 Electrical prefixes			A	-
15.3 Direct current theory			A	B
15.4 Alternating current theory			A	B

TASKS, KNOWLEDGE, AND TECHNICAL REFERENCES	Core/Cert ^	Deployment * / SEI + CBRN ~	PROFICIENCY CODES	
			3 LEVEL COURSE	5 LEVEL CDC
15.5 DC motor theory			A	B
15.6 DC generator theory			A	B
15.7 Basic circuit components				
15.7.1 Resistor description and operation			A	B
15.7.2 Inductor description and operation			A	B
15.7.3 Capacity description and operation			A	B
15.8 Electromagnetic devices				
15.8.1 Transformer description and operation			A	B
15.8.2 Relay and solenoid description and operation			A	B
15.9 Solid state devices				
15.9.1 Diodes				
15.9.1.1 Description and operation			A	B
15.9.1.2 Troubleshoot			-	-
15.9.2 Special purpose devices description and operation				
15.9.2.1 Integrated circuit (IC)			-	A
15.9.2.2 Operational amplifiers			-	A
15.9.3 Power supply circuits				
15.9.3.1 Troubleshoot power supplies			-	-
15.9.3.2 Operate oscillator			-	-
16 B-52H AIRCRAFT WEAPON INTEGRATION SYSTEM, TR: TOs 1B-52H-2-38GA-1				
16.1 Description			A	A
16.2 System Interface Test (SIT) / Missile Interface Test (MIT)			-	A
16.3 Flight Data Recorder Fault analysis			-	b
17 AGM-86B MISSILE SYSTEM THEORY, TR: TOs 11N-W80.83-2, 21M-AGM86-2-1, 21M-AGM86-8-1, 21M-AGM86-31				
17.1 Electrical			B	B
17.2 Safe, arm and fuse			B	B
17.3 Environmental control			B	B
17.4 Propulsion			B	B
17.5 Flight control			B	B
17.6 Navigation			B	B
17.7 Interpret missile diagrams			2b	b
18 MISSILE GENERAL REPAIR, TR: TOs 1-1A-1, 1-1A-14, 21M-AGM86-2-1				
18.1 Structural			-	B
18.2 Electrical			-	B
18.3 Hardness critical procedures			A	B
19 AGM-86B MAINTENANCE				
19.1 Replace missile components:, TR: TOs 11N-W80.83-2, 21M-AGM86-2-1, 21M-AGM86-4-1, 21M-AGM86-6-1, 21M-AGM86-8-1				
19.1.1 Common missile radar altimeter			2b	-
19.1.2 Inertial navigation element			2b	-

TASKS, KNOWLEDGE, AND TECHNICAL REFERENCES	Core/Cert ^	Deployment */ SEI + CBRN ~	PROFICIENCY CODES	
			3 LEVEL COURSE	5 LEVEL CDC
19.1.3 Engine			2b	-
19.1.4 Rotary switch			2b	-
19.1.5 Guided missile flight controller			2b	-
19.1.6 Actuator controller			-	-
19.1.7 Warhead arming device			2b	-
19.1.8 Flight data transmitter			-	-
19.1.9 Desiccant assembly			-	-
19.1.10 Receive radar antenna			-	-
19.1.11 Impact fuse			-	-
19.1.12 Electrical resistance temperature transmitter			-	-
19.1.13 Pitot static tube			-	-
19.1.14 Air cycle machine			-	-
19.1.15 Umbilical enclosure assembly			-	-
19.1.16 Transmit radar antenna			-	-
19.1.17 Heat exchanger			-	-
19.1.18 Fuel boost pump			2b	-
19.1.19 Pressure sensing transducer			-	-
19.1.20 Thermal battery			-	-
19.1.21 Engine air inlet			-	-
19.1.22 Fuel pump electronic unit			-	-
19.1.23 File drawer			-	-
19.1.24 Fuel system valves			-	-
19.1.25 Electrical Junction Box			-	-
19.1.26 Electromechanical linear actuator			-	-
19.1.27 Missile cabling			-	-
19.1.28 DC Generator			-	-
19.1.29 Engine inlet side panel antennas			-	-
19.2 Remove and install pyrotechnic cartridges in: TR: TOs 11A15-1-387, 11N-W80.83-2, 21M-AGM86-2-1, 21M-AGM86-4-1, 21M-AGM86-6-1				
19.2.1 Air supply service			-	-
19.2.2 Wing			-	-
19.2.3 Elevon			-	-
19.2.4 Fin			-	-
19.2.5 Fuel Supply/Service			-	-
19.2.6 Expanding Tube Release System			-	-
19.3 Remove and install deployment actuators in: TR: TOs 11N-W80.83-2, 21M-AGM86-2-1, 21M-AGM86-23				
19.3.1 Wing			-	-
19.3.2 Elevon			-	-
19.3.3 Fin			-	-

TASKS, KNOWLEDGE, AND TECHNICAL REFERENCES	Core/Cert ^	Deployment */ SEI + CBRN ~	PROFICIENCY CODES	
			3 LEVEL COURSE	5 LEVEL CDC
19.4 Remove and install control surfaces in: TR: TOs 11N-W80.83-2, 21M-AGM86-2-1				
19.4.1 Wing			-	-
19.4.2 Elevon			-	-
19.4.3 Fin			-	-
19.5 Perform the following procedures: TR: TOs 11N-W80.83-2, 21M-AGM86-2-1, 21M-AGM86-6-1, 21M-AGM86-8-1				
19.5.1 Aero surface deployment/stowage			3c	-
19.5.2 Missile transfer to handling/maintenance stand			2b	-
19.5.3 Forward ECS leakage rate check			2b	-
19.5.4 Aft ECS leakage rate check			2b	-
19.5.5 Engine leakage rate check			2b	-
19.5.6 EED Squib Resistance Test			2b	-
19.5.7 Install/remove missile panels			-	-
19.5.8 Perform fin/elevon rigging inspection			2b	-
19.6 General Repair, TR: TOs 1-1-8, 21M-AGM86-2-1, 21M-AGM86-23, 21M-AGM86-8-1, 11N-W80.83-2				
19.6.1 Perform final assembly/inspection, TR: TO 21M-AGM86-8-1			2b	-
19.6.2 Perform missile safe status check, TR: TO 11N-W80.83-2	3		3c	-
19.6.3 Perform corrosion prevention and treatment			-	-
19.6.4 Repair/replace rain erosion material			-	-
19.6.5 Desiccant assembly build up			-	-
19.6.6 Repair/replace radar absorbent material			-	-
19.7 Perform Fueling Operations, TR: TOs 21M-AGM86-2-1, 21M-AGM86-6-1, 21M-AGM86-31, 33D9-9-2-7-2				
19.7.1 Fuel/defuel			a	a
19.7.2 Emergency defuel			-	a
19.7.3 Fuel leak repair			-	-
19.7.4 Engine fuel priming			-	a
19.8 Receipt/preparation for shipment, TR: TOs 11N-W80.83-2, 21M-AGM86-2-1, 35E20-2-47-2				
19.8.1 Prepare missile for shipment			-	-
19.8.2 Perform missile receipt inspection			-	-
19.8.3 Crate missile to missile shipping/storage container (CNU-617/E)			-	-
19.8.4 Uncrate missile from missile shipping/storage container (CNU-617/E)			-	-
19.8.5 Perform ground handling using forklift			-	-
19.9 Cruise Missile Components, TR: TOs 21M-AGM86-2-1, 21M-AGM86-6-1, 21M-AGM86-8-1, 35E20-3-34-1				
19.9.1 Prepare INE for shipment			-	-
19.9.2 Perform INE receipt			-	-
19.9.3 Prepare engine for shipment			-	-
19.9.4 Perform engine receipt inspection			-	-
19.10 Missile checkout, TR: TOs 21M-AGM86-2-1, 21M-AGM86-8-1, 33D7-44-233-1, 33D9-61-71-1, 33D9-19-54-8-1				

TASKS, KNOWLEDGE, AND TECHNICAL REFERENCES	Core/Cert ^	Deployment */ SEI + CBRN ~	PROFICIENCY CODES	
			3 LEVEL COURSE	5 LEVEL CDC
19.10.1 Description			A	B
19.10.2 Perform Level I			2b	-
19.10.3 Perform Level II			-	-
19.10.4 Perform flight load			2b	-
19.10.5 Perform INE autocal/declassification			-	-
19.10.6 Perform memory dump/interpret memory dump printout			-	b
19.10.7 Isolate malfunctions			2b	-
19.11 Transport missile/handling fixture, TR: TOs 11N-W80.830-2, 35D3-2-27-1				
19.11.1 Using MHU-141			-	-
19.11.2 Transport missile on 40 ft. trailer using MHU- 195/E			-	-
19.11.3 Transport missile using lift truck			-	-
19.12 Transfer missile/handling fixture to and from trailer, TR: TOs 11N-W80.83-2, 35D5-3-8-31, 35D5-3-8-41				
19.12.1 Using overhead hoist			-	-
19.12.2 Using lift truck			-	-
19.12.3 Using forklift			-	-
20 AIRCRAFT ROTARY LAUNCHER AND PYLON SYSTEMS, TR: TOs 11G22-5-5-2, 11G22-5-5-8-19, 11N-H5079-2, 11N-L5001-1, 11N-L5001-2, 11N-L5005-8, 11N-T5162-2, 11N-T5162-8, 16W6-33-1, 21M-AGM86-6-2, 35D3-29-3-1				
20.1 Description				
20.1.1 Power			A	-
20.1.2 Environmental control			A	-
20.1.3 Monitor and control			A	-
20.1.4 Mechanical			A	-
20.1.5 Interpret launcher/pylon diagrams			-	b
20.2 Launcher/pylon checkout description			A	A
20.3 Suspended Loading and Checkout Frame				
20.3.1 Inspect			-	-
20.3.2 Maintain			-	-
20.3.3 Test			-	-
20.3.4 Operate			-	-
20.4 Common Strategic Rotary Launcher (CSRL)				
20.4.1 Inspect/maintain/operate			-	-
20.4.2 Inspect/use Launcher Loader Adapter			-	-
20.4.3 Align launcher/frame spline			-	-
20.4.4 Mate/de-mate CSRL to/from frame			-	-
20.4.5 Manually rotate CSRL			-	-
20.4.6 Install/remove ejector(s) to/from missile			-	-
20.4.7 Install/remove ejector(s) to/from CSRL			-	-
20.4.8 Install/remove cartridges			-	-
20.4.9 Perform ejector safe position test			-	-

TASKS, KNOWLEDGE, AND TECHNICAL REFERENCES	Core/Cert ^	Deployment */ SEI + CBRN ~	PROFICIENCY CODES	
			3 LEVEL COURSE	5 LEVEL CDC
20.4.10 Mate/de-mate CSRL/LLA to/from MHU-196			-	-
20.4.11 Mate/de-mate missile to/from CSRL			-	-
20.4.12 Transport CSRL/LLA			-	-
20.4.13 CSRL Maintenance				
20.4.13.1 Perform Operational Readiness Inspection			-	-
20.4.13.2 Perform ECS bypass test			-	-
20.4.13.3 Perform ECS leakage test			-	-
20.4.13.4 Perform periodic inspection			-	-
20.4.13.5 Perform CSRL post download inspection			-	b
20.4.14 Replace CSRL components				
20.4.14.1 Missile interface unit			-	-
20.4.14.2 Relay assembly			-	-
20.4.14.3 Cables			-	-
20.4.14.4 Pneumatic hoses			-	-
20.4.14.5 Launch enable switches			-	-
20.4.15 Perform CSRL Electrical Checkout, TR: TOs 11L-12-25-8-1, 11N-L5005-8, 11N-T5128-2, 21M-AGM86-6-2				
20.4.15.1 Empty Test			-	-
20.4.15.2 Loaded Test			-	-
20.4.15.3 Auto-calibration/declassification			-	-
20.4.15.4 Flight Load			-	-
20.4.15.5 Perform and interpret Memory Dump			-	b
20.4.15.6 Isolate malfunctions			-	-
20.5 SUU-67 Pylons, TR: TOs 16W6-33-8-1, 16W6-33-8-2, 21M-AGM86-6-2, 21M-AGM86-8-2				
20.5.1 Mate/de-mate SUU-67 Pylon to/from Load Frame			-	-
20.5.2 Install/remove ejector(s) to/from missile			-	-
20.5.3 Remove ejector(s) from SUU-67 pylon			-	-
20.5.4 Install/remove cartridges			-	-
20.5.5 Mate/de-mate SUU-67 pylon to/from MHU-196			-	-
20.5.6 Mate/de-mate missile to/from SUU-67 pylon			-	-
20.5.7 Transport Pylon/PLA			-	-
20.5.8 SUU-67 Pylon Maintenance				
20.5.8.1 Perform ECS bypass valve test			-	-
20.5.8.2 Perform ECS leakage test			-	-
20.5.8.3 Perform periodic inspection			-	-
20.5.8.4 Perform Operational Readiness Inspection			-	-
20.5.8.5 Perform SUU-67 pylon post download inspection			-	b
20.5.9 Replace SUU-67 pylon components				
20.5.9.1 Missile interface unit			-	-
20.5.9.2 Relay assembly			-	-
20.5.9.3 Cables			-	-

TASKS, KNOWLEDGE, AND TECHNICAL REFERENCES	Core/Cert ^	Deployment */ SEI + CBRN ~	PROFICIENCY CODES	
			3 LEVEL COURSE	5 LEVEL CDC
20.5.9.4 Aft Swing Arm			-	-
20.5.10 Perform SUU-67 Pylon Electrical Checkout, TR: TOs 16W6-33-8-1, 16W6-33-8-2, 21M-AGM86-6-2, 21M-AGM86-8-21				
20.5.10.1 Empty Test			-	-
20.5.10.2 Loaded Test			-	-
20.5.10.3 Auto-calibration/Declassification			-	-
20.5.10.4 Flight Load			-	-
20.5.10.5 Perform and interpret Memory Dump			-	b
20.5.10.6 Isolate malfunctions			-	-
20.5.11 Perform Level III checkout, TR: TOs 11G22-5-5-2, 11G22-5-5-8-19, 11N-5162-8				
20.5.11.1 Description			-	A
20.5.11.2 Missile Interface Unit			-	-
20.5.11.3 Isolate/repair malfunctions in Missile Interface Unit			-	-
21 MISSILE SUPPORT EQUIPMENT, TR: TOs 11N-H5028-2, 11N-H5054-2, 11N-H5088-2, 11N-H5095-2, 11N-H5099-2, 11N-T5039-2, 11N-T5087-2, 33D3-11-50-2, 33D5-14-20-1, 33D9-2-7-2, 33D9-5-42-1, 35D-1-193, 35D311-45-2, 35D5-4-6-1, 35D9-38-56-1, 35M8-2-7-1, 11N-T5113-2, 33D7-3-189-7, 33D7-16-19-1-1, 33D7-16-19-1-2, 33D7-38-127-1, 33D7-38-127-2, 33D7-44-233-1, 33D7-86-51-1, 33D9-16-9-1, 33D9-19-54-1, 33D9-19-54-8-1, 33D9-19-55-1, 33D9-19-58-11, 33D-19-81-1, 33D 9 -54-75-1, 33D9-54-75-8-1, 33D9-61-71-1, 33D9-142-23-1, 33D9-122-20-1				
21.1 Description			-	A
21.2 Inspect/Operate, TR: TOs 11N-H5054-2, 21M-AGM-86-8-1, 33D9-5-42-1, 35D3-11-45-2, 35D3-6-33-13 and applicable service manuals				
21.2.1 Nitrogen cart			2b	-
21.2.2 Air purge pressurization unit TL-1977			-	-
21.2.3 Missile nitrogen charging adapter set			2b	-
21.2.4 Guided missile hoisting beam (MHU-186/E)			2b	-
21.2.5 Maintenance test stand (MSU-179/E)			2b	-
21.2.6 Guided missile handling fixture (MHU-159/E)			2b	-
21.2.7 Test/maintenance stand rail set (MTU-89/E)			2b	-
21.2.8 Engine handling truck (ETU-102)			2b	-
21.2.9 Engine leak detector MU-720/E			2b	-
21.2.10 Beam sling (MHU-166/E)			2b	-
21.2.11 Electric squib test set AN-GSM-267E			2b	-
21.2.12 Access panel storage rack (MTU-72)			2b	-
21.2.13 Missile shipping and storage container (CNU- 617/E)			-	-
21.2.14 Swivel and link assembly (MHU-162/E)			-	-
21.2.15 Hot air gun (CLU-61/E)			2b	-
21.2.16 Elevon lock/unlock tool (TLU-450/E)			3c	-
21.2.17 Elevon stowing tool (TLU-456A/E)			3c	-
21.2.18 Actuator lock release tool (TLU-452/E)			3c	-
21.2.19 Inlet latch release tool (TLU-459/E)			-	-
21.2.20 Missile container sling (HLU-290/E)			-	-
21.2.21 Limited maintenance stand (MHU-224/E)			-	-

TASKS, KNOWLEDGE, AND TECHNICAL REFERENCES	Core/Cert ^	Deployment */ SEI + CBRN ~	PROFICIENCY CODES	
			3 LEVEL COURSE	5 LEVEL CDC
21.2.22 Fuel/defuel set A/F32R-5, TR: TO 33D9-2-7-2			-	-
21.2.23 Argon cart, TR: Service Manual			-	-
21.2.24 Leak detector, TR: Service Manual			-	-
21.2.25 CGU-1/B tie down			-	-
21.3 Repair, TR: TOs 11N-H5054-2, 21M-AGM-86-8-1, 33D9-2-7-2, 33D9-5-42-1, 35D3-11-45-2, 35D3-6-33-13, 33D9-2-7-2 and applicable service manuals				
21.3.1 Nitrogen cart			-	-
21.3.2 Air purge pressurization unit TL-1977			-	-
21.3.3 Missile test stand (MSU-179/E)			-	-
21.3.4 Guided missile handling fixture (MHU-159/E)			-	-
21.3.5 Missile nitrogen charging adapter set			-	-
21.3.6 Test/maintenance stand rail set (MTU-89/E)			-	-
21.3.7 Engine leak detector (MU-720/E)			-	-
21.3.8 Electric squib test set AN-GSM-267			-	-
21.3.9 Missile shipping and storage container (CNU- 617/E)			-	-
21.3.10 Guided missile hoisting beam (MHU-186/E)			-	-
21.3.11 Guided missile hoisting beam (MHU-186/F)			-	-
21.3.12 Hoisting beam (MHU-166/E)			-	-
21.3.13 Engine handling truck (ETU-102)			-	-
21.3.14 Access panel storage rack			-	-
21.3.15 Swivel and link assembly (MHU-162/E)			-	-
21.3.16 Hot air gun (CLU-61/E)			-	-
21.3.17 Actuator lock release tool (TLU-452/E)			-	-
21.3.18 Missile container sling (HLU-290/E)			-	-
21.3.19 Limited maintenance stand (MHU-224/E)			-	-
21.3.20 Fuel/defuel set A/F32R-5			-	-
21.3.21 Argon cart			-	-
21.3.22 Leak detector			-	-
21.4 Description of the following systems				
21.4.1 Shop air			-	B
21.4.2 Nitrogen			-	B
21.4.3 Fuel piping			-	B
21.4.4 Vent			-	B
21.4.5 Vacuum			-	B
21.5 Aerospace Ground and Handling Equipment, TR: TOs 11N-H-61A AND B, 11N-HRV50-2, 35E15-10-1, 35C2-3-469-11, 11N-H12-2, 33A2-2-23-31				
21.5.1 Perform pre-operational inspection and operate hydraulic systems equipment			-	-
21.5.2 Perform pre-operational inspection and operate A/M32A-86D diesel generator set (HOBART)			-	-
21.5.3 Perform pre-operational inspection and operate munitions lift truck (jammer)			-	-
21.5.4 Perform pre-operational inspection and operate NF2/NF2D portable light set			-	-
21.5.5 Perform pre-operational inspection and operate 400 Hz power converter			-	-

TASKS, KNOWLEDGE, AND TECHNICAL REFERENCES	Core/Cert ^	Deployment */ SEI + CBRN ~	PROFICIENCY CODES	
			3 LEVEL COURSE	5 LEVEL CDC
21.5.6 Operate portable heaters, TR: TO 35E7-2-11-21, Applicable Manufacturers Operation and Service Instructions			-	-
22 CRUISE MISSILE AUTOMATED TEST EQUIPMENT				
22.1 Electronic System Test Set (ESTS) AN/GSM- 263/A/G, TR: TOs 33D9-61-71-1, 33D9-61-71-4				
22.1.1 Description			A	A
22.1.2 Purpose of the ESTS major components			A	A
22.1.3 Operate			2b	-
22.1.4 Perform ESTS tests, TR: TO 33D9-61-71-7-1				
22.1.4.1 Confidence test			-	-
22.1.4.2 Auto calibration			-	-
22.1.4.3 Operational Assurance Test			-	-
22.1.4.4 Calibration/Certification			-	-
22.1.4.5 Facility software load			-	-
22.1.4.6 Adjust Computer/controller power supplies			-	-
22.1.5 Perform ESTS troubleshooting				
22.1.5.1 Interpret schematics/diagrams			-	-
22.1.5.2 Isolate malfunctions			-	-
22.1.6 Replace ESTS components				
22.1.6.1 Computer subcomponents			-	-
22.1.6.2 Disc drive subcomponents			-	-
22.1.6.3 Circuit card assemblies			-	-
22.1.6.4 Power supplies			-	-
22.1.6.5 Cable assemblies			-	-
22.1.6.6 Drawer assemblies			-	-
22.1.6.7 Drawer assembly subcomponents			-	-
22.1.6.8 Patch panel components (1A16)			-	-
22.1.6.9 Patch panel receiver contacts (1A16)			-	-
22.1.6.10 Perform serviceability inspection			-	-
22.2 Test Adapter Groups/Interconnecting Groups, TR: TOs 11N-T5113-2, 33D9-16-9-1, 33D9-19-55-1, 33D9-19-58-11, 11N-T5172-1, 33D9-19-54-1, 33D9-19-54-8-1, 35D5-4-6-1				
22.2.1 Operate/use			2b	-
22.2.2 Patchboard repair			-	-
22.2.3 Cable maintenance/replacement			-	-
22.2.4 Antenna hood repair/certification			-	-
22.2.5 Temp probe certification			-	-
22.3 Signal Data Converter CV-364/GSM-263 CV-364/GSM-263, TR: TO 33D3-19-54-8-1				
22.3.1 Description			-	A
22.3.2 Perform Inspection/self-test			-	-
22.3.3 Perform calibration			-	-
22.4 Genie Portable Lift Truck, TR: TO 35D5-4-6-1				
22.4.1 Inspect			-	-

TASKS, KNOWLEDGE, AND TECHNICAL REFERENCES	Core/Cert ^	Deployment */ SEI + CBRN ~	PROFICIENCY CODES	
			3 LEVEL COURSE	5 LEVEL CDC
22.4.2 Maintain			-	-
22.5 Air Data Test Set (ADTS) AN/GSM-291, TR: TO 33D9-61-71-1				
22.5.1 Description			A	A
22.5.2 Interpret ADTS schematics/diagrams			-	-
22.5.3 Perform ADTS preventive maintenance/servicing			-	-
22.5.4 Operate			2b	-
22.5.5 Perform ADTS tests, TR: TOs 33D7-16-19-1-1, 33D7-16-19-1-2				
22.5.5.1 Self-test			-	-
22.5.5.2 Air dryer leak test			-	-
22.5.5.3 Air data test controller calibration			-	-
22.5.5.4 Isolate ADTS faults			-	-
22.5.6 Repair ADTS components				
22.5.6.1 Air data test controller			-	-
22.5.6.2 Rack subcomponents			-	-
22.5.6.3 Air dryer assembly			-	-
22.5.6.4 Air dryer assembly subcomponents			-	-
22.5.6.5 Vacuum pump			-	-
22.5.6.6 Vacuum pump components			-	-
22.5.6.7 Blower			-	-
22.6 Missile Radar Altimeter Test Assembly (MRATA), TR: TOs 33D7-44-233-1, 33D7-44-233-4				
22.6.1 Description			A	A
22.6.2 Operate			2b	-
22.6.3 Perform MRATA tests				
22.6.3.1 Maintenance self-test			-	-
22.6.3.2 ESTS-controlled self-test			-	-
22.6.3.3 Calibration/alignment			-	-
22.6.4 MRATA fault isolation				
22.6.4.1 Interpret MRATA schematics/diagrams			-	-
22.6.4.2 Interpret RF path status via LED indicators			-	-
22.6.4.3 Interpret, develop, and use RF path programming for troubleshooting			-	-
22.6.5 Repair/replace components				
22.6.5.1 Drawer assemblies			-	-
22.6.5.2 Power supplies			-	-
22.6.5.3 Cable assemblies			-	-
22.6.5.4 Circuit card assemblies			-	-
22.6.5.5 Active RF components/modules			-	-
22.6.5.6 Couplers and fixed attenuators			-	-
22.6.5.7 Semi-rigid coaxial assemblies			-	-
22.6.5.8 Coaxial switches			-	-
22.6.5.9 Programmable attenuators			-	-
22.6.5.10 Self-test receiver			-	-

TASKS, KNOWLEDGE, AND TECHNICAL REFERENCES	Core/Cert ^	Deployment * / SEI + CBRN ~	PROFICIENCY CODES	
			3 LEVEL COURSE	5 LEVEL CDC
22.6.5.11 Delay assemblies			-	-
22.6.5.12 Socketed integrated circuits (ICs)			-	-
22.6.5.13 Perform serviceability inspection			-	-
22.7 Electronic Components Cooling Equipment (MU-690/E), TR: TO 33D9-122-20-1				
22.7.1 Description			A	A
22.7.2 Perform operational test			-	-
22.7.3 Operate			2b	-
22.7.4 Perform preventive maintenance			-	-
22.7.5 Interpret schematics/diagrams			-	-
22.7.6 Isolate malfunctions			-	-
22.7.7 Calibrate				
22.7.7.1 Flowmeters			-	-
22.7.7.2 Temperature and pressure switches			-	-
22.7.7.3 Perform facility input air test			-	-
22.7.7.4 Replace/repair subcomponents			-	-
22.7.7.5 Perform serviceability inspection			-	-
22.7.7.6 Certify temperature gauge			-	-
23 WEAPONS STORAGE AREA (WSA) FACILITIES/SUPPORT SYSTEMS, TR: DESR6055.09_AFMAN91-201, AFMAN 32-1065, AFI 23-201, DAFI 31-101, AFI 31-117, DAFMAN 91-203, DoD 5210.41-M				
23.1 IMF systems				
23.1.1 Fire suppression			A	-
23.1.2 Static ground/lightning protection system			A	A
23.1.3 Hydraulic/electrical/pneumatic systems			-	A
23.1.4 Cruise missile bulk fuel storage system			-	A
23.1.5 Security systems (sensors/alarms)			A	A
23.1.6 Weapons physical security/limits, TR: TOs 11N-20-1, 11N-20-7			A	A
23.2 Operate the following:				
23.2.1 Overhead hoist	5		2b	-
23.2.2 Monorail system			2b	-
23.2.3 Hydraulic/electrical/pneumatic systems			-	-
23.2.4 Cruise missile bulk fuel storage system			-	-
23.3 Perform the following				
23.3.1 IMF/storage structure open/close procedures	5		-	b
23.3.2 Munitions close-in sentry duties	5		-	-
23.3.3 Sole Vouching Authority duties	5		-	-
23.3.4 Key and lock procedures			-	-
23.4 Massive Modular Blocks (MMBs), TR: Local Operating Procedures				
23.4.1 Install/remove MMBs			-	-
23.4.2 Perform MMB spotter duties			-	-
23.5 Arming / Dearming, TR: AFI 31-101, AFI 31-207, Local Operating Procedure				

TASKS, KNOWLEDGE, AND TECHNICAL REFERENCES	Core/Cert ^	Deployment */ SEI + CBRN ~	PROFICIENCY CODES	
			3 LEVEL COURSE	5 LEVEL CDC
23.5.1 Perform weapons clearing barrel procedures			-	-
23.5.2 Access, issue, and receive weapons and ammunition			-	-
24 ADMINISTRATIVE SUPPORT FUNCTIONS				
24.1 Perform marking, storage, handling, and destruction of classified material, TR: AGM-86B SCG, DoDM5200.01V1 _AFMAN16-1404V1, CG-W5	7		-	-
24.2 Compile, update, and distribute reports, TR: AFMAN 21-202, local operating instructions				
24.2.1 Weekly status report			-	-
24.2.2 Monthly testing summary			-	-
24.2.3 Forecast cruise missile maintenance			-	-
24.2.4 Update status in SharePoint			-	-
24.3 Compile, review, analyze, and maintain missile systems Information for historical documentation, TR: AFMAN 21-202, AFI 21-103, TO 00-5 series, 00-20 series				
24.3.1 Historical documentation			-	-
24.3.2 ESTS records (digital or printouts)			-	-
24.4 Perform trend analysis on:, TR: AFMAN 21-202				
24.4.1 ELT/EPT			-	-
24.4.2 LLT/LPT			-	-
24.4.3 LVL I, LVL II, LVL III			-	-
24.4.4 SIT/MIT			-	-
25 MUNITIONS CONTROL CENTER, TR: DAFMAN 21-201, AFMAN 21-204, DAFI 31-101, DOD 5210.41M, TO 00-20 series, applicable unit OPLANS and operating instructions				
25.1 Munitions Control fundamentals			-	A
25.2 Initiate recall and emergency checklists			-	-
25.3 Use radio, secure communications, and direct telephone lines			-	-
25.4 Coordinate munitions requirements			-	-
25.5 Advise agencies of maintenance activities			-	-
25.6 Coordinate storage structure and facility entry/exit with security forces			-	-
25.7 Advise security forces of movement or re-warehousing			-	-
25.8 Advise fire department of fire symbol and line number change			-	-
25.9 Coordinate work request with appropriate agencies			-	-
25.10 Create/issue unscheduled work orders			-	-
25.11 Coordinate emergency response activities			-	-
25.12 Utilize munitions command/control information system				
25.12.1 Track vehicle and equipment status			-	-
25.12.2 Update weapon storage locations			-	-
25.12.3 Coordinate weapon/munitions movements			-	-
25.12.4 Develop weapons breakout flow plan for aircraft generation			-	-
25.12.5 Perform Munitions Control relocation actions			-	-
25.12.6 Review flying schedule for munitions requirements			-	-
25.12.7 Coordinate cannibalization actions			-	-
26 WEAPONS SUPPORT				
26.1 Perform CTK custodian duties, TR: DAFI 21-101			-	-

TASKS, KNOWLEDGE, AND TECHNICAL REFERENCES	Core/Cert ^	Deployment */ SEI + CBRN ~	PROFICIENCY CODES	
			3 LEVEL COURSE	5 LEVEL CDC
26.2 Perform TMDE custodian duties, TR: TOs 00-20-14, 32B14-3-1-101, 33K-1-100-1			-	-
26.3 Perform HAZWASTE duties, TR: AFMAN 32-7002			-	-
26.4 TO Library, TR: TO 00-5-1				
26.4.1 Maintain and generate products from ETIMS data base			-	-
26.4.2 Process and control technical order, and CPIN distribution			-	-
26.4.3 Maintain initial distribution requirements			-	-
26.4.4 Perform routine, annual, and other required checks			-	-
26.4.5 Post TO, TR: TO 00-5-1				
26.4.5.1 Revisions			-	-
26.4.5.2 Changes			-	-
26.4.5.3 Supplements, TR: TO 00-5-1				
26.4.5.3.1 Safety			-	-
26.4.5.3.2 Operational			-	-
26.4.5.3.3 Routine			-	-
26.4.5.3.4 TOPS			-	-
26.4.6 Maintain CPINs, TR: TO 00-5-1			-	-
27 QUALITY ASSURANCE, TR: AFMAN 21-200				
27.1 Inspections				
27.1.1 Conduct management inspections			-	-
27.1.2 Conduct quality verification inspections			-	-
27.1.3 Conduct activity inspections			-	-
27.1.4 Conduct special inspections			-	-
27.1.5 Oversee one-time inspections, TR: TO 00-20-1			-	-
27.2 Proficiency evaluations, TR: AFMAN 21-200				
27.2.1 Conduct personnel proficiency evaluations			-	-
27.2.2 Conduct trainer proficiency evaluations			-	-
27.2.3 Document evaluations/inspection results			-	-
27.3 Technical data, TR: AFD 21-3; TOs 00-5-1				
27.3.1 Review new/revised technical data			-	-
27.3.2 Review local publications/instructions			-	-
27.3.3 Review approved AFTO 22			-	-
27.4 Training				
27.4.1 Conduct QA Orientation Course			-	-
27.4.2 Conduct Deficiency Reporting course			-	-
27.4.3 Review local lesson plans/training outlines			-	-
27.5 Product Improvement Program, TR: AFMAN 21-200				
27.5.1 Process deficiency reports, TR: TO 00-35D-54, AFMAN 23-122			-	-
27.5.2 Process technical data changes (AFTO 22s), TR: TO 00-5-1			-	-
27.5.3 Process modification proposals (AF 1067), TR: AFI20-101_63-101			-	-
27.5.4 Conduct review of TCTOs			-	-
27.5.5 Coordinate Technical Assistance Requests (TAR), TR: TO 00-25-107			-	-

TASKS, KNOWLEDGE, AND TECHNICAL REFERENCES	Core/Cert ^	Deployment * / SEI + CBRN ~	PROFICIENCY CODES	
			3 LEVEL COURSE	5 LEVEL CDC
27.5.6 Coordinate Maintenance Assistance Requests (MAR), TR: TO 00-25-107			-	-
27.6 Review Muns Control Checklists			-	-