

**BY ORDER OF THE
SECRETARY OF THE AIR FORCE**

**AIR FORCE MANUAL 11-2C-17
VOLUME 3 ADDENDA A**



8 AUGUST 2018

Flying Operations

**C-17 CONFIGURATION AND MISSION
PLANNING**

Corrective Actions, 2 October 2018

COMPLIANCE WITH THIS PUBLICATION IS MANDATORY

ACCESSIBILITY: Publications and forms are available for downloading or ordering on the e-Publishing website at www.e-publishing.af.mil.

RELEASABILITY: There are no releasability restrictions on this publication.

OPR: HQ AMC/A3VX

Certified by: HQ USAF/A3T
(Maj Gen Scott F. Smith)

Supersedes: AFI11-2C-17V3ADD-A;
10 July 2014

Pages: 44

This supporting manual implements AFD 11-2, *Aircrew Operations*, supersedes equipment requirements listed in AFI 11-301, Vol 2, *Management and Configuration Requirements for Aircrew Flight Equipment (AFE)*, and is incomplete without AFMAN 11-2C-17 Volume 3, *C-17 Operations Procedures*. This is a specialized publication intended for use by Airmen who have graduated from technical training related to this publication. It establishes guidance for the configuration of the C-17 aircraft to accomplish safely and successfully their worldwide mobility missions. It applies to individuals at all levels operating C-17 aircraft, including the Air Force Reserve and Air National Guard (ANG), except where noted otherwise. This AFMAN may be supplemented at any level, but all supplements that directly implement this publication must be routed to the Office of Primary Responsibility (OPR) for coordination prior to certification and approval. Refer recommended changes and questions about this publication to the OPR using the AF Form 847, *Recommendation for Change of Publication*; route AF Forms 847 from the field through the appropriate functional chain of command. The authorities to waive wing/unit level requirements in this publication are identified with a Tier (“**T-0**, **T-1**, **T-2**, **T-3**”) number following the compliance statement. See AFI 33-360, Publications and Forms Management, **Table 1.1** for a description of the authorities associated with the Tier numbers. Submit requests for waivers through the chain of command to the appropriate Tier waiver approval authority, or alternately, to the requestor’s commander for non-tiered compliance items. Ensure that all records created as a result of processes prescribed in this publication are maintained in accordance with (IAW) Air Force Manual (AFMAN) 33-363, Management of Records, and disposed of IAW Air Force Records Disposition Schedule (RDS) located in the Air Force Records Information Management System (AFRIMS). The use of the name or mark of any

specific manufacturer, commercial product, commodity, or service in this publication does not imply endorsement by the Air Force.

SUMMARY OF CHANGES

This document has been substantially revised and must be completely reviewed.

| | |
|--|-----------|
| Chapter 1— GUIDANCE | 5 |
| 1.1. General..... | 5 |
| 1.2. Responsibilities..... | 5 |
| 1.3. Standard Cargo Compartment Configuration Codes | 5 |
| Table 1.1. Standard Cargo Compartment Configuration Letter Codes..... | 5 |
| 1.4. Deviations..... | 6 |
| 1.5. Weight and Balance | 6 |
| 1.6. Programmed Depot Maintenance | 6 |
| 1.7. Revisions. | 6 |
| Chapter 2— CONSOLIDATED EQUIPMENT TABLE | 7 |
| 2.1. Scope..... | 7 |
| Table 2.1. Aircraft Equipment. | 7 |
| Table 2.2. Standard Equipment..... | 8 |
| Chapter 3— STANDARD EQUIPMENT WEIGHT AND BALANCE DATA AND FLOOR PLANS | 11 |
| 3.1. Scope..... | 11 |
| 3.2. General..... | 11 |
| 3.3. Standard Equipment. | 11 |
| 3.4. Legend of Configurations. | 12 |
| 3.5. Troop Life Preserver..... | 13 |
| 3.6. Passenger/Troop Drinking Water | 13 |
| 3.7. Parachute Requirements..... | 13 |
| Table 3.1. Standard Equipment (See Notes)..... | 13 |
| Figure 3.1. AE-1 Configuration. | 15 |

| | | |
|---------------------------------|---|-----------|
| Figure 3.2. | AE-2 Configuration. | 16 |
| Figure 3.3. | AE-3 Configuration. | 17 |
| Figure 3.4. | AEC-1 Configuration. | 18 |
| Figure 3.5. | C-1 Configuration. | 19 |
| Figure 3.6. | C-2 Configuration. | 20 |
| Figure 3.7. | C-3 Configuration. | 21 |
| Figure 3.8. | P-1 Configuration. | 22 |
| Figure 3.9. | SP-X Configuration. | 23 |
| Table 3.2. | Seat Pallet/Pallet Availability (See Notes). | 23 |
| Figure 3.10. | CP-X Configuration. | 24 |
| Table 3.3. | Pallet/Seat Availability (See Notes). | 24 |
| Figure 3.11. | ADP-1 Configuration. | 26 |
| Figure 3.12. | ADP-2 Configuration. | 27 |
| Figure 3.13. | ADP-3 Configuration. | 28 |
| Figure 3.14. | ADC-1 Configuration. | 29 |
| Figure 3.15. | ADC-2 Configuration. | 30 |
| Figure 3.16. | CDS-1 Configuration. | 31 |
| Figure 3.17. | DV-1 Configuration. | 32 |
| Figure 3.18. | SD-1 Configuration. | 33 |
| Figure 3.19. | SLC-1 Configuration. | 34 |
| Chapter 4—REFERENCE DATA | | 35 |
| 4.1. | Scope. | 35 |
| 4.2. | Airdrop. | 35 |
| 4.3. | Personnel limitations. | 35 |
| 4.4. | Miscellaneous Data. | 35 |
| Table 4.1. | Standard Weights. | 35 |
| Table 4.2. | Crew Weights. | 36 |
| Table 4.3. | Personnel Limitations (See Notes). | 36 |

| | |
|--|-----------|
| Chapter 5— AIRCREW FLIGHT EQUIPMENT CONFIGURATION REQUIREMENTS | 38 |
| 5.1. Aircraft-Installed AFE Procedures. | 38 |
| 5.2. Aircraft Configuration. | 38 |
| Table 5.1. Aircrew Flight Equipment Life Sustaining Items | 39 |
| Attachment 1— GLOSSARY OF REFERENCES AND SUPPORTING INFORMATION | 40 |
| Attachment 2— C-17 CONFIGURATION PLANNING SHEET | 43 |

Chapter 1

GUIDANCE

1.1. General . This manual establishes basic cargo compartment configurations, standard equipment, and location of such equipment aboard the C-17A aircraft. Personnel using this manual should be aware of the infinite number of available variations. The cargo compartment limitations listed here are the most typical for day-to-day operations. For operational planning purposes, each configuration is annotated with minimum time and number of personnel to configure the aircraft. The times quoted are approximate and are configuration times only; times do not include time needed to de-configure. For example, to de-configure from a P-1 configuration (full side seats and center seats) and configure for C-2 (clean floor) requires significantly more than 20 minutes, which is the time allocated to configure a C-2 configuration. All C-17A aircraft are normally configured with standard quantities of Aircraft Flight Equipment in accordance with this manual. TO 1C-17A-5-2, *Loading Data, USAF Series, C-17A Aircraft*, Job guide TO 1C-17A-2-10JG-70-1, *Ground Handling Mission Reconfiguration – Cargo Compartment*, and this manual will be used by maintenance personnel to configure the aircraft.

1.2. Responsibilities . Mobility units performing services on the C-17 aircraft (e.g. aircraft maintenance unit, terminal services, support equipment branch, and Aircrew Flight Equipment) are responsible for configurations and inventory of the aircraft with the equipment listed in this manual, TO 1C-17A-5-2, Job guide TO 1C-17A-2-10JG-70-1, or as outlined in the mission directives. **(T-3)** This includes the installation/removal/stowage of the equipment IAW the configurations and equipment tables outlined here. Personnel engaged in planning operations must consider the most appropriate configurations to satisfy mission requirements and minimize variations.

1.3. Standard Cargo Compartment Configuration Codes . Use the standard configuration letter codes in [Table 1.1](#) when referring to C-17A cargo compartment configurations. Follow the letter code by the number, which identifies the configuration capability tables outlined here. Indicate each configuration code in the mission directive.

Table 1.1. Standard Cargo Compartment Configuration Letter Codes.

| Letter Code | Definition |
|-------------|---|
| AE | Aeromedical Evacuation |
| AEC | Aeromedical Evacuation and Cargo |
| C | Cargo |
| CP | Cargo and Passengers |
| P | Passengers |
| SP | Seat Pallet (Cargo and Passengers) |
| ADP | Airdrop Personnel |
| ADC | Airdrop Cargo |
| CDS | Container Delivery System |
| DV | Distinguished Visitor (VIP Support Flights) |
| SD | Static Display |
| SLC | Senior Leader In-transit Conference Capsule |

1.4. Deviations . The configurations established by this manual may require deviations for a specific mission. Each deviation will be carefully evaluated prior to mission operation to ensure flight safety and compatibility with aircraft equipment. Each mission directive will identify the cargo compartment configuration by code and the deviation, if necessary, to satisfy the mission requirement. For example, an aeromedical evacuation mission may require more litters than available in configuration AE-1. Consult the appropriate configuration charts to determine at what location the desired additional litters can be installed. Indicate in the mission directive by position the litter tier provisions to be installed (i.e., configuration AE-1, install litter tier provisions J and L). In any case of deviation, consideration must be given to corresponding changes in required equipment, including weight and balance revisions. Aircraft supporting JCS OPORD-007 will be configured In Accordance With (IAW) OPORD-007. Any deviations to OPORD-007 aircraft will be coordinated through HQ AMC/XOOS.

1.5. Weight and Balance . Configurations, equipment, and necessary supply changes to conduct airlift missions affect the weight and balance of the aircraft. To standardize equipment and the location of the equipment, include items shown in **Table 2.1** in the basic weight of the aircraft. Add equipment listed in **Table 2.2** as necessary, and enter in references 5, 6, or 7 of DD Form 365-4, **Weight and Balance Clearance Form F**. For simplicity, the loadmaster will enter the weight and moment data contained in the required equipment table for the applicable configuration. Adjustments will be made when the actual on board weight of these items (due to deviations) vary from the data shown. When aircraft equipment is moved from its stowage location, aircraft moment changes are not required on the DD Form 365-4. Electronic computer data sheets may be used in lieu of the DD Form 365-4 provided these sheets contain the same data listed on DD Form 365-4.

1.6. Programmed Depot Maintenance . When aircraft are scheduled for Programmed Depot Maintenance (PDM), home stations will remove all cargo tiedown and fleet (Igloos, Coffee Pots and Pillows/Blankets) equipment. Bottled water may be included with the aircrew meal order.

1.7. Revisions. See AFMAN 11-2C-17V3, **Chapter 1** for AF Form 847, *Recommendation for Change of Publication*, and instructions.

Chapter 2

CONSOLIDATED EQUIPMENT TABLE

2.1. Scope . Aircraft basic weight includes equipment listed in **Table 2.1**. Items listed in **Table 2.2** are added as necessary to attain a specific configuration and/or comply with mission directives.

Table 2.1. Aircraft Equipment.

| Item | Equipment | Quantity | Location |
|------|--|----------|---|
| 1 | Aerial Delivery System (ADS) rail bridge | 1 | FS 1035 left side |
| 2 | Aeromed station | 3 kits | FS 554 left and right 620 right side |
| 3 | Aircraft ground wires | 2 | FS 758 outside right wheel pod |
| 4 | CDS Buffer Stop Assembly (BSA) | 1 | FS 1421 left and right |
| 5 | CDS cargo sling assembly | 2 | Cargo Door |
| 6 | CDS gate release cable | 6 | (4) FS 1395 thru 1446 left/(2) cargo door |
| 7 | CDS wishbone assembly | 2 | Cargo Door |
| 8 | Centerline Seat Kit | 8 sets | FS 1540 thru 1630 |
| 9 | Chain/MB-1 CGU-4/E 10,000 lbs. | 46 | FS450 thru 1231 left and right |
| 10 | Chain/MB-2 CGU-3/E 25,000 lbs. | 46 | FS 450 thru 1231 left and right |
| 11 | Comm ext cord set 50 & 100 ft | 2 | Loadmaster drawer |
| 12 | Crash axes | 2 | FS 260 right 530 right side |
| 13 | Core TR torque limiter | 1 | FS 1588 cargo door |
| 14 | Device MB-1/CGU4/E 10,000 lbs. | 46 | FS 413 thru 1184 left and right |
| 15 | Device MB-2/CGU3/E 25,000 lbs. | 46 | FS 438 thru 833 left and right |
| 16 | Elev/Retrac ADS rail tool | 2 | Loadmaster drawer |
| 17 | Engine Anti-Rotate wedge | 4 | FS 1588 cargo door |
| 18 | Engine core exhaust cover | 4 | FS 1588 cargo door |
| 19 | Engine fan brake | 1 | FS 1588 cargo door |
| 20 | Engine fan exhaust cover | 4 | FS 1588 cargo door |
| 21 | Engine inlet covers | 4 | Cargo Door |
| 22 | Enhanced center vertical restraint kit | 1 | FS 738 Rt Fwd Gear Pod |
| 23 | Extinguishers, fire | 9 | FS 227 thru 1060 left and right |
| 24 | Fan TR duct hand pump | 1 | FS 1588 cargo door |
| 25 | Fan TR torque limiter | 1 | FS 1588 cargo door |
| 26 | Fan TR valve lockout pin | 4 | FS 1588 cargo door |
| 27 | First aid kit | 6 | FS 260 thru 760 left and right |
| 28 | Foam mattress | 2 | Crew rest area |

| | | | |
|----|-----------------------------------|----|--|
| 29 | Gate release mechanism assy | 6 | (4) FS 1476 left and right / (2) cargo door |
| 30 | Heads Up Display (HUD) dust cover | 2 | FS 175 left and right |
| 31 | Misc. rel pin | 2 | Loadmaster drawer |
| 32 | Maint. hatch warning streamer | 2 | FS 320 under deck |
| 33 | Maintenance ladder | 1 | FS 620 left side |
| 34 | Maintenance safety lanyard | 1 | Loadmaster drawer/Cargo Door |
| 35 | Landing gear pin | 6 | FS 380 right side |
| 36 | Oxygen bottles, walk-around | 10 | FS 200 thru 945 left and right side |
| 37 | Oxygen masks, Smoke goggle | 15 | IAW TO 1C-17A-1 |
| 38 | Paratroop anchor cable | 4 | FS 1265 left and right side |
| 39 | Paratroop retrieval system | 2 | FS 1200 left FS 1175 right |
| 40 | Pitot cover install tool | 1 | Loadmaster drawer |
| 41 | Pitot tube cover | 4 | Loadmaster drawer |
| 42 | Rel Pins, maintenance lanyard | 2 | Loadmaster drawer |
| 43 | Ramp ADS link plug | 2 | FS 1370 left and right side |
| 44 | Ramp edge cover | 1 | FS 1442 cargo door |
| 45 | Ramp latch drive wrench | 1 | FS 1205 left side behind panel |
| 46 | Ramp Toe Guide Rail | 2 | FS 1731 |
| 47 | Ramp Toe Roller Conveyor | 16 | FS 1540 Cargo Door |
| 48 | Remote winch control | 1 | FS 240 left side |
| 49 | Restraint harness PCU-17/P | 2 | Loadmaster drawer |
| 50 | Retriever yoke assembly | 2 | FS 1190 right and 1240 left side |
| 51 | Snatch block assembly | 4 | FS 375 right side |
| 52 | Tiedown ring receptacle cover | 4 | Loadmaster drawer |
| 53 | Tiedown strap 5,000 lbs. | 50 | FS 400 thru 1203 left and right |
| 54 | Tow plate mechanism cover | 1 | FS 1185 center line |
| 55 | TR core bolts and fan nut set | 1 | FS 1588 cargo door |
| 56 | Vent extension tube adapter | 5 | Adjacent to each vent |
| 57 | Van Zelm device | 12 | FS 1433 left and right side |
| 58 | Water fill hoses/funnel assembly | 1 | FS 210 right side |
| 59 | Wheel chock | 4 | FS 738 right wheel pod (DP> Survival Locker) |

Table 2.2. Standard Equipment.

| Item | Equipment | Quantity | Location |
|------|----------------|----------|----------|
| 1 | Aircraft Armor | 1 | FS 217 |

| | | | |
|----|--|----------------------|---|
| 2 | Aircrew Body Armor (Level IIIA) | 5 | FS 280 |
| 3 | Crew comfort items: Blankets/Pillows Water container, (5 gal) Std 2 gal liquid container Hot cup | 6 1-3 1-2 1 | FS 280 Crew rest area FS 360 left side Crew galley FS 270 right side Crew galley FS 270 right side |
| 4 | Emergency Passenger oxygen System (EPOS) | 102 | Distributed one each in sidewall seat, remainder stored in survival locker/cargo door when not in use. The additional 86 will be delivered with the seat pallets. |
| 5 | Flares/Flare Can | 6 | FS 400/Cargo Door |
| 6 | Flare Hazard Placard | 4 | FS 400 |
| 7 | LPU-6/P (infant cot) | 3 | Survival Equipment Locker. LPU-6/P infant survival cots will accommodate infants up to 18 months/30 pounds. |
| 8 | Life preservers crew LPU-10/P | 2 | Located in Survival Equipment locker for use in conjunction with personnel parachute when required. |
| 9 | Life preservers Adult/Child (A/C) | 110 | Distributed one each in sidewall seat, remainder stored in survival locker/cargo door when not in use. The additional 78 will be delivered with the seat pallets. |
| 10 | Passenger blankets/pillows | As required | Distributed |
| 11 | Passenger demo kit | 1 | FS 400 |
| 12 | Passenger information card | 1 Set (102) | Distributed |
| 13 | Human Waste Clean-up Kit | 1 | FS 280 |
| 14 | Parachutes, BA-22 | 2 | Survival Equipment locker. |
| 15 | Protective Breathing Equipment (PBE) | 6 | 2 at crew rest area, 1 at Fwd. LM station, 1 at FS 395 left, 2 at FS 960 (1 left/1 right) |
| 16 | Protective clothing kit | 1 | Survival Equipment locker. |

| | | | |
|----|---------------------------------|----------------|--|
| 17 | Anti-Exposure Suit, CWU-16/P | As required | Operations planners, schedulers, or crew will request Anti-Exposure Suits for primary aircrew members on any missions planned to operate above 78 degrees North or below 60 degrees South latitude. If required, suits will be pre-positioned in the AFE locker. |
| 18 | Survival Vest | 5 | Survival Equipment locker. |

Chapter 3

STANDARD EQUIPMENT WEIGHT AND BALANCE DATA AND FLOOR PLANS

3.1. Scope. This chapter contains basic cargo compartment configurations in tabular and floor plan format, including weight, location, and moment data for associated standard equipment.

3.2. General . Although deviations to the basic configurations are authorized to meet special requirements, consider the following factors when planning such changes:

3.2.1. Drawings in this chapter are not to scale with respect to actual aircraft and equipment location.

3.2.2. The Air Transportable Galley Lavatory (ATGL) may be transported as cargo in either aircraft rail system. When transported as cargo, power shall not be applied to the unit. When loaded on the aircraft for operational use, the ATGL shall be loaded into the Aerial Delivery System (ADS) pallet position one. ATGLs loaded on the aircraft ramp will be drained of all fluids.

3.2.3. When an ATGL is onboard, eight palletized seat assemblies may be installed. In this configuration, the pallet immediately aft of the ATGL shall have the first row of seats removed from the pallet assembly. When an ATGL is not onboard, nine sets of palletized seats may be installed.

3.2.4. Equipment for ATGLs will be determined by local base operating policy. Each lavatory should contain at a minimum of one roll of toilet paper, 1 pack of paper towels, and soap.

3.2.5. When carrying more than 40 passengers in any configuration, maximum seating capacity must be reduced by one to accommodate the requirement for an additional C-17 qualified crewmember in the cargo compartment for takeoff and landing. This restriction does not apply to personnel airdrop missions with no planned airland mission legs.

3.2.6. When the payload consists of palletized netted cargo or cargo that is secured with straps, a 30-inch space will be maintained between the cargo and the nearest forward occupied seat, litter, or nuclear cargo. **(T-3)** When the cargo (palletized or non-palletized) is secured with chains, or when a plywood barrier and chain bridle(s) are installed to attain all forward restraint on netted cargo, the 30-inch spacing is not required. **EXCEPTION:** For patient access, the 30-inch spacing is always required when carrying litter patients regardless of type tiedown used. Passengers will not be seated alongside pallets loaded in the Logistics Rail System, regardless of pallet construction. **(T-3)**

3.2.7. Palletized seats are not intended for prolonged over water flights. Palletized seats will only be occupied when loaded facing forward in the aircraft. **(T-3)** When loaded as cargo (not occupied), palletized seats may be loaded in any orientation in either the ADS or logistics rails.

3.2.8. EPOS is the primary emergency oxygen source for palletized seats. When used as the primary source of oxygen, do not plan flights above FL 410. **(T-3)**

3.3. Standard Equipment. Equipment in **Table 3.1** will be used to complete the DD Form 365-4. Items will be placed on the aircraft as required to meet mission requirements. Items

added to or subtracted from the basic configurations will be adjusted on the DD Form 365-4. Planning agencies will ensure specific items needed, above quantities in the basic configuration, are annotated on the mission directive. For example, three 5-gallon water containers are provided for a P-1 configuration. If two additional 5-gallon water containers are required; annotate the mission description as; "P-1Mod: add two 5-gallon water containers."

3.4. Legend of Configurations. See **Figures 3.1 – Figure 3.19** for details of each configuration.

3.4.1. AE-1 -- Provides for 9 litter spaces and 54 seats. A minimum of 10 seats is required for aeromedical evacuation crewmembers. Two HCU-6/E pallet positions are available in the cargo ramp ADS rails.

3.4.2. AE-2 -- Provides for an ATGL, 36 litter spaces, and 54 seats. A minimum of 10 seats are required for aeromedical evacuation crewmembers. Two HCU-6/E pallet positions on the cargo ramp are available in the ADS rails.

3.4.3. AE-3 -- Provides for 9 litter spaces and 90 seats. A minimum of 10 seats are required for aeromedical evacuation crewmembers. Two HCU-6/E pallet positions on the cargo ramp are available in the ADS rails.

3.4.4. AEC-1 – Provides for an ATGL, 6 litter spaces and 49 seats. A minimum of 10 seats are required for aeromedical evacuation crewmembers. Eight HCU-6/E pallet positions are available in the ADS rails. Pallets will not be loaded forward of pallet position four of the ADS rail system.

3.4.5. C-1 -- Provides for 11 HCU-6/E pallets in the ADS rail system and 54 seats.

3.4.6. C-2 -- Provides for a clear cargo floor for loading of general cargo and/or rolling stock loads and 54 seats.

3.4.7. C-3 -- Provides for 18 HCU-6/E pallets in the logistic rail system. No seats are available in this configuration.

3.4.8. P-1 -- Provides for an ATGL, 102 seats and 4 HCU-6/E pallets on the cargo ramp.

3.4.9. SP-X -- Provides up to 189 seats on 9 pallets and 4 HCU-6/E pallets on the cargo ramp. See **Table 3.2**.

3.4.10. CP-X -- Provides for a mixed configuration of seats and ADS system/ Logistics system HCU-6 pallets. Number of seats and HCU-6/E pallets varies by configuration. See **Table 3.3**.

3.4.11. ADP-1 -- Provides for 54 seats for paratroopers, a clear cargo floor for loading 9 HCU-6/E pallets or rolling stock loads, and 4 HCU-6/E pallet positions on the cargo ramp.

3.4.12. ADP-2 -- Provides for 102 seats for paratroopers and 4 HCU-6/E pallet positions on the cargo ramp.

3.4.13. ADP-3 -- Provides for an ATGL, 102 seats for paratroopers, and 4 HCU-6/E pallet positions on the cargo ramp.

3.4.14. ADC-1 -- Provides for airdrop of up to 64 feet of airdrop of platform loads and 54 seats for paratroopers.

3.4.15. ADC-2 -- Provides for airdrop of up to (8) 18 foot dual row airdrop platforms, (12) 8 foot dual row platforms, or 12 HCU-6/E pallets in the logistics rails.

3.4.16. CDS-1 - Provides for airdrop of up to 40 A-22 containers in a double stick or up to 20 A-22 containers in a single stick, and 54 seats for paratroopers.

3.4.17. DV-1 -- Provides for an ATGL, 129 seats and 4 HCU-6/E pallets on the cargo ramp.

3.4.18. SD-1 -- Used for static display.

3.4.19. SLC-1 -- Used for the Senior Leader In-transit Conference Capsule, communications module (Viper, Steel Eagle, etc.), and the Senior Leader In-transit Pallet.

3.5. Troop Life Preserver. In the event of a planned airdrop of personnel near or over large bodies of water, the unit being airdropped will furnish required life preservers. However, the life preservers (A/C), as indicated in the applicable configurations, will be provided as required to fulfill the emergency ditching operations requirements.

3.6. Passenger/Troop Drinking Water . Each basic configuration provides for an adequate amount of drinking water. For example, on cargo configurations, three 5-gallon water containers are provided. An ATGL, containing sufficient drinking water, may be provided for all passenger configurations. Additional water containers may be added, as required.

3.7. Parachute Requirements. Parachutes will be positioned in the survival locker.

3.7.1. Parachutes will be used during emergencies IAW TO 1C-17A-1 Section III procedures.

3.7.2. Airdrop missions require one parachute for each loadmaster. Depending on the type of drop being performed, a safety harness may be substituted if it can be adjusted to allow enough mobility to perform all required duties. This option will be at the discretion of the loadmaster.

3.7.3. If deemed necessary for hazardous acceptance/functional check flights, or when directed by the OPORD or mission directive, one parachute will be available for each crewmember.


Table 3.1. Standard Equipment (See Notes).

| Reference 5 Stewards Equipment | Weight | Flt Stn | Moment |
|--------------------------------|--------|----------|----------|
| Water Container (5 Gallon) | 40 | 358 | 1.43 |
| Std 2 gal liquid container | 25 | 260 | 0.65 |
| Hot Cup | 3 | 260 | 0.08 |
| Human Waste Clean-up kit | 5 | 280 | 0.14 |
| Blanket Large | 3.5 | 280 | 0.10 |
| Pillow Large w/Case | 2 | 280 | 0.06 |
| Blanket Small | 1 | Variable | Variable |
| Pillow Small w/Case | 0.5 | Variable | Variable |
| Expendable Supplies | 10 | 260 | 0.26 |
| Passenger Demo Kit | 3 | 380 | 0.11 |
| Pax info cards (102) | 3 | 280 | 0.08 |
| ATGL (Serviced) | 3620 | 401 | 145.2 |

| Reference 6 Emergency Equipment | Weight | Flt Stn | Moment |
|---|---------------|----------------|---------------|
| LPU-6P Infant Cot | 4 | 280 | 0.11 |
| A/C Life Preserver | 1.5 | Variable | Variable |
| Protective clothing kit | 36 | 280 | 1.01 |
| BA-22 Parachute | 28 | 280 | 0.78 |
| LPU-10P | 4 | 280 | 0.11 |
| EPOS | 2 | Variable | Variable |
| PBE | 5 | 280 | 0.14 |
| Survival Vest | 11.5 | 280 | 0.32 |
| Aircrew Body Armor (Level IIIA) | 8.5 | 280 | 0.24 |
| Reference 7 Extra Equipment | Weight | Flt Stn | Moment |
| 60 Hz Backup Converter | 43 | 252 | 1.08 |
| Additional Aeromedical Stations | 66 | Variable | Variable |
| Seat Pallets DV (5 Seats/Pallet) | 591 | Variable | Variable |
| Seat Pallets DV (10 Seats/pallet) | 767 | Variable | Variable |
| Seat Pallets Mass (15 Seats/pallet) | 943 | Variable | Variable |
| Flares/Flare Cans (Note 1) | 255 | 744 | 19.0 |
| Flare Hazard Placards (Note 1) | 20 | 400 | 0.8 |
| Aircraft Armor (Note 1) | 1125 | 217 | 24.41 |
| SLIP (unoccupied) | 1350 | Variable | Variable |
| Senior Leaders In-transit Conference Capsule (SLICC) Berthing Capsule | 3790 | 580 | 219.8 |
| SLICC Conference Capsule (unoccupied) | 4660 | 685 | 319.2 |
| NOTES: 1. Required for contingency missions or when required by the Threat Working Group | | | |

Figure 3.1. AE-1 Configuration.

| | Quantity | Weight | Station | Moment |
|---|----------|-------------|------------|-------------|
| Reference 5, DD Form 365-4 (Steward's Equipment) | | | | |
| Water container (5 Gallon) | 3 | 120 | 358 | 4.3 |
| Std 2 gal liquid containers | 1 | 25 | 260 | .7 |
| Hot cup | 1 | 3 | 260 | .1 |
| Human Waste Clean-up kit | 1 | 5 | 280 | .1 |
| Blankets, large | 6 | 21 | 280 | .6 |
| Pillows, large w/case | 6 | 12 | 280 | .3 |
| Blankets, small | 54 | 54 | dist (744) | 4.0 |
| Pillows, small w/case | 54 | 27 | dist (744) | 2.0 |
| Expendable supplies | | 10 | 260 | .3 |
| TOTAL | | 277 | | 12.4 |
| Reference 6, DD Form 365-4 (Emergency Equipment) | | | | |
| LPU-10/P life preserver | 2 | 8 | 280 | .2 |
| LPU-6/P life preservers (infant cot) | 3 | 12 | 280 | .3 |
| A/C life preservers | 110 | 165 | dist (744) | 12.3 |
| Protective Clothing Kit (PCK) | 1 | 36 | 280 | 1.0 |
| Emergency Passenger Oxygen System (EPOS) | 102 | 204 | dist (744) | 15.2 |
| Protective Breathing Equipment (PBE) | 6 | 30 | dist (744) | 2.2 |
| Parachute | 2 | 56 | 280 | 1.6 |
| Aircrew Body Armor (Level IIIA) | 5 | 43 | 280 | 1.2 |
| Survival Vest | 5 | 58 | 280 | 1.6 |
| TOTAL | | 612 | | 35.6 |
| Reference 7, DD Form 365-4 (Extra Equipment) | | | | |
| Maintenance Technical Order File | 1 | 30 | 305 | .9 |
| Aircraft Armor | 1 | 1125 | 217 | 24.4 |
| Flares/Flare Cans | 6 | 255 | dist (744) | 19.0 |
| Flare Hazard Placards | 4 | 20 | 400 | .8 |
| TOTAL | | 1430 | | 45.1 |

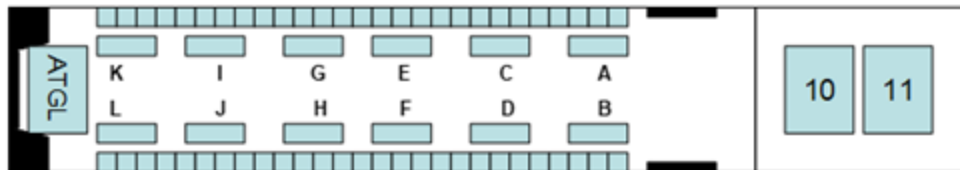


NOTES:

1. This AE configuration provides 9 litter spaces and a total of 54 seats. Litter stations will be placed at X=+/- 62. The number of seats offered for ambulatory patients is based on the number of aeromedical evacuation crew members (AECM) and Critical Care Air Transport Team (CCATT) members. The final litter configuration and AECM/CCATT seating will be determined by the Medical Crew Director (MCD).
2. Seats are numbered (front to rear) for identification and are referred to as seat one left or seat one right, etc. Litter tiers are identified alphabetically starting right to left from the rear to front.
3. ADS rails, logistic rails, and roller conveyors stowed except for ADS PP 10 and 11. Ramp cargo is restricted to two pallets loaded in the ADS rails or centerline floor loaded items, which will allow ample room for evacuation from left and right side.
4. For cargo loading, inboard ramp toes installed in low position with rollers and guide rails installed. For passenger/patient loading, outboard ramp toes installed in the high position with rollers removed and stowed. Outboard ramp toes stowed on the cargo door for taxi/flight.
5. The 60 Hz backup converter may be installed.
6. Additional aircraft equipment may be obtained from other aircraft. Coordinate equipment movements between aircraft with controlling agency (TACC, AMD, etc.) Annotate changes in the gaining and losing aircraft's AFTO Forms 781-A, *Maintenance Discrepancy and Work Document*.
7. Time to configure with two people is 25 minutes.

Figure 3.2. AE-2 Configuration.

| | Quantity | Weight | Station | Moment |
|---|----------|-------------|------------|--------------|
| Reference 5, DD Form 365-4 (Steward's Equipment) | | | | |
| Water container (5 Gallon) | 3 | 120 | 358 | 4.3 |
| Std 2 gal liquid containers | 1 | 25 | 260 | .7 |
| Hot cup | 1 | 3 | 260 | .1 |
| Human Waste Clean-up kit | 1 | 5 | 280 | .1 |
| Blankets, large | 6 | 21 | 280 | .6 |
| Pillows, large w/case | 6 | 12 | 280 | .3 |
| Blankets, small | 54 | 54 | dist (744) | 4.0 |
| Pillows, small w/case | 54 | 27 | dist (744) | 2.0 |
| Expendable supplies | | 10 | 260 | .3 |
| ATGL (Serviced) | 1 | 3620 | 401 | 145.1 |
| TOTAL | | 3897 | | 157.5 |
| Reference 6, DD Form 365-4 (Emergency Equipment) | | | | |
| LPU-10/P life preserver | 2 | 8 | 280 | .2 |
| LPU-6/P life preservers (infant cot) | 3 | 12 | 280 | .3 |
| A/C life preservers | 110 | 165 | dist (744) | 12.3 |
| Protective Clothing Kit (PCK) | 1 | 36 | 280 | 1.0 |
| Emergency Passenger Oxygen System (EPOS) | 102 | 204 | dist (744) | 15.2 |
| Protective Breathing Equipment (PBE) | 6 | 30 | dist (744) | 2.2 |
| Parachute | 2 | 56 | 280 | 1.6 |
| Aircrew Body Armor (Level IIIA) | 5 | 43 | 280 | 1.2 |
| Survival Vest | 5 | 58 | 280 | 1.6 |
| TOTAL | | 612 | | 35.6 |
| Reference 7, DD Form 365-4 (Extra Equipment) | | | | |
| Maintenance Technical Order File | 1 | 30 | 305 | .9 |
| Aircraft Armor | 1 | 1125 | 217 | 24.4 |
| Flares/Flare Cans | 6 | 255 | dist (744) | 19.0 |
| Flare Hazard Placards | 4 | 20 | 400 | .8 |
| TOTAL | | 1430 | | 45.1 |

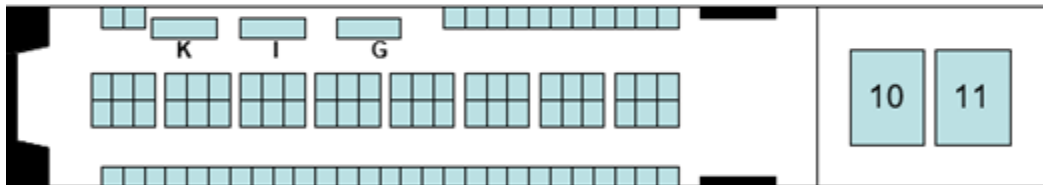


NOTES:

1. This AE configuration provides 36 litter spaces and a total of 54 seats. Litter stations will be placed at X=+/- 62. The number of seats offered for ambulatory patients is based on the number of AECM and CCATT members. The final litter configuration and AECM/CCATT seating will be determined by the MCD.
2. Aft litter stations for CCATT patients may be placed at X=+/-88 and centerline seats will be installed adjacent to CCATT stations.
3. Seats are numbered (front to rear) for identification and are referred to as seat one left or seat one right. Litter tiers are identified alphabetically starting right to left from the rear to front.
4. ADS rails, logistic rails, and roller conveyors stowed except for the ATGL position, ADS PP 10 and 11. Ramp cargo is restricted to two pallets loaded in the ADS rails or centerline floor loaded items, which will allow ample room for loading and evacuation from left and right side.
5. For cargo loading, inboard ramp toes installed in low position with rollers and guide rails installed. For patient/passenger loading, outboard ramp toes installed in the high position with rollers removed and stowed. Outboard ramp toes stowed on the cargo door for taxi/flight.
6. The 60 Hz backup converter may be installed.
7. Additional aircraft equipment may be obtained from other aircraft. Coordinate equipment movements between aircraft with controlling agency (TACC, AMD, etc.) Annotate changes in the gaining and losing aircraft's AFTO Forms 781-A.
8. Time to configure with two people is one hour and 25 minutes.

Figure 3.3. AE-3 Configuration.

| | Quantity | Weight | Station | Moment |
|---|----------|-------------|------------|-------------|
| Reference 5, DD Form 365-4 (Steward's Equipment) | | | | |
| Water container (5 Gallon) | 3 | 120 | 358 | 4.3 |
| Std 2 gal liquid containers | 1 | 25 | 260 | .7 |
| Hot cup | 1 | 3 | 260 | .1 |
| Kit, passenger service | 1 | 10 | 280 | .3 |
| Blankets, large | 6 | 21 | 280 | .6 |
| Pillows, large w/case | 6 | 12 | 280 | .3 |
| Blankets, small | 54 | 54 | dist (744) | 4.0 |
| Pillows, small w/case | 54 | 27 | dist (744) | 2.0 |
| Expendable supplies | | 10 | 260 | .3 |
| TOTAL | | 282 | | 12.6 |
| Reference 6, DD Form 365-4 (Emergency Equipment) | | | | |
| LPU-10/P life preserver | 2 | 8 | 280 | .2 |
| LPU-6/P life preservers (infant cot) | 3 | 12 | 280 | .3 |
| A/C life preservers | 110 | 165 | dist (744) | 12.3 |
| Protective Clothing Kit (PCK) | 1 | 36 | 280 | 1.0 |
| Emergency Passenger Oxygen System (EPOS) | 102 | 204 | dist (744) | 15.2 |
| Protective Breathing Equipment (PBE) | 6 | 30 | dist (744) | 2.2 |
| Parachute | 2 | 56 | 280 | 1.6 |
| Aircrew Body Armor (Level IIIA) | 5 | 43 | 280 | 1.2 |
| Survival Vest | 5 | 58 | 280 | 1.6 |
| TOTAL | | 612 | | 35.6 |
| Reference 7, DD Form 365-4 (Extra Equipment) | | | | |
| Maintenance Technical Order File | 1 | 30 | 305 | .9 |
| Aircraft Armor | 1 | 1125 | 217 | 24.4 |
| Flares/Flare Cans | 6 | 255 | dist (744) | 19.0 |
| Flare Hazard Placards | 4 | 20 | 400 | .8 |
| TOTAL | | 1430 | | 45.1 |

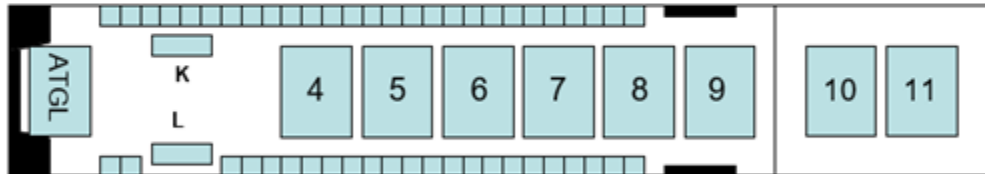


NOTES:

1. This AE configuration provides 9 litter spaces and a total of 90 seats. Litter stations will be placed at X=+/- 88. The number of seats offered for ambulatory patients is based on the number of AECM and CCATT members. The final litter configuration and AECM/CCATT seating will be determined by the MCD.
2. Seats are numbered (front to rear) for identification and are referred to as side seat one left/right or center seat one left/right. Centerline seats installed starting at FS 404 or FS 476. Litter tiers are identified alphabetically starting right to left from the rear to front.
3. ADS rails, logistic rails, and roller conveyors stowed except for the ATGL position, ADS PP 10 and 11. Ramp cargo is restricted to two pallets loaded in the ADS rails or centerline floor loaded items, which will allow ample room for loading and evacuation from left and right side.
4. For cargo loading, inboard ramp toes installed in low position with rollers and guide rails installed. For patient/passenger loading, outboard ramp toes installed in the high position with rollers removed and stowed. Outboard ramp toes stowed on the cargo door for taxi/flight.
5. The 60 Hz backup converter may be installed.
6. Additional aircraft equipment may be obtained from other aircraft. Coordinate equipment movements between aircraft with controlling agency (TACC, AMD, etc.) Annotate changes in the gaining and losing aircraft's AFTO Forms 781-A.
7. Time to configure with two people is 1 hour and 30 minutes.

Figure 3.4. AEC-1 Configuration.

| | Quantity | Weight | Station | Moment |
|---|----------|-------------|------------|--------------|
| Reference 5, DD Form 365-4 (Steward's Equipment) | | | | |
| Water container (5 Gallon) | 3 | 120 | 358 | 4.3 |
| Std 2 gal liquid containers | 1 | 25 | 260 | .7 |
| Hot cup | 1 | 3 | 260 | .1 |
| Human Waste Clean-up kit | 1 | 5 | 280 | .1 |
| Blankets, large | 6 | 21 | 280 | .6 |
| Pillows, large w/case | 6 | 12 | 280 | .3 |
| Blankets, small | 54 | 54 | dist (744) | 4.0 |
| Pillows, small w/case | 54 | 27 | dist (744) | 2.0 |
| Expendable supplies | | 10 | 260 | .3 |
| ATGL (Serviced) | 1 | 3620 | 401 | 145.1 |
| TOTAL | | 3897 | | 157.5 |
| Reference 6, DD Form 365-4 (Emergency Equipment) | | | | |
| LPU-10/P life preserver | 2 | 8 | 280 | .2 |
| LPU-6/P life preservers (infant cot) | 3 | 12 | 280 | .3 |
| A/C life preservers | 110 | 165 | dist (744) | 12.3 |
| Protective Clothing Kit (PCK) | 1 | 36 | 280 | 1.0 |
| Emergency Passenger Oxygen System (EPOS) | 102 | 204 | dist (744) | 15.2 |
| Protective Breathing Equipment (PBE) | 6 | 30 | dist (744) | 2.2 |
| Parachute | 2 | 56 | 280 | 1.6 |
| Aircrew Body Armor (Level IIIA) | 5 | 43 | 280 | 1.2 |
| Survival Vest | 5 | 58 | 280 | 1.6 |
| TOTAL | | 612 | | 35.6 |
| Reference 7, DD Form 365-4 (Extra Equipment) | | | | |
| Maintenance Technical Order File | 1 | 30 | 305 | .9 |
| Aircraft Armor | 1 | 1125 | 217 | 24.4 |
| Flares/Flare Cans | 6 | 255 | dist (744) | 19.0 |
| Flare Hazard Placards | 4 | 20 | 400 | .8 |
| TOTAL | | 1430 | | 45.1 |

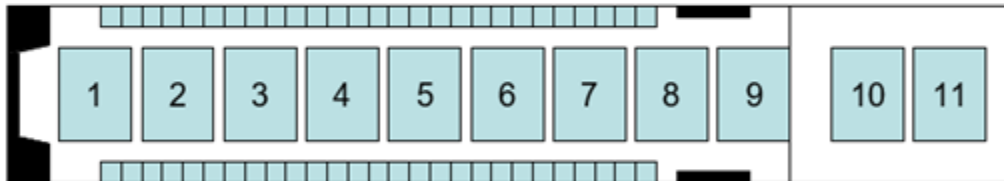


NOTES:

1. This AE configuration provides 6 litter spaces and a total of 49 seats. Litter station K will be placed at X=+/- 62 and litter station L will be placed at X=+/- 88. The number of seats offered for ambulatory patients is based on the number of AECM and CCATT members. The final litter configuration and AECM/CCATT seating will be determined by the MCD.
2. Seats are numbered (front to rear) for identification and are referred to as seat one left or seat one right. Litter tiers are identified alphabetically starting right to left from the rear to front.
3. ADS rails and roller conveyors raised. Ramp cargo is restricted to two pallets loaded in the ADS rails or centerline floor loaded items, which will allow ample room for evacuation from left and right side.
4. For cargo loading, inboard ramp toes installed in low position with rollers and guide rails installed. For patient/passenger loading, outboard ramp toes installed in the high position with rollers removed and stowed. Outboard ramp toes stowed on the cargo door for taxi/flight.
5. Pallets will not be loaded forward of ADS pallet position 4.
6. The 60 Hz backup converter may be installed.
7. Additional aircraft equipment may be obtained from other aircraft. Coordinate equipment movements between aircraft with controlling agency (TACC, AMD, etc.) Annotate changes in the gaining and losing aircraft's AFTO Forms 781-A.
8. Time to configure with two people is 40 minutes.

Figure 3.5. C-1 Configuration.

| | Quantity | Weight | Station | Moment |
|---|----------|--------|------------|--------|
| Reference 5, DD Form 365-4 (Steward's Equipment) | | | | |
| Water container (5 Gallon) | 3 | 120 | 358 | 4.3 |
| Std 2 gal liquid containers | 1 | 25 | 260 | .7 |
| Hot cup | 1 | 3 | 260 | .1 |
| Human Waste Clean-up kit | 1 | 5 | 280 | .1 |
| Blankets, large | 6 | 21 | 280 | .6 |
| Pillows, large w/case | 6 | 12 | 280 | .3 |
| Blankets, small | 54 | 54 | dist (744) | 4.0 |
| Pillows, small w/case | 54 | 27 | dist (744) | 2.0 |
| Expendable supplies | | 10 | 260 | .3 |
| TOTAL | | 277 | | 12.4 |
| Reference 6, DD Form 365-4 (Emergency Equipment) | | | | |
| LPU-10/P life preserver | 2 | 8 | 280 | .2 |
| LPU-6/P life preservers (infant cot) | 3 | 12 | 280 | .3 |
| A/C life preservers | 110 | 165 | dist (744) | 12.3 |
| Protective Clothing Kit (PCK) | 1 | 36 | 280 | 1.0 |
| Emergency Passenger Oxygen System (EPOS) | 102 | 204 | dist (744) | 15.2 |
| Protective Breathing Equipment (PBE) | 6 | 30 | dist (744) | 2.2 |
| Parachute | 2 | 56 | 280 | 1.6 |
| Aircrew Body Armor (Level IIIA) | 5 | 43 | 280 | 1.2 |
| Survival Vest | 5 | 58 | 280 | 1.6 |
| TOTAL | | 612 | | 35.6 |
| Reference 7, DD Form 365-4 (Extra Equipment) | | | | |
| Maintenance Technical Order File | 1 | 30 | 305 | .9 |
| Aircraft Armor | 1 | 1125 | 217 | 24.4 |
| Flares/Flare Cans | 6 | 255 | dist (744) | 19.0 |
| Flare Hazard Placards | 4 | 20 | 400 | .8 |
| TOTAL | | 1430 | | 45.1 |



NOTES:

- 54 seats available, 53 offered. Large crew complements may further reduce the number of seats offered.
- Maximum of 11 HCU-6E pallet positions are available.
- ADS rails and roller conveyors between the ADS rails raised. Logistic rails and roller conveyors are stowed.
- Married pallets may be airlifted in the ADS rails; however, they must be constructed on the 108-inch bias.
- Inboard ramp toes installed in the low position with rollers and guide rails installed. Outboard ramp toes may be stowed.
- Time to configure with two people is 25 minutes.
- ADS Pallet Centroids:

| 1 | 2 | 3 | 4 | 5 | 6 | 7 | 8 | 9 | 10 | 11 |
|-----|-----|-----|-----|-----|-----|-----|------|------|------|------|
| 401 | 491 | 581 | 671 | 761 | 851 | 941 | 1031 | 1121 | 1229 | 1319 |

Figure 3.6. C-2 Configuration.

Reference 5, DD Form 365-4 (Steward's Equipment)

| | Quantity | Weight | Station | Moment |
|-----------------------------|----------|------------|------------|-------------|
| Water container (5 Gallon) | 3 | 120 | 358 | 4.3 |
| Std 2 gal liquid containers | 1 | 25 | 260 | .7 |
| Hot cup | 1 | 3 | 260 | .1 |
| Human Waste Clean-up kit | 1 | 5 | 280 | .1 |
| Blankets, large | 6 | 21 | 280 | .6 |
| Pillows, large w/case | 6 | 12 | 280 | .3 |
| Blankets, small | 54 | 54 | dist (744) | 4.0 |
| Pillows, small w/case | 54 | 27 | dist (744) | 2.0 |
| Expendable supplies | | 10 | 260 | .3 |
| TOTAL | | 277 | | 12.4 |

Reference 6, DD Form 365-4 (Emergency Equipment)

| | | | | |
|--|-----|------------|------------|-------------|
| LPU-10/P life preserver | 2 | 8 | 280 | .2 |
| LPU-6/P life preservers (infant cot) | 3 | 12 | 280 | .3 |
| A/C life preservers | 110 | 165 | dist (744) | 12.3 |
| Protective Clothing Kit (PCK) | 1 | 36 | 280 | 1.0 |
| Emergency Passenger Oxygen System (EPOS) | 102 | 204 | dist (744) | 15.2 |
| Protective Breathing Equipment (PBE) | 6 | 30 | dist (744) | 2.2 |
| Parachute | 2 | 56 | 280 | 1.6 |
| Aircrew Body Armor (Level IIIA) | 5 | 43 | 280 | 1.2 |
| Survival Vest | 5 | 58 | 280 | 1.6 |
| TOTAL | | 612 | | 35.6 |

Reference 7, DD Form 365-4 (Extra Equipment)

| | | | | |
|----------------------------------|---|-------------|------------|-------------|
| Maintenance Technical Order File | 1 | 30 | 305 | .9 |
| Aircraft Armor | 1 | 1125 | 217 | 24.4 |
| Flares/Flare Cans | 6 | 255 | dist (744) | 19.0 |
| Flare Hazard Placards | 4 | 20 | 400 | .8 |
| TOTAL | | 1430 | | 45.1 |



NOTES:

1. 54 seats available, 53 offered. Large crew complements may further reduce the number of seats offered.
2. If bulk cargo and/or vehicles are loaded on the main cargo floor, sidewall seats adjacent to cargo extending passed X=+- 85 will not be used.
3. ADS rails, logistic rails and roller conveyors are stowed.
4. Ramp toes (4) installed in the high position with rollers and guide rails removed and stowed.
5. Time to configure with two people is 15 minutes.

Figure 3.7. C-3 Configuration.

| | Quantity | Weight | Station | Moment |
|---|----------|-------------|------------|-------------|
| Reference 5, DD Form 365-4 (Steward's Equipment) | | | | |
| Water container (5 Gallon) | 3 | 120 | 358 | 4.3 |
| Std 2 gal liquid containers | 1 | 25 | 260 | .7 |
| Hot cup | 1 | 3 | 260 | .1 |
| Human Waste Clean-up kit | 1 | 5 | 280 | .1 |
| Blankets, large | 6 | 21 | 280 | .6 |
| Pillows, large w/case | 6 | 12 | 280 | .3 |
| Blankets, small | 54 | 54 | dist (744) | 4.0 |
| Pillows, small w/case | 54 | 27 | dist (744) | 2.0 |
| Expendable supplies | | 10 | 260 | .3 |
| TOTAL | | 277 | | 12.4 |
| Reference 6, DD Form 365-4 (Emergency Equipment) | | | | |
| LPU-10/P life preserver | 2 | 8 | 280 | .2 |
| LPU-6/P life preservers (infant cot) | 3 | 12 | 280 | .3 |
| A/C life preservers | 110 | 165 | dist (744) | 12.3 |
| Protective Clothing Kit (PCK) | 1 | 36 | 280 | 1.0 |
| Emergency Passenger Oxygen System (EPOS) | 102 | 204 | dist (744) | 15.2 |
| Protective Breathing Equipment (PBE) | 6 | 30 | dist (744) | 2.2 |
| Parachute | 2 | 56 | 280 | 1.6 |
| Aircrew Body Armor (Level IIIA) | 5 | 43 | 280 | 1.2 |
| Survival Vest | 5 | 58 | 280 | 1.6 |
| TOTAL | | 612 | | 35.6 |
| Reference 7, DD Form 365-4 (Extra Equipment) | | | | |
| Maintenance Technical Order File | 1 | 30 | 305 | .9 |
| Aircraft Armor | 1 | 1125 | 217 | 24.4 |
| Flares/Flare Cans | 6 | 255 | dist (744) | 19.0 |
| Flare Hazard Placards | 4 | 20 | 400 | .8 |
| TOTAL | | 1430 | | 45.1 |



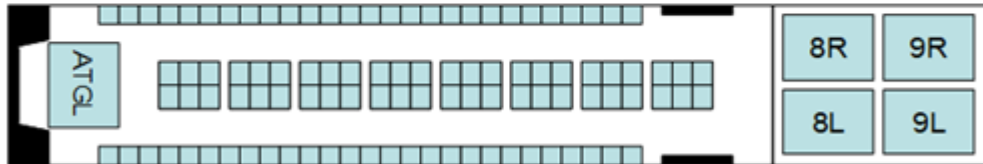
NOTES:

1. Maximum of 18 HCU-6/E pallet positions are available.
2. Logistic rails and roller conveyors raised. ADS rails stowed. Pallets will be rotated 90 degrees during the onload if not delivered in the 88-inch bias.
3. Married pallets may be airlifted in the logistic rails; however, they must be constructed on the 88-inch bias.
4. Ramp Toes (4) installed in the low position with rollers and guide rails installed.
5. Time to configure with two people is 20 minutes.
6. Logistic Pallet Centroids:

| 1 | 2 | 3 | 4 | 5 | 6 | 7 | 8 | 9 |
|-----|-----|-----|-----|-----|-----|------|------|------|
| 444 | 554 | 664 | 774 | 884 | 994 | 1104 | 1226 | 1336 |

Figure 3.8. P-1 Configuration.

| | Quantity | Weight | Station | Moment |
|---|----------|-------------|------------|--------------|
| Reference 5, DD Form 365-4 (Steward's Equipment) | | | | |
| Water container (5 Gallon) | 3 | 120 | 358 | 4.3 |
| Std 2 gal liquid containers | 1 | 25 | 260 | .7 |
| Hot cup | 1 | 3 | 260 | .1 |
| Human Waste Clean-up kit | 1 | 5 | 280 | .1 |
| Blankets, large | 6 | 21 | 280 | .6 |
| Pillows, large w/case | 6 | 12 | 280 | .3 |
| Blankets, small | 54 | 54 | dist (744) | 4.0 |
| Pillows, small w/case | 54 | 27 | dist (744) | 2.0 |
| Expendable supplies | | 10 | 260 | .3 |
| ATGL (Serviced) | 1 | 3620 | 401 | 145.1 |
| TOTAL | | 3897 | | 157.5 |
| Reference 6, DD Form 365-4 (Emergency Equipment) | | | | |
| LPU-10/P life preserver | 2 | 8 | 280 | .2 |
| LPU-6/P life preservers (infant cot) | 3 | 12 | 280 | .3 |
| A/C life preservers | 110 | 165 | dist (744) | 12.3 |
| Protective Clothing Kit (PCK) | 1 | 36 | 280 | 1.0 |
| Emergency Passenger Oxygen System (EPOS) | 102 | 204 | dist (744) | 15.2 |
| Protective Breathing Equipment (PBE) | 6 | 30 | dist (744) | 2.2 |
| Parachute | 2 | 56 | 280 | 1.6 |
| Aircrew Body Armor (Level IIIA) | 5 | 43 | 280 | 1.2 |
| Survival Vest | 5 | 58 | 280 | 1.6 |
| TOTAL | | 612 | | 35.6 |
| Reference 7, DD Form 365-4 (Extra Equipment) | | | | |
| Maintenance Technical Order File | 1 | 30 | 305 | .9 |
| Aircraft Armor | 1 | 1125 | 217 | 24.4 |
| Flares/Flare Cans | 6 | 255 | dist (744) | 19.0 |
| Flare Hazard Placards | 4 | 20 | 400 | .8 |
| TOTAL | | 1430 | | 45.1 |

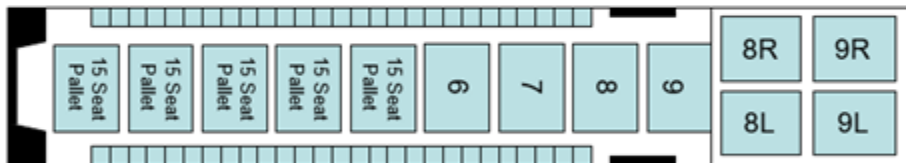


NOTES:

1. 102 seats available, 101 offered. Large crew complements may further reduce the number of seats offered.
2. Seats are numbered (front to rear) for identification and are referred to as side seat one left/right or center seat one left/right. Centerline seats installed starting at FS 476.
3. ADS rails, logistic rails, and roller conveyors stowed on the main cargo floor except for the ATGL position. Cargo ramp logistic rails and roller conveyors raised. A maximum of four HCU/6E pallets can be loaded on the cargo ramp.
4. Ramp Toes (4) installed in the low position with rollers and guide rails installed.
5. Time to configure with two people is 2 hours.

Figure 3.9. SP-X Configuration.

| | Quantity | Weight | Station | Moment |
|---|----------|-------------|------------|-------------|
| Reference 5, DD Form 365-4 (Steward's Equipment) | | | | |
| Water container (5 Gallon) | 3 | 120 | 358 | 4.3 |
| Std 2 gal liquid containers | 1 | 25 | 260 | .7 |
| Hot cup | 1 | 3 | 260 | .1 |
| Human Waste Clean-up kit | 1 | 5 | 280 | .1 |
| Blankets, large | 6 | 21 | 280 | .6 |
| Pillows, large w/case | 6 | 12 | 280 | .3 |
| Blankets, small | 54 | 54 | dist (744) | 4.0 |
| Pillows, small w/case | 54 | 27 | dist (744) | 2.0 |
| Expendable supplies | | 10 | 260 | .3 |
| TOTAL | | 277 | | 12.4 |
| Reference 6, DD Form 365-4 (Emergency Equipment) | | | | |
| LPU-10/P life preserver | 2 | 8 | 280 | .2 |
| LPU-6/P life preservers (infant cot) | 3 | 12 | 280 | .3 |
| A/C life preservers | 110 | 165 | dist (744) | 12.3 |
| Protective Clothing Kit (PCK) | 1 | 36 | 280 | 1.0 |
| Emergency Passenger Oxygen System (EPOS) | 102 | 204 | dist (744) | 15.2 |
| Protective Breathing Equipment (PBE) | 6 | 30 | dist (744) | 2.2 |
| Parachute | 2 | 56 | 280 | 1.6 |
| Aircrew Body Armor (Level IIIA) | 5 | 43 | 280 | 1.2 |
| Survival Vest | 5 | 58 | 280 | 1.6 |
| TOTAL | | 612 | | 35.6 |
| Reference 7, DD Form 365-4 (Extra Equipment) | | | | |
| Maintenance Technical Order File | 1 | 30 | 305 | .9 |
| Aircraft Armor | 1 | 1125 | 217 | 24.4 |
| Flares/Flare Cans | 6 | 255 | dist (744) | 19.0 |
| Flare Hazard Placards | 4 | 20 | 400 | .8 |
| TOTAL | | 1430 | | 45.1 |



- NOTES:**
1. Seat availability is based on number and configuration of pallets and varies between 68 and 188. Pallet position availability varies between 4 and 12. See Table 3.2 for a complete list of SP configurations and restrictions. Large crew complements may further reduce the number of seats offered.
 2. Sidewall seats are numbered (front to rear) for identification and are referred to as side seat one left/right. Palletized seats are numbered (front to rear by row and left to right by seat) for identification.
 3. ADS rails and roller conveyors between the ADS rails raised on the main cargo floor. Cargo ramp logistic rails and roller conveyors raised. A maximum of four HCU/6E pallets can be loaded on the cargo ramp.
 4. Ramp Toes (4) installed in the low position with rollers and guide rails installed.
 5. EPOS will be used as the primary source of supplemental oxygen for seat pallets. Equal Time Point (ETP) requirements will be considered.
 6. Maximum personnel for prolonged over-water flights will be limited to 138 total (including crew) based on life raft capacity. Over water flights with more than 138 total (including crew) requires MAJCOM/A3 waiver.
 7. Seat pallets can be configured in 5/10/15 seat configurations. See Table 3.1 for seat pallet weights.
 8. Figure shows SP-5, representative of 128 seats and 8 pallets.
 9. Time to configure with two people is 2 hours.

Table 3.2. Seat Pallet/Pallet Availability (See Notes).

| Configuration Codes | Seat Pallets | Passenger Seats Available (Note 1 & 2) | Pallets Positions Available for Cargo (Note 2 & 3) |
|---------------------|--------------|--|--|
| SP-1 | 1 | 68 | 12 |
| SP-2 | 2 | 83 | 11 |
| SP-3 | 3 | 98 | 10 |
| SP-4 | 4 | 113 | 9 |
| SP-5 | 5 | 128 | 8 |
| SP-6 | 6 | 143 | 7 |
| SP-7 | 7 | 158 | 6 |
| SP-8 | 8 | 173 | 5 |
| SP-9 | 9 | 188 | 4 |

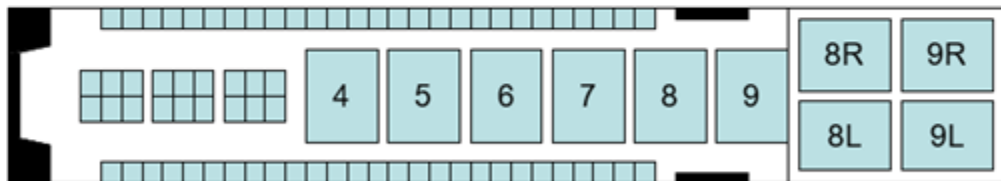
- NOTES:**
1. Numbers based on 15-person seat pallets and utilization of 54 sidewall seats. One seat has been allocated for the additional crewmember required in the cargo compartment when more than 40 passengers are carried.
 2. When the payload consists of palletized netted cargo or when the cargo is secured with straps, a 30-inch space will be maintained between the cargo and nearest occupied row of seats. When a plywood

barrier and chain bridle(s) are installed to attain all forward restraint on the netted cargo (install IAW TO 1C-17A-9) or when the cargo is secured with chains, the 30-inch spacing is not required. When these requirements cannot be achieved, subtract five-seats from number available.

3. Numbers based on utilization of ADS pallet positions on the cargo floor, and Logistic pallet positions on the cargo ramp. Ramp will not be available for ground evacuation when pallets are placed side-by-side in Logistics pallet positions 8 and 9.

Figure 3.10. CP-X Configuration.

| | Quantity | Weight | Station | Moment |
|---|----------|-------------|------------|-------------|
| Reference 5, DD Form 365-4 (Steward's Equipment) | | | | |
| Water container (5 Gallon) | 3 | 120 | 358 | 4.3 |
| Std 2 gal liquid containers | 1 | 25 | 260 | .7 |
| Hot cup | 1 | 3 | 260 | .1 |
| Human Waste Clean-up kit | 1 | 5 | 280 | .1 |
| Blankets, large | 6 | 21 | 280 | .6 |
| Pillows, large w/case | 6 | 12 | 280 | .3 |
| Blankets, small | 54 | 54 | dist (744) | 4.0 |
| Pillows, small w/case | 54 | 27 | dist (744) | 2.0 |
| Expendable supplies | | 10 | 260 | .3 |
| TOTAL | | 277 | | 12.4 |
| Reference 6, DD Form 365-4 (Emergency Equipment) | | | | |
| LPU-10/P life preserver | 2 | 8 | 280 | .2 |
| LPU-6/P life preservers (infant cot) | 3 | 12 | 280 | .3 |
| A/C life preservers | 110 | 165 | dist (744) | 12.3 |
| Protective Clothing Kit (PCK) | 1 | 36 | 280 | 1.0 |
| Emergency Passenger Oxygen System (EPOS) | 102 | 204 | dist (744) | 15.2 |
| Protective Breathing Equipment (PBE) | 6 | 30 | dist (744) | 2.2 |
| Parachute | 2 | 56 | 280 | 1.6 |
| Aircrew Body Armor (Level IIIA) | 5 | 43 | 280 | 1.2 |
| Survival Vest | 5 | 58 | 280 | 1.6 |
| TOTAL | | 612 | | 35.6 |
| Reference 7, DD Form 365-4 (Extra Equipment) | | | | |
| Maintenance Technical Order File | 1 | 30 | 305 | .9 |
| Aircraft Armor | 1 | 1125 | 217 | 24.4 |
| Flares/Flare Cans | 6 | 255 | dist (744) | 19.0 |
| Flare Hazard Placards | 4 | 20 | 400 | .8 |
| TOTAL | | 1430 | | 45.1 |



NOTES:

1. Seat availability is based on number and configuration of pallets and varies between 4 and 100. Pallet position availability varies between 6 and 17. See **Table 3.3** for a complete list of CP configurations and restrictions. Large crew complements may further reduce the number of seats offered.
2. Seats are numbered for identification (front to rear) and are referred to as side seat one left/right or center seat one left/ right.
3. ADS rails, logistic rails, and roller conveyors will vary based on configuration.
4. Ramp toes (4) installed in the low position with rollers and guide rails installed.
5. Figure shows CP-3, representative of 10 pallets and 70 seats.
6. Time to configure with two people varies between 1 hour and 2 hours based on the number of center line seats to be installed.

Table 3.3. Pallet/Seat Availability (See Notes).

| Configuration Code | Pallets Available | Seats Available (Note 1) | Logistic Pallet Positions Used (Note 2) | ADS Pallet Positions Used | Centerline Seats Used (Note 3) | Sidewall Seats Used (Note 2) |
|--------------------|-------------------|--------------------------|---|---------------------------|--------------------------------|------------------------------|
| CP-0 | 6 | 99 | 8 & 9 | 8 & 9 | 8 | All |

| | | | | | | |
|------|----|----|----------|----------------------|---|-----------|
| CP-1 | 8 | 83 | 8 & 9 | 6 thru 9 | 5 | All |
| CP-2 | 9 | 77 | 8 & 9 | 5 thru 9 | 4 | All |
| CP-3 | 10 | 69 | 8 & 9 | 4 thru 9 | 3 | All |
| CP-4 | 11 | 59 | 8 & 9 | 3 thru 9 | 1 | All |
| CP-5 | 13 | 53 | 8 & 9 | 1 thru 9 | | All |
| CP-6 | 14 | 41 | 6 thru 9 | 1 thru 6 | | 1 thru 21 |
| CP-7 | 15 | 32 | 5 thru 9 | 1 thru 5 | | 1 thru 16 |
| CP-8 | 16 | 24 | 4 thru 9 | 1 thru 4 (Note 4) | | 1 thru 12 |
| CP-9 | 17 | 4 | 2 thru 9 | 1 | | 1 and 2 |

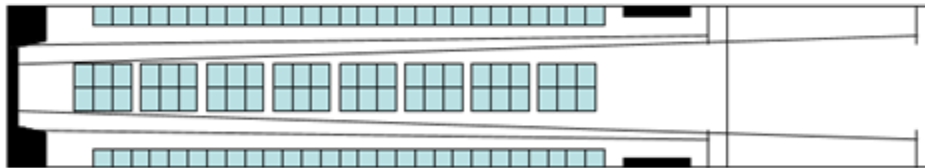
NOTES:

This table is for planning purposes only and reflects the maximum seats available for a specific number of pallets or the maximum number of pallets for a specific number of seats. Two additional seats may be obtained in some configurations with the use of a forward barrier IAW TO 1C-17A-9.

1. When the payload consists of palletized netted cargo or when the cargo is secured with straps, a 30-inch space will be maintained between the cargo and nearest occupied row of seats. When a plywood barrier and chain bridle(s) are installed to attain all forward restraint on the netted cargo or when the cargo is secured with chains, the 30-inch spacing is not required. When these requirements cannot be achieved, subtract five-seats from number available.
2. Passengers will not be seated alongside pallets loaded in the logistics rails on the same side of the aircraft.
3. All centerline seats start at station 404.
4. ADS rail sections aft of station 665 will be lowered. Portion of the pallet in ADS 4 will be out of rails, additional restraint will be required for lateral left/right and vertical. Additional forward/aft restraint may be required based on pallet weight.

Figure 3.11. ADP-1 Configuration.

| | Quantity | Weight | Station | Moment |
|---|----------|-------------|------------|-------------|
| Reference 5, DD Form 365-4 (Steward's Equipment) | | | | |
| Water container (5 Gallon) | 3 | 120 | 358 | 4.3 |
| Std 2 gal liquid containers | 1 | 25 | 260 | .7 |
| Hot cup | 1 | 3 | 260 | .1 |
| Human Waste Clean-up kit | 1 | 5 | 280 | .1 |
| Blankets, large | 6 | 21 | 280 | .6 |
| Pillows, large w/case | 6 | 12 | 280 | .3 |
| Blankets, small | 54 | 54 | dist (744) | 4.0 |
| Pillows, small w/case | 54 | 27 | dist (744) | 2.0 |
| Expendable supplies | | 10 | 260 | .3 |
| TOTAL | | 277 | | 12.4 |
| Reference 6, DD Form 365-4 (Emergency Equipment) | | | | |
| LPU-10/P life preserver | 2 | 8 | 280 | .2 |
| LPU-6/P life preservers (infant cot) | 3 | 12 | 280 | .3 |
| A/C life preservers | 110 | 165 | dist (744) | 12.3 |
| Protective Clothing Kit (PCK) | 1 | 36 | 280 | 1.0 |
| Emergency Passenger Oxygen System (EPOS) | 102 | 204 | dist (744) | 15.2 |
| Protective Breathing Equipment (PBE) | 6 | 30 | dist (744) | 2.2 |
| Parachute | 2 | 56 | 280 | 1.6 |
| Aircrew Body Armor (Level IIIA) | 5 | 43 | 280 | 1.2 |
| Survival Vest | 5 | 58 | 280 | 1.6 |
| TOTAL | | 612 | | 35.6 |
| Reference 7, DD Form 365-4 (Extra Equipment) | | | | |
| Maintenance Technical Order File | 1 | 30 | 305 | .9 |
| Aircraft Armor | 1 | 1125 | 217 | 24.4 |
| Flares/Flare Cans | 6 | 255 | dist (744) | 19.0 |
| Flare Hazard Placards | 4 | 20 | 400 | .8 |
| TOTAL | | 1430 | | 45.1 |

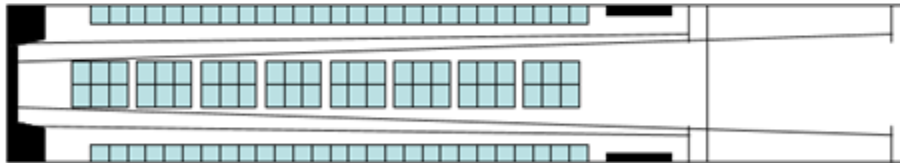


NOTES:

1. 102 troop seats available. Crew complement and mission profile governs number of seats offered. Large crew complements may further reduce the number of seats offered.
2. Center line seats start at FS 404.
3. ADS rails, logistic rails and roller conveyors stowed. A maximum of four HCU 6/E pallets can be loaded on the ramp.
4. When aft anchor cable supports are installed, maximum pallet heights in the logistics rail system will be limited as follows: 8L/R, 54"; 9L/R, 37".
5. Ramp toes (4) installed in the high position with rollers and guide rails removed for troop loading. Ramp toes will be installed in the low position with rollers and guide rails installed for pallet loading.
6. Install anchor cable supports and anchor cables IAW TO 1C-17A-1-4, and Job Guides.
7. Time to configure with two people is 1 hour and 35 minutes.

Figure 3.12. ADP-2 Configuration.

| | Quantity | Weight | Station | Moment |
|---|----------|-------------|------------|-------------|
| Reference 5, DD Form 365-4 (Steward's Equipment) | | | | |
| Water container (5 Gallon) | 3 | 120 | 358 | 4.3 |
| Std 2 gal liquid containers | 1 | 25 | 260 | .7 |
| Hot cup | 1 | 3 | 260 | .1 |
| Human Waste Clean-up kit | 1 | 5 | 280 | .1 |
| Blankets, large | 6 | 21 | 280 | .6 |
| Pillows, large w/case | 6 | 12 | 280 | .3 |
| Blankets, small | 54 | 54 | dist (744) | 4.0 |
| Pillows, small w/case | 54 | 27 | dist (744) | 2.0 |
| Expendable supplies | | 10 | 260 | .3 |
| TOTAL | | 277 | | 12.4 |
| Reference 6, DD Form 365-4 (Emergency Equipment) | | | | |
| LPU-10/P life preserver | 2 | 8 | 280 | .2 |
| LPU-6/P life preservers (infant cot) | 3 | 12 | 280 | .3 |
| A/C life preservers | 110 | 165 | dist (744) | 12.3 |
| Protective Clothing Kit (PCK) | 1 | 36 | 280 | 1.0 |
| Emergency Passenger Oxygen System (EPOS) | 102 | 204 | dist (744) | 15.2 |
| Protective Breathing Equipment (PBE) | 6 | 30 | dist (744) | 2.2 |
| Parachute | 2 | 56 | 280 | 1.6 |
| Aircrew Body Armor (Level IIIA) | 5 | 43 | 280 | 1.2 |
| Survival Vest | 5 | 58 | 280 | 1.6 |
| TOTAL | | 612 | | 35.6 |
| Reference 7, DD Form 365-4 (Extra Equipment) | | | | |
| Maintenance Technical Order File | 1 | 30 | 305 | .9 |
| Aircraft Armor | 1 | 1125 | 217 | 24.4 |
| Flares/Flare Cans | 6 | 255 | dist (744) | 19.0 |
| Flare Hazard Placards | 4 | 20 | 400 | .8 |
| TOTAL | | 1430 | | 45.1 |

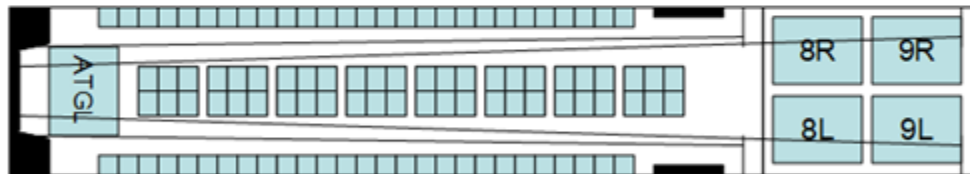


NOTES:

- 102 troop seats available. Crew complement and mission profile governs number of seats offered. Large crew complements may further reduce the number of seats offered.
- Center line seats start at FS 404.
- ADS rails, logistic rails and roller conveyors stowed. A maximum of four HCU 6/E pallets can be loaded on the ramp.
- When aft anchor cable supports are installed, maximum pallet heights in the logistics rail system will be limited as follows: 8L/R, 54"; 9L/R, 37".
- Ramp toes (4) installed in the high position with rollers and guide rails removed for troop loading. Ramp toes will be installed in the low position with rollers and guide rails installed for pallet loading.
- Install anchor cable supports and anchor cables IAW TO IC-17A-1-4, and Job Guides.
- Time to configure with two people is 1 hour and 35 minutes.

Figure 3.13. ADP-3 Configuration.

| | Quantity | Weight | Station | Moment |
|---|----------|-------------|------------|--------------|
| Reference 5, DD Form 365-4 (Steward's Equipment) | | | | |
| Water container (5 Gallon) | 3 | 120 | 358 | 4.3 |
| Std 2 gal liquid containers | 1 | 25 | 260 | .7 |
| Hot cup | 1 | 3 | 260 | .1 |
| Human Waste Clean-up kit | 1 | 5 | 280 | .1 |
| Blankets, large | 6 | 21 | 280 | .6 |
| Pillows, large w/case | 6 | 12 | 280 | .3 |
| Blankets, small | 54 | 54 | dist (744) | 4.0 |
| Pillows, small w/case | 54 | 27 | dist (744) | 2.0 |
| Expendable supplies | | 10 | 260 | .3 |
| ATGL (Serviced) | 1 | 3620 | 401 | 145.1 |
| TOTAL | | 3897 | | 157.5 |
| Reference 6, DD Form 365-4 (Emergency Equipment) | | | | |
| LPU-10/P life preserver | 2 | 8 | 280 | .2 |
| LPU-6/P life preservers (infant cot) | 3 | 12 | 280 | .3 |
| A/C life preservers | 110 | 165 | dist (744) | 12.3 |
| Protective Clothing Kit (PCK) | 1 | 36 | 280 | 1.0 |
| Emergency Passenger Oxygen System (EPOS) | 102 | 204 | dist (744) | 15.2 |
| Protective Breathing Equipment (PBE) | 6 | 30 | dist (744) | 2.2 |
| Parachute | 2 | 56 | 280 | 1.6 |
| Aircrew Body Armor (Level IIIA) | 5 | 43 | 280 | 1.2 |
| Survival Vest | 5 | 58 | 280 | 1.6 |
| TOTAL | | 612 | | 35.6 |
| Reference 7, DD Form 365-4 (Extra Equipment) | | | | |
| Maintenance Technical Order File | 1 | 30 | 305 | .9 |
| Aircraft Armor | 1 | 1125 | 217 | 24.4 |
| Flares/Flare Cans | 6 | 255 | dist (744) | 19.0 |
| Flare Hazard Placards | 4 | 20 | 400 | .8 |
| TOTAL | | 1430 | | 45.1 |

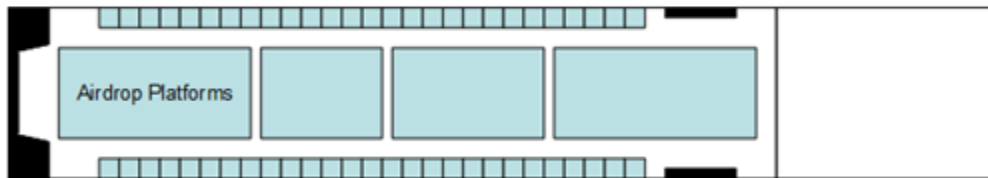


NOTES:

1. 102 troop seats available. Crew complement and mission profile governs number of seats offered. Large crew complements may further reduce the number of seats offered.
2. Center line seats start at FS 476.
3. ADS rails, logistic rails and roller conveyors stowed except for the ATGL position. A maximum of four HCU-6/E pallets can be loaded on the ramp.
4. When aft anchor cable supports are installed, maximum pallet heights in the logistics rail system will be limited as follows: 8L/R, 54"; 9L/R, 37".
5. Ramp toes (4) installed in the high position with rollers and guide rails removed for troop loading. Ramp toes installed in the low position with rollers and guide rails installed for pallet loading.
6. Install anchor cable supports and anchor cables IAW TO 1C-17A-1-4, and Job Guides.
7. Time to configure with two people is 2 hours and 15 minutes.

Figure 3.14. ADC-1 Configuration.

| | Quantity | Weight | Station | Moment |
|---|----------|-------------|------------|-------------|
| Reference 5, DD Form 365-4 (Steward's Equipment) | | | | |
| Water container (5 Gallon) | 3 | 120 | 358 | 4.3 |
| Std 2 gal liquid containers | 1 | 25 | 260 | .7 |
| Hot cup | 1 | 3 | 260 | .1 |
| Human Waste Clean-up kit | 1 | 5 | 280 | .1 |
| Blankets, large | 6 | 21 | 280 | .6 |
| Pillows, large w/case | 6 | 12 | 280 | .3 |
| Blankets, small | 54 | 54 | dist (744) | 4.0 |
| Pillows, small w/case | 54 | 27 | dist (744) | 2.0 |
| Expendable supplies | | 10 | 260 | .3 |
| TOTAL | | 277 | | 12.4 |
| Reference 6, DD Form 365-4 (Emergency Equipment) | | | | |
| LPU-10/P life preserver | 2 | 8 | 280 | .2 |
| LPU-6/P life preservers (infant cot) | 3 | 12 | 280 | .3 |
| A/C life preservers | 110 | 165 | dist (744) | 12.3 |
| Protective Clothing Kit (PCK) | 1 | 36 | 280 | 1.0 |
| Emergency Passenger Oxygen System (EPOS) | 102 | 204 | dist (744) | 15.2 |
| Protective Breathing Equipment (PBE) | 6 | 30 | dist (744) | 2.2 |
| Parachute | 2 | 56 | 280 | 1.6 |
| Aircrew Body Armor (Level IIIA) | 5 | 43 | 280 | 1.2 |
| Survival Vest | 5 | 58 | 280 | 1.6 |
| TOTAL | | 612 | | 35.6 |
| Reference 7, DD Form 365-4 (Extra Equipment) | | | | |
| Maintenance Technical Order File | 1 | 30 | 305 | .9 |
| Aircraft Armor | 1 | 1125 | 217 | 24.4 |
| Flares/Flare Cans | 6 | 255 | dist (744) | 19.0 |
| Flare Hazard Placards | 4 | 20 | 400 | .8 |
| TOTAL | | 1430 | | 45.1 |

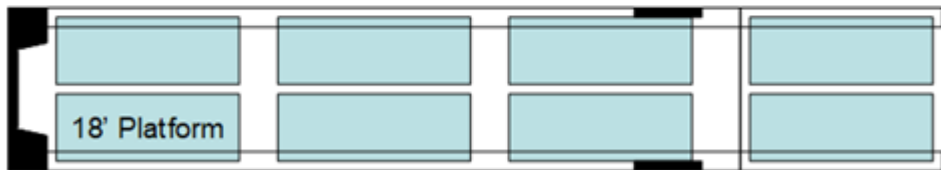


NOTES:

1. ADS rails and roller conveyors between ADS rails raised. Omni rollers are not permitted for airdrop use. Logistic rails and other roller conveyors are stowed. Install left ADS rail bridge and ramp edge cover.
2. Up to 64 feet of Type V airdrop platforms or 60 feet of Airdrop Controlled Exit System (ACES) platforms may be loaded. Platform length may vary from 8 to 32 foot.
3. 54 troop seats available. Crew complement and mission profile governs number of seats offered. Large crew complements may further reduce the number of seats offered.
4. If airdropping personnel on the same sortie ensures anchor cables comply with limitations IAW AFMAN 11-2C-17V3 and install anchor cable supports and anchor cables IAW TO 1C-17A-1-4, and Job Guides.
5. Ramp Toes (4) will be removed and stowed on cargo door.
6. Time to configure with two people is 15 minutes

Figure 3.15. ADC-2 Configuration.

| | Quantity | Weight | Station | Moment |
|---|----------|-------------|------------|-------------|
| Reference 5, DD Form 365-4 (Steward's Equipment) | | | | |
| Water container (5 Gallon) | 3 | 120 | 358 | 4.3 |
| Std 2 gal liquid containers | 1 | 25 | 260 | .7 |
| Hot cup | 1 | 3 | 260 | .1 |
| Human Waste Clean-up kit | 1 | 5 | 280 | .1 |
| Blankets, large | 6 | 21 | 280 | .6 |
| Pillows, large w/case | 6 | 12 | 280 | .3 |
| Blankets, small | 54 | 54 | dist (744) | 4.0 |
| Pillows, small w/case | 54 | 27 | dist (744) | 2.0 |
| Expendable supplies | | 10 | 260 | .3 |
| TOTAL | | 277 | | 12.4 |
| Reference 6, DD Form 365-4 (Emergency Equipment) | | | | |
| LPU-10/P life preserver | 2 | 8 | 280 | .2 |
| LPU-6/P life preservers (infant cot) | 3 | 12 | 280 | .3 |
| A/C life preservers | 110 | 165 | dist (744) | 12.3 |
| Protective Clothing Kit (PCK) | 1 | 36 | 280 | 1.0 |
| Emergency Passenger Oxygen System (EPOS) | 102 | 204 | dist (744) | 15.2 |
| Protective Breathing Equipment (PBE) | 6 | 30 | dist (744) | 2.2 |
| Parachute | 2 | 56 | 280 | 1.6 |
| Aircrew Body Armor (Level IIIA) | 5 | 43 | 280 | 1.2 |
| Survival Vest | 5 | 58 | 280 | 1.6 |
| TOTAL | | 612 | | 35.6 |
| Reference 7, DD Form 365-4 (Extra Equipment) | | | | |
| Maintenance Technical Order File | 1 | 30 | 305 | .9 |
| Aircraft Armor | 1 | 1125 | 217 | 24.4 |
| Flares/Flare Cans | 6 | 255 | dist (744) | 19.0 |
| Flare Hazard Placards | 4 | 20 | 400 | .8 |
| TOTAL | | 1430 | | 45.1 |

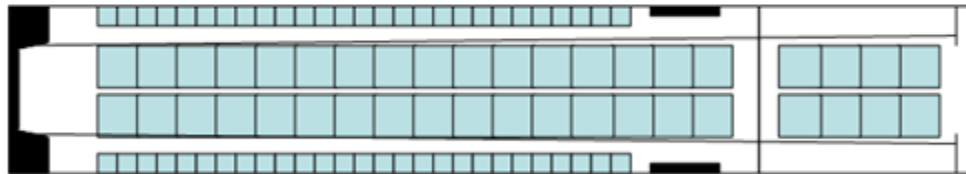


NOTES:

1. Logistic rails and the roller conveyors between rails raised. Omni-directional roller conveyors will be positioned at X = +/- 41 beginning at FS 352 through FS 992. ADS rails will be stowed.
2. A maximum of (8) 18-foot platforms, (12) 8 foot platforms, or 12 HCU/6E pallets may be loaded.
3. Install anchor cable supports and anchor cables IAW TO 1C-17A-1-4, and Job Guides.
4. Ramp toes (4) will be installed in the low position with rollers and guide rails installed. Stow ramp toes (4) for flight.
5. Time to configure with two people is 45 minutes.

Figure 3.16. CDS-1 Configuration.

| | Quantity | Weight | Station | Moment |
|---|----------|-------------|------------|-------------|
| Reference 5, DD Form 365-4 (Steward's Equipment) | | | | |
| Water container (5 Gallon) | 3 | 120 | 358 | 4.3 |
| Std 2 gal liquid containers | 1 | 25 | 260 | .7 |
| Hot cup | 1 | 3 | 260 | .1 |
| Human Waste Clean-up kit | 1 | 5 | 280 | .1 |
| Blankets, large | 6 | 21 | 280 | .6 |
| Pillows, large w/case | 6 | 12 | 280 | .3 |
| Blankets, small | 54 | 54 | dist (744) | 4.0 |
| Pillows, small w/case | 54 | 27 | dist (744) | 2.0 |
| Expendable supplies | | 10 | 260 | .3 |
| TOTAL | | 277 | | 12.4 |
| Reference 6, DD Form 365-4 (Emergency Equipment) | | | | |
| LPU-10/P life preserver | 2 | 8 | 280 | .2 |
| LPU-6/P life preservers (infant cot) | 3 | 12 | 280 | .3 |
| A/C life preservers | 110 | 165 | dist (744) | 12.3 |
| Protective Clothing Kit (PCK) | 1 | 36 | 280 | 1.0 |
| Emergency Passenger Oxygen System (EPOS) | 102 | 204 | dist (744) | 15.2 |
| Protective Breathing Equipment (PBE) | 6 | 30 | dist (744) | 2.2 |
| Parachute | 2 | 56 | 280 | 1.6 |
| Aircrew Body Armor (Level IIIA) | 5 | 43 | 280 | 1.2 |
| Survival Vest | 5 | 58 | 280 | 1.6 |
| TOTAL | | 612 | | 35.6 |
| Reference 7, DD Form 365-4 (Extra Equipment) | | | | |
| Maintenance Technical Order File | 1 | 30 | 305 | .9 |
| Aircraft Armor | 1 | 1125 | 217 | 24.4 |
| Flares/Flare Cans | 6 | 255 | dist (744) | 19.0 |
| Flare Hazard Placards | 4 | 20 | 400 | .8 |
| TOTAL | | 1430 | | 45.1 |

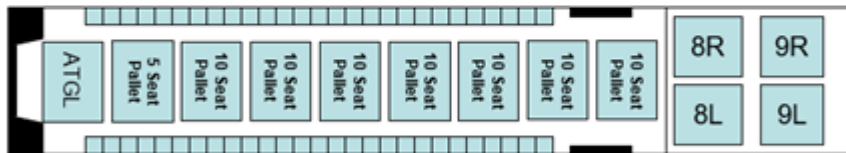


NOTES:

1. Maximum of 40 A-22 containers (32 containers on the cargo floor and 8 containers on the cargo ramp). ECVR will be installed for containers aft of FS 1100.
2. Position BSA at FS 365. Adjust aft as necessary to accommodate fewer containers.
3. ADS rails, center logistic rails and roller conveyors between these rails raised. Outboard logistic rails and other roller conveyors stowed. Omni rollers are not permitted for airdrop use.
4. 54 troop seats available. Crew complement and mission profile governs number of seats offered. Large crew complements may further reduce the number of seats offered.
5. Inboard ramp toes will be installed in the low position with rollers and guide rails installed. Outboard toes may be stowed on cargo door. Stow ramp toes (4) for flight.
6. Install anchor cable support and anchor cables IAW TO 1C-17A-1-4, and Job Guides.
7. Time to configure with two people is 40 minutes.

Figure 3.17. DV-1 Configuration.

| | Quantity | Weight | Station | Moment |
|---|----------|-------------|------------|--------------|
| Reference 5, DD Form 365-4 (Steward's Equipment) | | | | |
| Water container (5 Gallon) | 3 | 120 | 358 | 4.3 |
| Std 2 gal liquid containers | 1 | 25 | 260 | .7 |
| Hot cup | 1 | 3 | 260 | .1 |
| Human Waste Clean-up kit | 1 | 5 | 280 | .1 |
| Blankets, large | 6 | 21 | 280 | .6 |
| Pillows, large w/case | 6 | 12 | 280 | .3 |
| Blankets, small | 54 | 54 | dist (744) | 4.0 |
| Pillows, small w/case | 54 | 27 | dist (744) | 2.0 |
| Expendable supplies | | 10 | 260 | .3 |
| ATGL (Serviced) | 1 | 3620 | 401 | 145.1 |
| TOTAL | | 3897 | | 157.5 |
| Reference 6, DD Form 365-4 (Emergency Equipment) | | | | |
| LPU-10 P life preserver | 2 | 8 | 280 | .2 |
| LPU-6 P life preservers (infant cot) | 3 | 12 | 280 | .3 |
| A/C life preservers | 110 | 165 | dist (744) | 12.3 |
| Protective Clothing Kit (PCK) | 1 | 36 | 280 | 1.0 |
| Emergency Passenger Oxygen System (EPOS) | 102 | 204 | dist (744) | 15.2 |
| Protective Breathing Equipment (PBE) | 6 | 30 | dist (744) | 2.2 |
| Parachute | 2 | 56 | 280 | 1.6 |
| Aircrew Body Armor (Level IIIA) | 5 | 43 | 280 | 1.2 |
| Survival Vest | 5 | 58 | 280 | 1.6 |
| TOTAL | | 612 | | 35.6 |
| Reference 7, DD Form 365-4 (Extra Equipment) | | | | |
| Maintenance Technical Order File | 1 | 30 | 305 | .9 |
| Aircraft Armor | 1 | 1125 | 217 | 24.4 |
| Flares/Flare Cans | 6 | 255 | dist (744) | 19.0 |
| Flare Hazard Placards | 4 | 20 | 400 | .8 |
| TOTAL | | 1430 | | 45.1 |

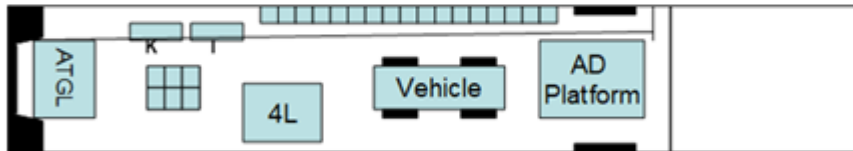


NOTES:

1. 129 seats available, 128 offered. Large crew complements may further reduce the number of seats offered. Without ATGL, the 5-seat pallet may be replaced with a 10-seat pallet and one additional seat pallets may be installed for a total of 144 seats available, 143 offered.
2. Seats are numbered (front to rear) for identification and are referred to as side seat one left/right or center seat one left/right. Palletized seats are numbered (front to rear by row and left to right by seat) for identification.
3. When the payload consists of palletized netted cargo or when the cargo is secured with straps, a 30-inch space will be maintained between the cargo and nearest occupied row of seats. When a plywood barrier and chain bridle(s) are installed to attain all forward restraint on the netted cargo or when the cargo is secured with chains, the 30-inch spacing is not required.
4. ADS rails and roller conveyors between the ADS rails raised on the main cargo floor. Cargo ramp logistic rails and roller conveyors raised. A maximum of four HCU-6 E pallets can be loaded on the cargo ramp.
5. Ramp toes (4) installed in the low position with rollers and guide rails installed.
6. EPOS will be used as the primary source of supplemental oxygen for seat pallets.
7. Seat pallets can be configured in 5/10/15 seat configurations. See Table 3.1 for seat pallet weights.
8. Maximum personnel for prolonged over-water flights will be limited to 138 (including crew) based on life raft capacities. Over water flights with more than 138 personnel (including crew) requires MAJCOM/A3 waiver.
9. Time to configure with two people is one hour.

Figure 3.18. SD-1 Configuration.

| | Quantity | Weight | Station | Moment |
|---|----------|-------------|------------|--------------|
| Reference 5, DD Form 365-4 (Steward's Equipment) | | | | |
| Water container (5 Gallon) | 3 | 120 | 358 | 4.3 |
| Std 2 gal liquid containers | 1 | 25 | 260 | .7 |
| Hot cup | 1 | 3 | 260 | .1 |
| Human Waste Clean-up kit | 1 | 5 | 280 | .1 |
| Blankets, large | 6 | 21 | 280 | .6 |
| Pillows, large w/case | 6 | 12 | 280 | .3 |
| Blankets, small | 54 | 54 | dist (744) | 4.0 |
| Pillows, small w/case | 54 | 27 | dist (744) | 2.0 |
| Expendable supplies | | 10 | 260 | .3 |
| ATGL (Serviced) | 1 | 3620 | 401 | 145.1 |
| TOTAL | | 3897 | | 137.5 |
| Reference 6, DD Form 365-4 (Emergency Equipment) | | | | |
| LPU-10/P life preserver | 2 | 8 | 280 | .2 |
| LPU-6/P life preservers (infant cot) | 3 | 12 | 280 | .3 |
| A/C life preservers | 110 | 165 | dist (744) | 12.3 |
| Protective Clothing Kit (PCK) | 1 | 36 | 280 | 1.0 |
| Emergency Passenger Oxygen System (EPOS) | 102 | 204 | dist (744) | 15.2 |
| Protective Breathing Equipment (PBE) | 6 | 30 | dist (744) | 2.2 |
| Parachute | 2 | 56 | 280 | 1.6 |
| Aircrew Body Armor (Level IIIA) | 5 | 43 | 280 | 1.2 |
| Survival Vest | 5 | 58 | 280 | 1.6 |
| TOTAL | | 612 | | 35.6 |
| Reference 7, DD Form 365-4 (Extra Equipment) | | | | |
| Maintenance Technical Order File | 1 | 30 | 305 | .9 |
| Aircraft Armor | 1 | 1125 | 217 | 24.4 |
| Flares/Flare Cans | 6 | 255 | dist (744) | 19.0 |
| Flare Hazard Placards | 4 | 20 | 400 | .8 |
| TOTAL | | 1430 | | 45.1 |

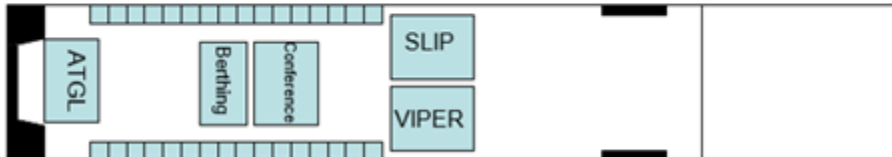


NOTES:

1. This configuration is for static display only.
2. Litter tiers K and I will be set up.
3. The right side will be configured for paratroop drop. Install anchor cable support, anchor cable, and static line retriever IAW TO 1C-17A-1-4, and Job Guides.
4. Right sidewall seats 11-27 down.
5. Centerline seats 4 through 6 left and right installed.
6. HCU-6E pallet with cargo in pallet position 4L.
7. Restrain wheeled vehicle at FS 900.
8. Load rigged airdrop platform at FS 1080.
9. Right side seats aft of litters will be down.
10. Ramp toes will be installed in the high position with the rollers and guide rails stowed.
11. Time to configure with two people is 1 hour and 30 minutes.

Figure 3.19. SLC-1 Configuration.

| | Quantity | Weight | Station | Moment |
|---|----------|--------------|------------|--------------|
| Reference 5, DD Form 365-4 (Steward's Equipment) | | | | |
| Water container (5 Gallon) | 3 | 120 | 358 | 4.3 |
| Std 2 gal liquid containers | 1 | 25 | 260 | .7 |
| Hot cup | 1 | 3 | 260 | .1 |
| Human Waste Clean-up kit | 1 | 5 | 280 | .1 |
| Blankets, large | 6 | 21 | 280 | .6 |
| Pillows, large w/case | 6 | 12 | 280 | .3 |
| Blankets, small | 54 | 54 | dist (744) | 4.0 |
| Pillows, small w/case | 54 | 27 | dist (744) | 2.0 |
| Expendable supplies | | 10 | 260 | .3 |
| ATGL | 1 | 3620 | 401 | 141.1 |
| SLICC Berthing Capsule | 1 | 4660 | 580 | 270.2 |
| SLICC Conference Capsule (unoccupied) | 1 | 3790 | 685 | 259.6 |
| SLIP (unoccupied) | 1 | 1350 | 884 | 119.3 |
| TOTAL | | 13697 | | 802.6 |
| Reference 6, DD Form 365-4 (Emergency Equipment) | | | | |
| LPU-10/P life preserver | 2 | 8 | 280 | .2 |
| LPU-6/P life preservers (infant cot) | 3 | 12 | 280 | .3 |
| A/C life preservers | 110 | 165 | dist (744) | 12.3 |
| Protective Clothing Kit (PCK) | 1 | 36 | 280 | 1.0 |
| Emergency Passenger Oxygen System (EPOS) | 102 | 204 | dist (744) | 15.2 |
| Protective Breathing Equipment (PBE) | 6 | 30 | dist (744) | 2.2 |
| Parachute | 2 | 56 | 280 | 1.6 |
| Aircrew Body Armor (Level IIIA) | 5 | 43 | 280 | 1.2 |
| Survival Vest | 5 | 58 | 280 | 1.6 |
| TOTAL | | 612 | | 35.6 |
| Reference 7, DD Form 365-4 (Extra Equipment) | | | | |
| Maintenance Technical Order File | 1 | 30 | 305 | .9 |
| Aircraft Armor | 1 | 1125 | 217 | 24.4 |
| Flares/Flare Cans | 6 | 255 | dist (744) | 19.0 |
| Flare Hazard Placards | 4 | 20 | 400 | .8 |
| TOTAL | | 1430 | | 45.1 |



NOTES:

1. All cables shall be routed and tied/taped down so egress or passage during flight is not impeded, and to reduce tripping hazards to the greatest extent possible. Rollers will be flipped over to provide for a slick floor aft of the SLICC.
2. When the payload consists of palletized netted cargo or when the cargo is secured with straps, a 30-inch space will be maintained between the cargo and nearest occupied row of seats on the SLIP. When a plywood barrier and chain bridle(s) are installed to attain all forward restraint on the netted cargo or when the cargo is secured with chains, the 30-inch spacing is not required.
3. A maximum of four operational SLIPs may be airlifted on a single C-17 aircraft. When multiple occupied SLIPs are used, all SLIPs should be loaded into the same side of the logistics rails to simplify the inter-slip electrical connections.
4. Time to configure with two people is 45 minutes. All power connections will be made by qualified maintenance personnel.

Chapter 4

REFERENCE DATA

4.1. Scope. This chapter contains reference data to assist personnel in load planning.

4.2. Airdrop . Several factors must be considered during planning of cargo airdrop operations.

4.2.1. No overhang of load permitted on platform unless specified in the rigging TO/FM.

4.2.2. Weight and balance will be considered at all times. When multiple passes of airdrop loads are planned, calculations will be made, prior to takeoff, to determine the aircraft CG after each load has exited. This is accomplished to assure CG flight limits are not exceeded. This calculation is required only for those loads remaining on the aircraft following each pass. For sequential airdrop, calculations will be made to assure CG limits are not exceeded in the event of a malfunction resulting in platforms remaining on the aircraft.

4.3. Personnel limitations. The Personnel Limitations Chart (**Table 4.3**) reflects the number of personnel (crews and passengers/troops) that the crew lavatory and aircraft urinals can accommodate. **Table 4.3** will be considered when determining number of passengers/troops that can be airlifted without an ATGL.

4.4. Miscellaneous Data. The following tables and figures are provided to aid in configuration planning, weight and balance:

4.4.1. See **Table 4.1** Standard Weights.

4.4.2. See **Table 4.2** Crew Weights.

4.4.3. See **Table 4.3** Personnel Limitation.

Table 4.1. Standard Weights.

| Standard Weight--Crew/Passengers/Patient, and Troops. | Weight (lbs.) |
|--|---------------|
| Passenger (without bags) | 175 |
| Passenger Baggage | 70 |
| Litter (includes weight of patient) | 195 |
| Ambulatory (without bags) | 175 |
| Ground Troop (with web gear and weapon) | 210 |
| Ground Troop (with web gear, weapon, and ruck sack) Training | 250 |
| Ground Troop (with web gear, weapon, and ruck sack) Combat | 300 |
| Ground Troop (with web gear, weapon, ruck sack, and duffel bag) Training | 350 |
| Ground Troop (with web gear, weapon, ruck sack, and duffel bag) Combat | 400 |
| Parachutist (with web gear, weapon, and ruck sack) Training | 300 |

| | |
|--|------|
| Parachutist (with web gear, weapon, and ruck sack) Combat | 350 |
| Parachutist (without weapon or equipment) Hollywood | 220 |
| Ruck sack (Training) | 40 |
| Ruck sack (Combat) | 80 |
| ATGL (unserviced) | 3200 |
| Litter | 14 |
| Net set (PALLET HCU-6/E) | 65 |
| Net side 463L (HCU-7/E) | 22 |
| Net top 463L (HCU-15/C) | 21 |
| Oxygen bottle, portable | 6 |
| Oxygen mask, 358-1506V and Anti-smoke goggles | 3 |
| Pallet HCU-6/E | 290 |
| Pallet w/nets (HCU-6/E; HCU-7/E; HCU-15/C) | 355 |
| Winch, Cargo | 342 |
| NOTE: Standard weights for passengers/troops are for planning purposes only. | |

Table 4.2. Crew Weights.

| Crew Distribution (200 Lbs Each) | Crew Baggage (50 Lbs Each) | | | | | |
|----------------------------------|----------------------------|------|-----|-----------|------------|------------|
| | | WT | MOM | No | FS 280 WT | FS 365 MOM |
| No and Flt Sta | WT | MOM | No | FS 280 WT | FS 365 MOM | MOM |
| 2/177 (P/CP) | 400 | 7.0 | 3 | 150 | 4.2 | 5.5 |
| 1/225 (ACM) | 200 | 4.5 | 4 | 200 | 5.6 | 7.3 |
| 2/225 (ACM) | 400 | 9.0 | 5 | 250 | 7.0 | 9.1 |
| 1/271 (CR) | 200 | 5.4 | 6 | 300 | 8.4 | 11.0 |
| 2/271 (CR) | 400 | 10.8 | 7 | 350 | 9.8 | 12.8 |
| 1/304 (LM) | 200 | 6.1 | | | | |

Table 4.3. Personnel Limitations (See Notes).

| Total Personnel | Lavatory | Urinal # 1 | Urinal # 2 | Total Hours |
|-----------------|----------|------------|------------|-------------|
| 190 | 4.6 | 0.9 | 0.9 | 6.4 |
| 180 | 4.7 | 1.0 | 1.0 | 6.7 |
| 170 | 4.9 | 1.1 | 1.1 | 7.1 |

| | | | | |
|-----|------|-----|-----|------|
| 160 | 5.2 | 1.2 | 1.2 | 7.6 |
| 150 | 5.5 | 1.3 | 1.3 | 8.1 |
| 140 | 5.9 | 1.4 | 1.4 | 8.7 |
| 130 | 6.3 | 1.5 | 1.5 | 9.3 |
| 120 | 6.8 | 1.7 | 1.7 | 10.2 |
| 110 | 7.5 | 1.8 | 1.8 | 11.1 |
| 100 | 8.2 | 2 | 2 | 12.2 |
| 90 | 9.1 | 2.2 | 2.2 | 13.5 |
| 80 | 10.3 | 2.5 | 2.5 | 15.3 |
| 70 | 11.7 | 2.9 | 2.9 | 17.5 |
| 60 | 13.7 | 3.3 | 3.3 | 20.3 |
| 50 | 16.4 | 4 | 4 | 24.4 |

NOTES:

1. Service aircraft lavatory and urinals at the station requiring airlift of maximum personnel.
2. Crew members must be subtracted from the figures given to arrive at maximum troop load.
3. Do not consider children up to 7-years old when computing maximum load figures.
4. If the toilet leaks, maintenance facilities will be notified to repair the toilet before passengers are airlifted. If maintenance is not available or toilet leak cannot be repaired, passengers will not be airlifted. **Exception:** At the discretion of the aircraft commander, passengers may be carried on flights of one hour or less provided the lavatory can be repaired at the next station.

Chapter 5

AIRCREW FLIGHT EQUIPMENT CONFIGURATION REQUIREMENTS

5.1. Aircraft-Installed AFE Procedures. Handle AFE with care to avoid damage. Prepositioning equipment in accordance with this publication allows flexibility while the aircraft is away from home-station and standardizes AFE configurations Air Force-wide. For AETC flying units where AMC is the lead command, units are authorized to load aircraft with only the mission required AFE. AETC Operations Group Commanders (or equivalent) will ensure an Operational Risk Management assessment (ORM) is accomplished regarding utilization of AFE to safely support mission requirements. In the event installed AFE inspection comes due while aircraft is on alert status of away from home station, follow guidance provided in TO 00-20-1, *Aerospace Equipment Maintenance Inspection, Documentation, Policies, and Procedures*.

5.2. Aircraft Configuration. Configure aircraft IAW TO 1C-17A-1, *Flight Manual, USAF Series, C-17A Aircraft* and TO 1C-17A-5-2. Store AFE equipment not utilized in the survival equipment locker or as depicted in TO 1C-17A-5-2. Crewmembers must return all AFE to the proper storage locations after each mission. Aircraft Commanders may request additional equipment be positioned aboard aircraft to accommodate aircrew and passenger increases, as required.

Table 5.1. Aircrew Flight Equipment Life Sustaining Items

| Minimum Required Equipment | Standard | PDM Input | Notes |
|--------------------------------------|----------|-----------|-------|
| Mask, 358-series, w/goggles | 15 | 3 | 1 |
| Restraint Harness, PCU-17/P | 2 | 2 | |
| Protective Breathing Equipment | 6 | 3 | |
| Life Raft Assembly, 46-Person | 3 | 3 | 3 |
| Emergency Passenger Oxygen System | 102 | 0 | |
| Life Preserver, LPU-6/P (Infant Cot) | 3 | 0 | 5 |
| Life Preserver, LPU-10/P | 2 | 0 | 2 |
| Life Preserver, Adult/Child (A/C) | 110 | 3 | 4 |
| Passenger Demo Kit | 1 | 0 | |
| Parachute, BA-22 | 2 | 0 | 2 |
| Protective Clothing Kit | 1 | 0 | |
| Survival Vest | 5 | 0 | |
| Aircrew Body Armor (Level IIIA) | 5 | 0 | |
| Anti-Exposure Suit | As Req'd | 0 | 6 |

NOTES:

1. One mask for each primary crewmember onboard is required.
2. Parachutes are pre-positioned for TO 1C-17A-1 Section 3 Emergency procedures and airdrop missions. A restraint harness may be used to supplement the parachute when mobility is not limited. The parachutes are installed for "fall out" safety, not for bailout purposes. LPU-10/P is for use in conjunction with parachute.
3. On overwater flights exceeding power off gliding distance from land, raft quantity will be adequate to accommodate total persons onboard.
4. One A/C life preserver will be pre-positioned at each of the flight compartment (P, CP, LACM, and RACM) seats. On overwater flights exceeding power off gliding distance from land, one A/C life preserver per crewmember and passenger is required.
5. On overwater flights exceeding power off gliding distance from land, one LPU-6/P for each child 18 months and younger is required.
6. Operations planners, schedulers, or crew will request Anti-Exposure Suits for primary aircrew members on any missions planned to operate above 78 degrees North or below 60 degrees South latitude. If required, suits will be pre-positioned in AFE locker.

MARK C. NOWLAND, Lt Gen, USAF
Deputy Chief of Staff, Operations

Attachment 1**GLOSSARY OF REFERENCES AND SUPPORTING INFORMATION*****References***

AFMAN 11-2C-17 Volume 3, *C-17 Operations Procedures*, 16 November 2011

AFI 11-301, Vol 2, *Management and Configuration Requirements for Aircrew Flight Equipment (AFE)*, 13 June 2017

AFI 33-360, *Publications and Forms Management*, 1 December 2015

AFMAN 33-363, *Management of Records*, 1 March 2008

AFPD 11-2, *Aircrew Operations*, 19 January 2012

TO 00-20-1, *Aerospace Equipment Maintenance Inspection, Documentation, Policies, and Procedures*, 11 July 2016

TO 1C-17A-1, *Flight Manual, USAF Series, C-17A Aircraft*, 15 October 2008

TO 1C-17A-1-4, *Airdrop Mission Crew Manual, USAF Series, C-17 Aircraft*, 1 May 2013

TO 1C-17A-2-10JG-70-1, *Ground Handling Mission Reconfiguration – Cargo Compartment*, 1 September 2017

TO 1C-17A-5-2, *Loading Data, USAF Series, C-17A Aircraft*, 15 July 2008

TO 1C-17A-9, *Loading Instructions, USAF Series, C-17 Aircraft*, 1 June 2017

Adopted Forms

AF Form 847, *Recommendation for Change of Publication*

DD Form 365-4, *Weight and Balance Clearance Form F*

AFTO Form 781-A, *Maintenance Discrepancy and Work Document*.

Abbreviations and Acronyms

A/C —Adult/Child

ABA —Aircrew Body Armor

ADS —Aerial Delivery System

AE —Aeromedical Evacuation

AECM —Aeromedical Evacuation Crew Member

AERP —Aircrew Eye Respiratory Protection

AETC —Air Education Training Command

AFE —Aircrew Flight Equipment

AFI—Air Force Instruction

AFMAN—Air Force Manual

AFPD—Air Force Policy Directive
AFRC —Air Force Reserve Command
AMC—Air Mobility Command
AMD —Air Mobility Division
ANG —Air National Guard
ATGL —Air Transportable Galley Lavatory
BSA —Buffer Stop Assembly
CCATT —Critical Care Air Transport Team
CDS —Container Delivery System
CG —Center of Gravity
ECVR —Enhanced Center Vertical Restraint
EPOS —Emergency Passenger Oxygen System
ETP —Equal Time Point
FM —Field Manual
FS —Fuselage Station
HUD —Heads Up Display
IAW —In Accordance With
JCS —Joint Chiefs of Staff
MAF —Mobility Air Forces
MAJCOM —Major Command
MOM —Moment
OPORD —Operation Order
OPR —Office of Primary Responsibility
PBE —Protective Breathing Equipment
PCK —Protective Clothing Kit
PDM —Programmed Depot Maintenance
SLICC—Senior Leaders In-transit Conference Capsule
SLIP—Senior Leaders In-transit Pallet
Stan/Eval —Standardization and Evaluation
TACC —Tanker Airlift Control Center
TO —Technical Order
TR —Trust Reverser

USAF —United States Air Force

WT —Weight

Attachment 2

C-17 CONFIGURATION PLANNING SHEET

Figure A2.1. C-17 CONFIGURATION PLANNING SHEET.

