

**BY ORDER OF THE COMMANDER  
452D AIR MOBILITY WING**



**DEPARTMENT OF AIR FORCE  
INSTRUCTION 63-140  
AIR FORCE RESERVE COMMAND  
SUPPLEMENT**

**452D AIR MOBILITY WING  
Supplement**

**26 February 2026**

*Acquisition*

**AIRCRAFT STRUCTURAL INTEGRITY  
PROGRAM AND SPACE  
EQUIPMENT STRUCTURAL  
MANAGEMENT**

**COMPLIANCE WITH THIS PUBLICATION IS MANDATORY**

---

**ACCESSIBILITY:** Publications and forms are available on the e-Publishing website at [www.e-Publishing.af.mil](http://www.e-Publishing.af.mil) for downloading or ordering.

**RELEASABILITY:** There are no releasability restrictions on this publication.

---

**OPR:** 452 MXS/MXMFS

**Certified by:** 452 AMW/CC  
(Colonel Bryan M. Bailey)  
Pages: 15

---

This supplement implements Air Force Instruction (DAFI) 63-140, *Aircraft Structural Integrity Program and Air and Space Equipment Structural Management*, with AFRC (Air Force Reserve Command) Supplement. This supplement describes 452d Air Mobility Wing (AMW) procedures to be used in conjunction with the basic instruction and AFRC supplement. This supplement is applicable to all personnel that implement the process in this instruction and personnel that implement the process through the chain of command with in the 452 AMW. Refer recommended changes and questions about this publication to the Office of Primary Responsibility (OPR) listed above using the AF (Air Force) Form 847, *Recommendation for Change of Publication*; route AF Forms 847 from the field through the appropriate functional chain of command. The authorities to waive wing/unit level requirements in this publication are identified with a Tier (“T-0, T-1, T-2, T-3”) number following the compliance statement. See AFI 33-360, *Publications and Forms Management*, Table 1.1 for a description of the authorities associated with the Tier numbers. Submit requests for waivers through the chain of command to the appropriate Tier waiver approval authority, or alternately, to the Publication OPR for non-tiered compliance items. Ensure that all records created as a result of processes prescribed in this publication are maintained In Accordance With (IAW) Air Force Manual (AFMAN) 33-363, *Management of Records*, and disposed of IAW Air Force Records Disposition Schedule (RDS) located in the Air Force Records Information Management System (AFRIMS). The use of the name or mark of any specific manufacturer, commercial product, commodity, or service in this publication does not imply endorsement by the Air Force.

## ***SUMMARY OF CHANGES***

This publication has been substantially revised to align with the supplement requirements and must be reviewed in its entirety.

\*2.8.3.1. **452AMW (Added)** Local Aircraft Structural Integrity Program roles and responsibilities and processes are established and written in DAFI 21-101\_AFRCSUP\_452AMWSUP, *Aircraft and Equipment Maintenance Management*, paragraphs 11.10.1 through 11.10.1.1.4.

\*2.9.1.7.1. **452AMW (Added)** Training Requirements:

\*2.9.1.7.1.1. **452AMW (Added)** All monitors will be familiar with the references in DAFI 63-140\_AFRCSUP, Attachment 1, DAFI 21-101-AFRCSUP, and this instruction.

\*4.11.5. **452 AMW (Added)** The name “Spirit of Airborne” has been approved for C-17 aircraft 94-0068 by HQ USAF/CV and can be found on Appendix 4-4 AMC’s Approved C-17 Names list dated 1 January 2011. The name “Spirit of California” has been approved for C-17 aircraft 04-4138. The name “Spirit of Ronald Reagan” has been approved for C-17 aircraft 05-5145. These names were previously approved on 1 June 2005 by HQ USAF/CV.

\*4.1.3.4.1. **452AMW (Added)** Colored digital renderings of current 452 AMW KC-135 and C-17 aircraft markings are in **Attachment 5** of this instruction.

\*4.3.4.1. **452AMW (Added)** The DCC will coordinate with the Aircraft Structural Maintenance section to fabricate and apply Crew Names to all 452 AMW KC-135 Stratotanker and C-17 Globemaster III aircraft.

\*4.3.4.2. **452AMW (Added)** Color, size, and location of crew name markings for KC-135 will be IAW **Figure A5.3A**. C-17 will be IAW **Figure A5.3B**. or directly inside of the crew entry door. Crew name format for both airframes will be rank, first initial, and last name.

\*4.4.5. **452AMW (Added)** Aircraft nose art request, process, and responsibilities for 452d Maintenance Group (MXG) Personnel. This instruction addresses the approval and application of aircraft artwork/optional markings applied to assigned 452AMW KC-135 and C-17 aircraft. Aircraft artwork improves unit morale, esprit de corps, and maintains unit history:

\*4.4.5.1. **452AMW (Added)** The Dedicated Crew Chief (DCC) will coordinate with the Aircraft Structural Maintenance (ASM) section to ensure proposed aircraft/nose art designs are within the unit’s capability to manufacture with available equipment and materials.

\*4.4.5.2. **452AMW (Added)** DCC will initiate the request for Nose Art by filling out AF Form 1768, Staff Summary Sheet, (template available from ASM Section) and provide high resolution digital renderings of requested aircraft/nose art.

\*4.4.5.3. **452AMW (Added)** Applicable squadron commander will review and approve all proposed aircraft/nose art prior to forwarding requests to the Maintenance Group Commander (MXG/CC) for approval.

\*4.4.5.4. **452AMW (Added)** The 452 MXG will route approved AF Form 1768 Nose Art requests to the Public Affairs Office, Wing Judge Advocate, and Wing Historian Office for approval prior to forwarding requests to the Wing Commander for approval IAW AFI63-140\_AFRCSUP para 4.8. All final approvals will be filed with Wing Corrosion Manager.

\*4.4.5.5. **452AMW (Added)** Approved aircraft/nose art will be fabricated, applied, and removed by the 452d Maintenance Squadron, ASM section once 452 AMW/CC approval has been received.

\*4.13.3.1. **452AMW (Added)** Paint scoring shall be accomplished during periodic inspection

IAW Technical Order (TO) 1C-135-6WC-3, *One Set Scheduled Wash Inspection Work Cards*, 1C-135-3-8, *Technical Manual Exterior Stencils, USAF Series-135 Aircraft* and AFRC Form 165, *Aircraft After Wash Corrosion Inspection Checklist* and TO 1C-17-23, *System Peculiar Corrosion Control*.

\*A4.9.1. **452AMW (Added)** IAW DAFI-63-140\_AFRCSUP, Table A4.9., the 452 AMW/CC authorized the Strategic Air Command (SAC) sash image to be painted on the fuselage of one KC-135R designated as the Heritage Aircraft (currently 64-14835). Following the initial selection of aircraft 57-1468 as the Heritage Aircraft, its unavailability prompted the wing commander to grant verbal authorization for the designation of aircraft 64-14835 in its stead. This sash represents aircraft livery for the Heritage Aircraft and is a Milky Way constellation sash representative of the history of the KC-135 in nuclear operations updated for modern mission employment.

BRYAN M. BAILEY, Colonel, USAF  
Commander, 452d Air Mobility Wing

**\*Attachment 5-(Added-452AMW) WEAPONS SYSTEM SPECIFIC MARKINGS****Attachment 5 (Added-452AMW)****WEAPONS SYSTEM SPECIFIC MARKINGS**

A5. **452AMW (Added)** Reference for Application of KC-135 and C-17 Markings

A5.1. **452AMW (Added)** MARCH Tail Flash C-17 & KC-135

A5.1.1. **452AMW (Added)** Orange shall be NAZDAR 59000 Series SV Enamel Screen Ink Special 59 Red Flat, 32197 Orange. Note: View shown in [Figure A5.1A](#) and [Figure A5.1B](#) is for reference only. Some markings have been omitted and picture does not show to scale. Note: View shown below illustrates marking for LEFT side; banner dimensions for RIGHT side are mirrored but not shown.

A5.1.2. **452AMW (Added)** Yellow shall be NAZDAR 59000 Series SV Enamel Screen Ink Special 59000 595-33655 Yellow, 33655 Yellow.

A5.1.3. **452AMW (Added)** Red shall be NAZDAR 59000 Series SV Enamel Screen Ink 59 FED STD 595 #31140 Red, 31140 Red.

A5.1.4. **452AMW (Added)** Black shall be NAZDAR 59000 Series SV Enamel Screen Ink 59191 Flat Black, 37038 Black.

A5.1.5. **452AMW (Added)** Blue shall be NAZDAR 59000 Series SV Enamel Screen Ink Special 59 Blue Flat, 35044 blue. Note: All T-tail markings must be located IAW DAFI 63-140\_AFRCSUP, TO 1C-17-23 and 1C-135-3-8.

A5.2. **452AMW (Added)** MARCH Tail Flash Star KC-135 & C-17

A5.2.1. **452AMW (Added)** The circle for the March tail flash shall be colored BLUE and RED per the above color codes. The star shall be NAZDAR 59000 Series SV Enamel Screen Ink 59192 Flat White. Star and circle shall be centered between tail stripes. (See [Figure A5.2](#))

A5.2.2. **452AMW (Added)** Palm Trees and Island shall be BLACK and ORANGE respectively per the above color codes. Palm Trees and Island shall rest on the lower tail stripe.

A5.3. **452AMW (Added)** Reference for application of nose art, crew names, and Outstanding Unit Award markings (See [Figure A5.3A](#), [Figure A5.3B](#))

A5.3.1. **452AMW (Added)** All 452 AMW aircraft marking guidance listed below must be used in accordance with DAFI 63-140\_AFRCSUP, TO 1-1-8, TO 1C-17-23 and TO 1C-135-3-8.

A5.3.2. **452AMW (Added)** AIRCRAFT/NOSE ART: Shall be located on forward left side of the fuselage, centered below the "452 AMW" unit marking with a minimum space of 6" between the "452 AMW" unit marking and the nose art.

A5.3.3. **452AMW (Added)** AIRCRAFT NAME (when authorized): shall be NAZDAR 59000 Series SV Enamel Screen Ink 59191 Flat Black, 37038 Black. The aircraft name shall be located on forward left side of the fuselage, 22"H x 59"L and centered 11 ½" above the crew entry door. Aircraft name shall be double arched. (See [Figure A5.3C](#))

A5.3.4. **452AMW (Added)** OUTSTANDING UNIT AWARD: Shall be located on forward left

side of fuselage, centered 6” above the crew entry door with a size ratio of 4:1. Shall be no greater than 12” in length with matte finish.

A5.3.5. **452AMW (Added) CREW NAME:** Shall be located on the forward left side of the fuselage. Top forward corner of Crew Name shall be 6” below and 6” aft of bottom aft corner of crew entry door for KC-135 & C-17 aircraft. Optional, directly inside crew entry door for C-17 aircraft. Font shall be Military Block and letters will be 1.75”. Color shall be 37038 Black in flat or matte finish.

A5.4. **452AMW (Added) NOSE ART:** Shall be manufactured with various colors of aircraft grade vinyl.

A5.4.1. **452AMW (Added) KC-135 Nose Art, 36” x 36”,** will fit in the designated area (See [Figure A5.4A.](#))

A5.4.2. **452AMW (Added) C-17 Nose Art, 36” x 36”,** shall be placed in the designated area (See [Figure A5.4B](#))

A5.4.3 **452AMW (Added) KC-135 Boom Ruddevator markings** shall be 8” x 44”, color shall be 17925 White.

**Figure A5.1A. (452AMW) MARCH Tail Flash C-17**

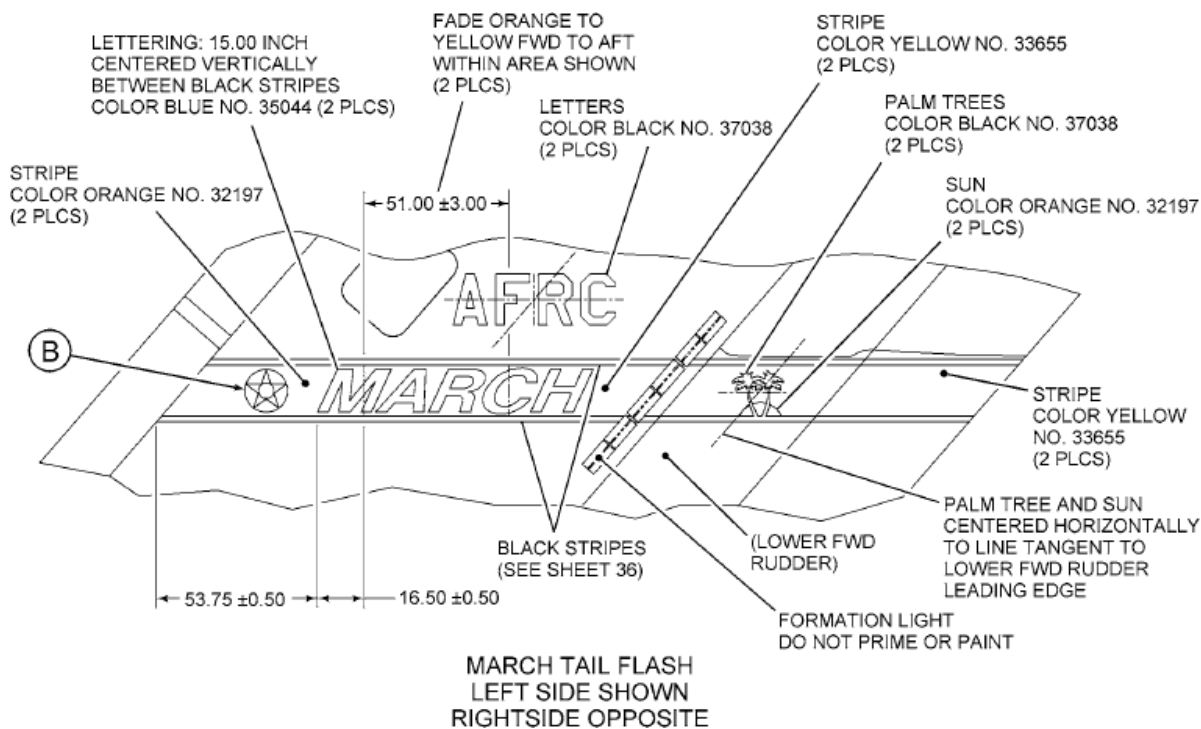


Figure A5.1B (452AMW) MARCH Tail Flash KC-135

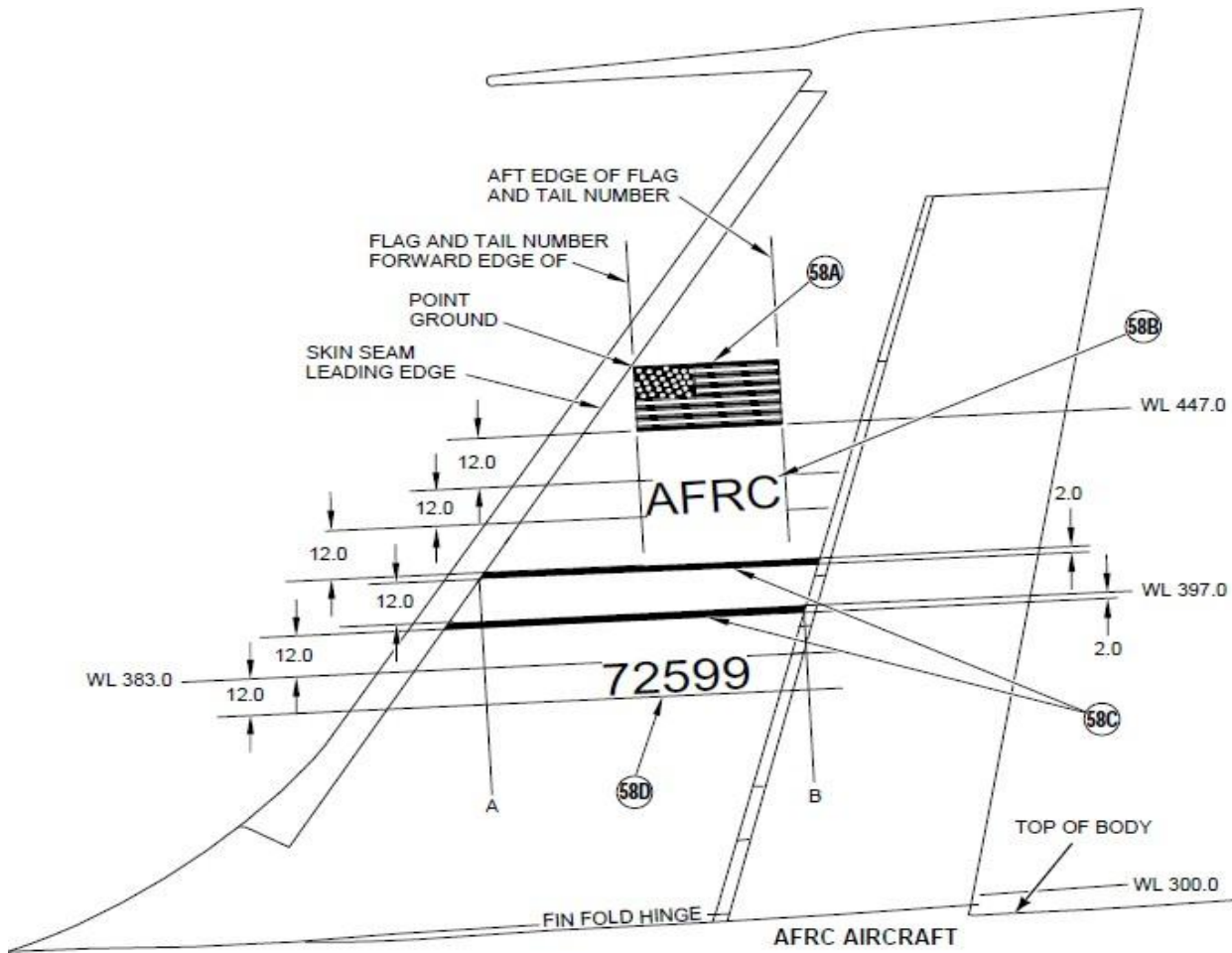
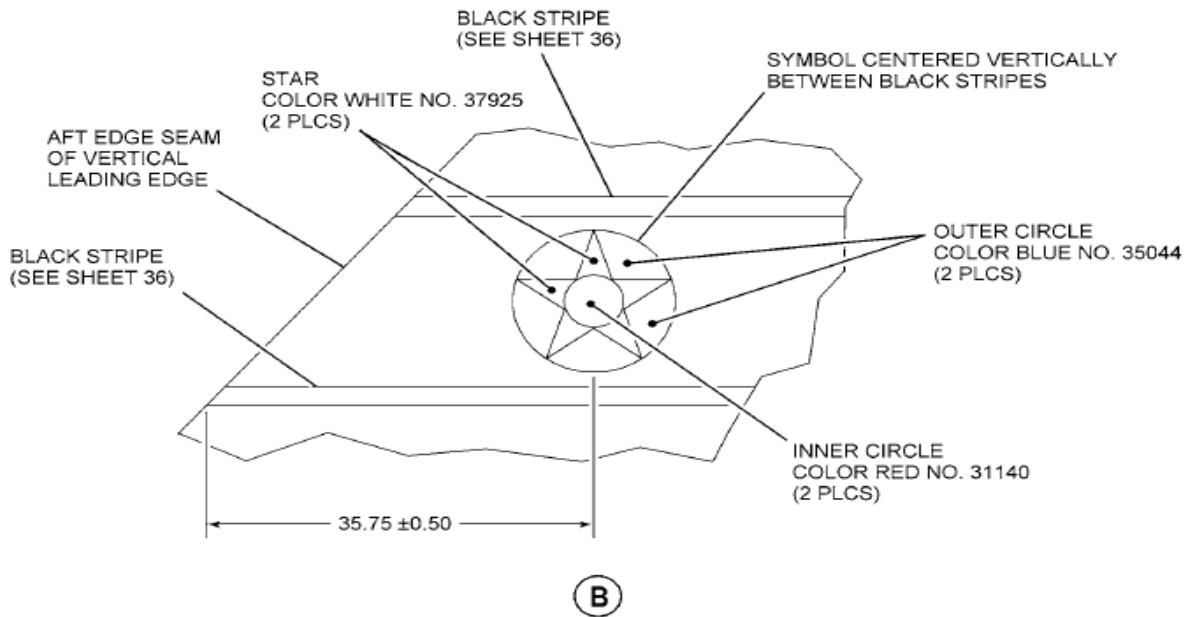
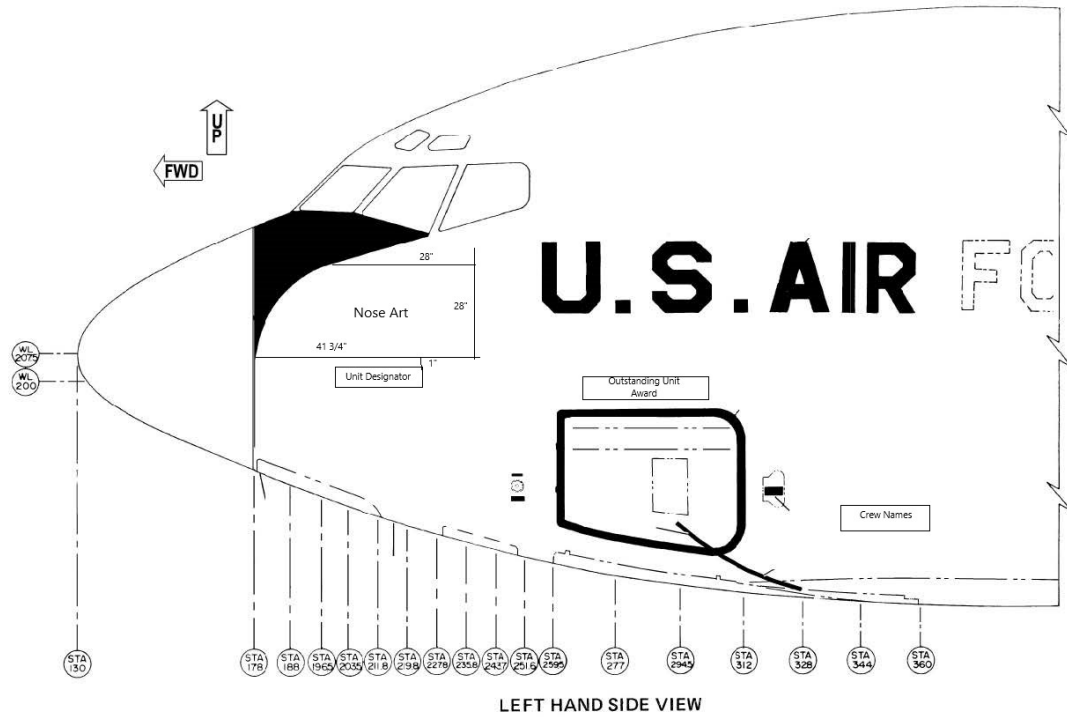


Figure A5.2. (452AMW) MARCH Tail Flash Star KC-135 & C-17



**Figure A5.3A. (452AMW) Reference for application of Nose Art, Crew Names, and Outstanding Unit Award Markings**

2-12



**Figure A5.3B. (452AMW) Reference for Application of C-17 Aircraft Nose Art and Crew Names.**

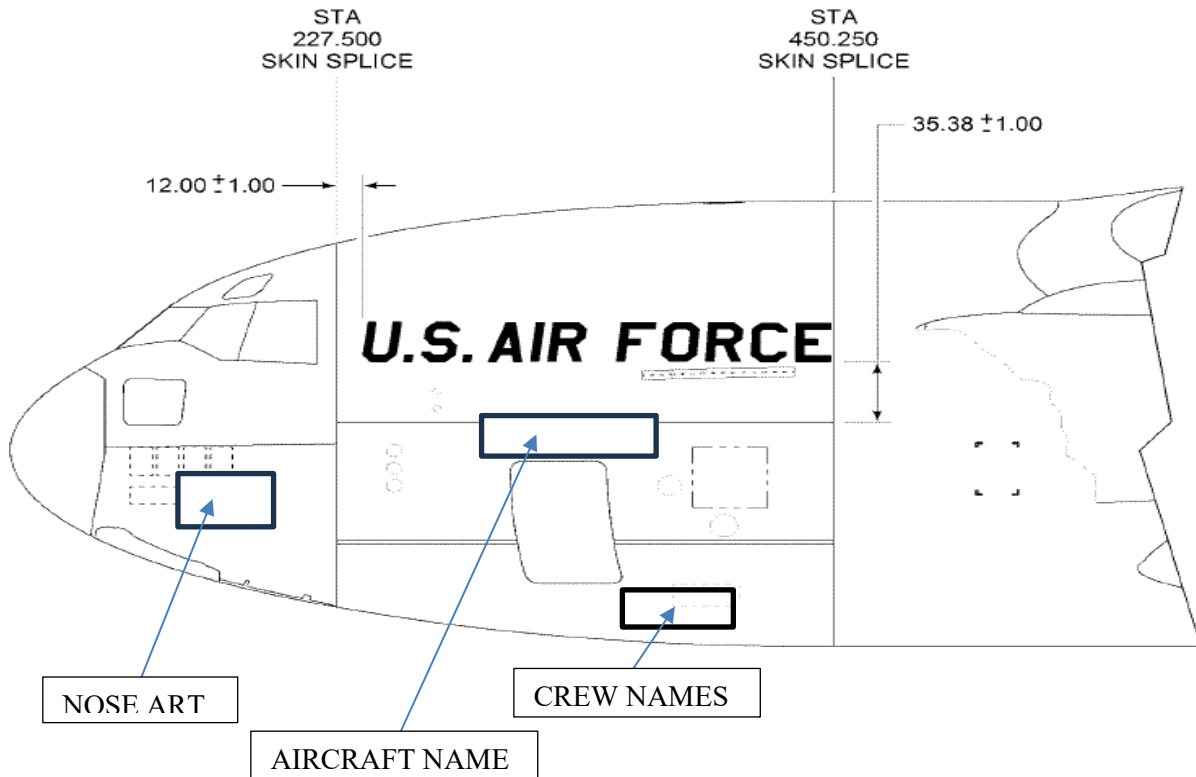


Figure A5.3C. (Added-452AMW) C-17 Aircraft Names

— SPIRIT OF —  
CALIFORNIA

— SPIRIT OF —  
CALIFORNIA

— SPIRIT OF —  
RONALD REAGAN

— SPIRIT OF —  
RONALD REAGAN

— THE SPIRIT OF —  
AIRBORNE

— THE SPIRIT OF —  
AIRBORNE

Figure A5.4A. (452AMW) Reference for KC-135 Approved Nose Art.

57-1459



57-1468



57-2598



57-2603



58-0052



61-0280



Figure A5.4A. (452AMW) Reference for KC-135 Approved Nose Art. (Cont.)

61-0299



61-0324



62-3507



58-0085



62-3558



62-3568



Figure A5.4A. (452AMW) Reference for KC-135 Approved Nose Art. (Cont.)

**63-8024**



**64-14835**



Figure A5.4B. (452AMW) Added C-17 Aircraft Nose Art.

94-0068



97-0043



04-4138



04-4139



05-5140



05-5141



Figure A5.4B. (452AMW) Added C-17 Aircraft Nose Art. (cont.)

05-5142



05-5144



05-5145

